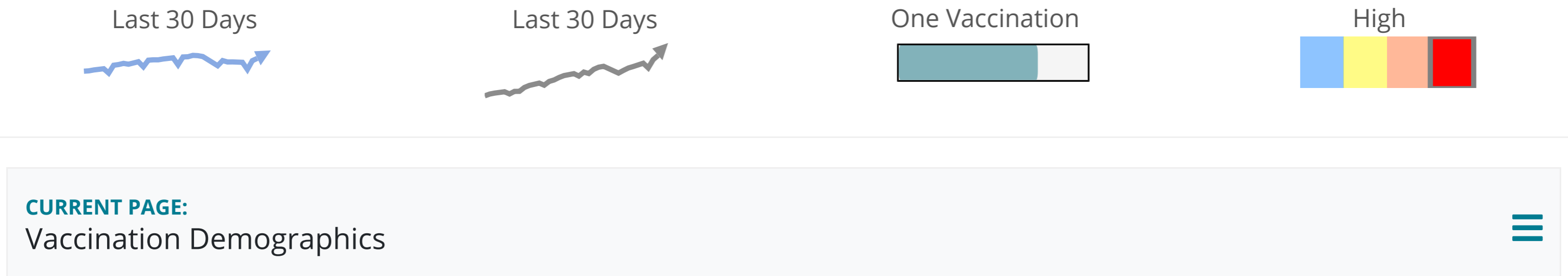


COVID Data Tracker



CURRENT PAGE: Vaccination Demographics

Demographic Characteristics of People Receiving COVID-19 Vaccinations in the United States

Overall US COVID-19 Vaccine Distribution and Administration; Maps, charts, and data provided by CDC, updates daily by 8 pm ET

The Centers for Disease Control and Prevention (CDC) is working with states to provide more information on the demographic characteristics of vaccinated people.

These demographic data only represent the geographic areas that contributed data and might differ by populations prioritized within each state or jurisdiction's vaccination phase. Every geographic area has a different racial and ethnic composition, and not all are in the same vaccination phase. These data are thus not generalizable to the entire US population.

Percentages displayed in the charts below represent the percent of people vaccinated for whom the demographic variable of interest is known.

About these data [How Do I Find a COVID-19 Vaccine?](#)

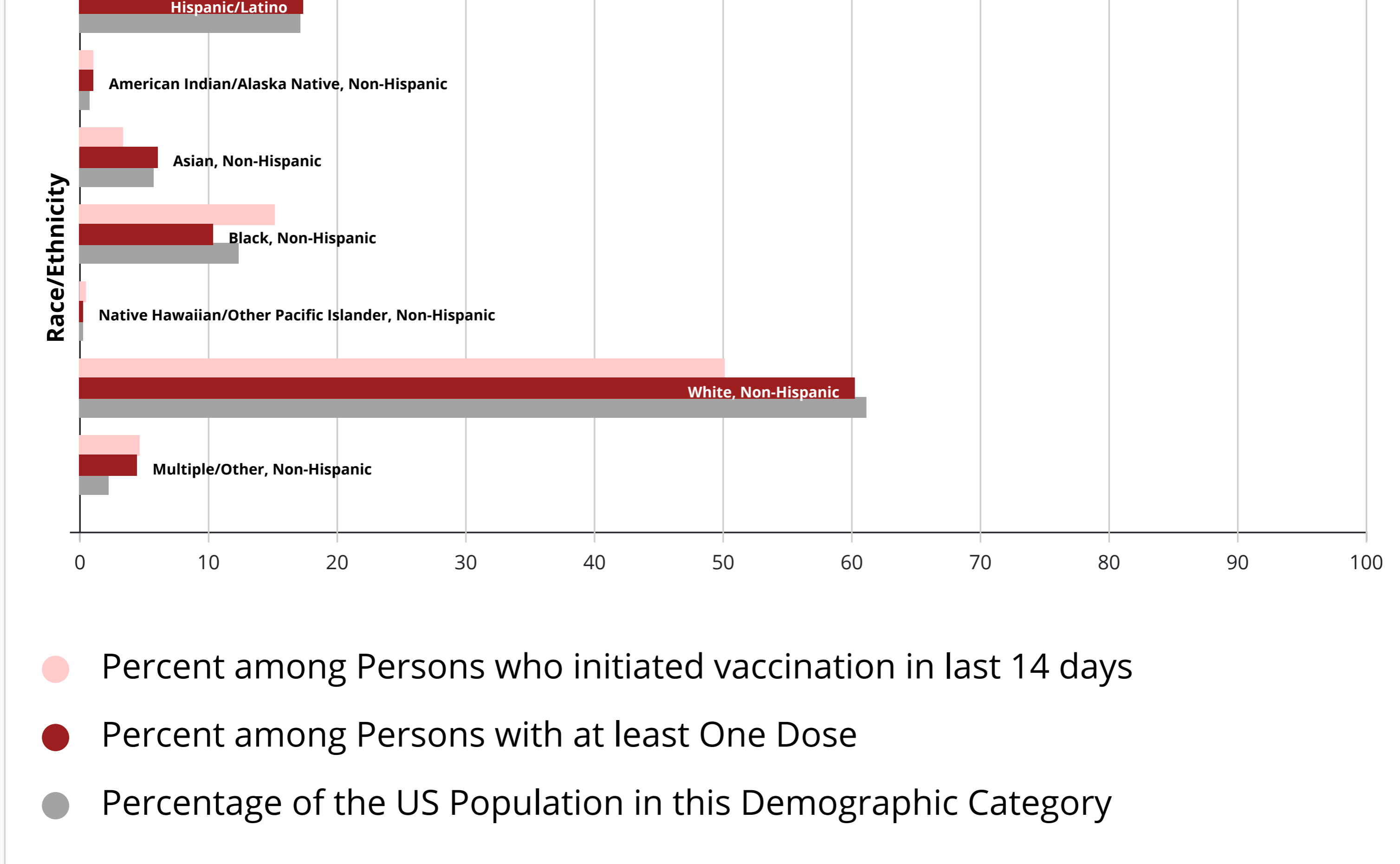
CDC | Data as of: September 15, 2021 6:00am ET. Posted: Wednesday, September 15, 2021 3:47 PM ET

In the figures below, the dark red bars/dark blue bars represent the percentage of all vaccinated people who fall into each demographic group, and the gray bars represent the percentage of all people in the U.S. population who fall into each demographic group. If all groups got vaccinated according to their share of the population, the dark red/dark blue bars would be the same length as the gray bars.

- Instances where the red bar is shorter than the gray bar indicate that the number of people in that group who received at least one shot is lower than would be expected based on the number of people in that group in the U.S. population.
- Instances where the dark blue bar is shorter than the gray bar indicate that the number of fully vaccinated people in that group is lower than would be expected based on the number of people in that group in the U.S. population.

Race/Ethnicity of People with at least One Dose Administered:

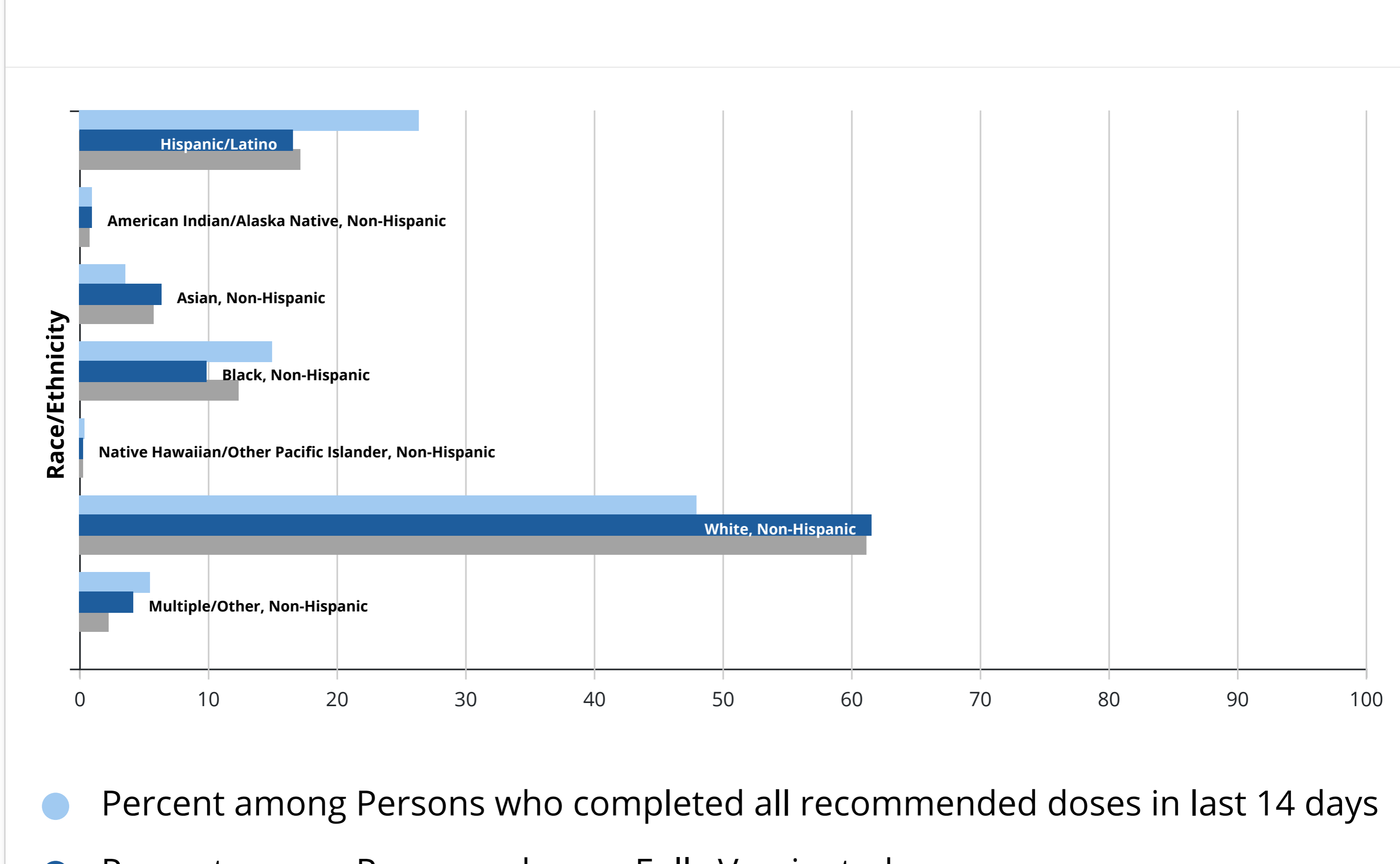
Data from 210,361,099 people with at least one dose administered. Race/Ethnicity was available for 123,733,025 (58.8%) people with at least one dose administered.



Show Percentage of the US Population that is in this demographic category

Race/Ethnicity of People Fully Vaccinated:

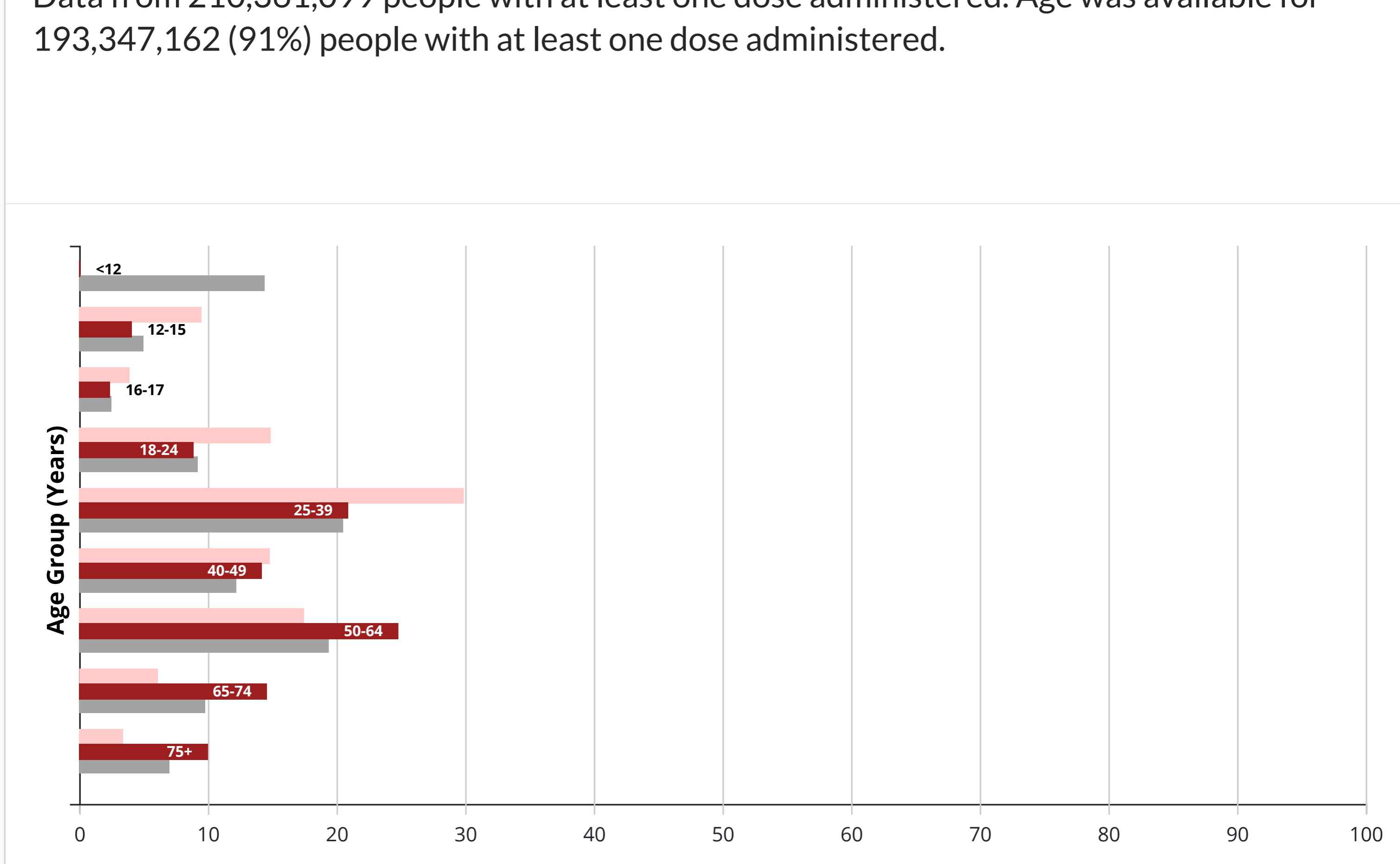
Data from 179,695,287 people fully vaccinated. Race/Ethnicity was available for 114,368,110 (63.6%) people fully vaccinated.



Show Percentage of the US Population that is in this demographic category

Age Groups of People with at least One Dose Administered:

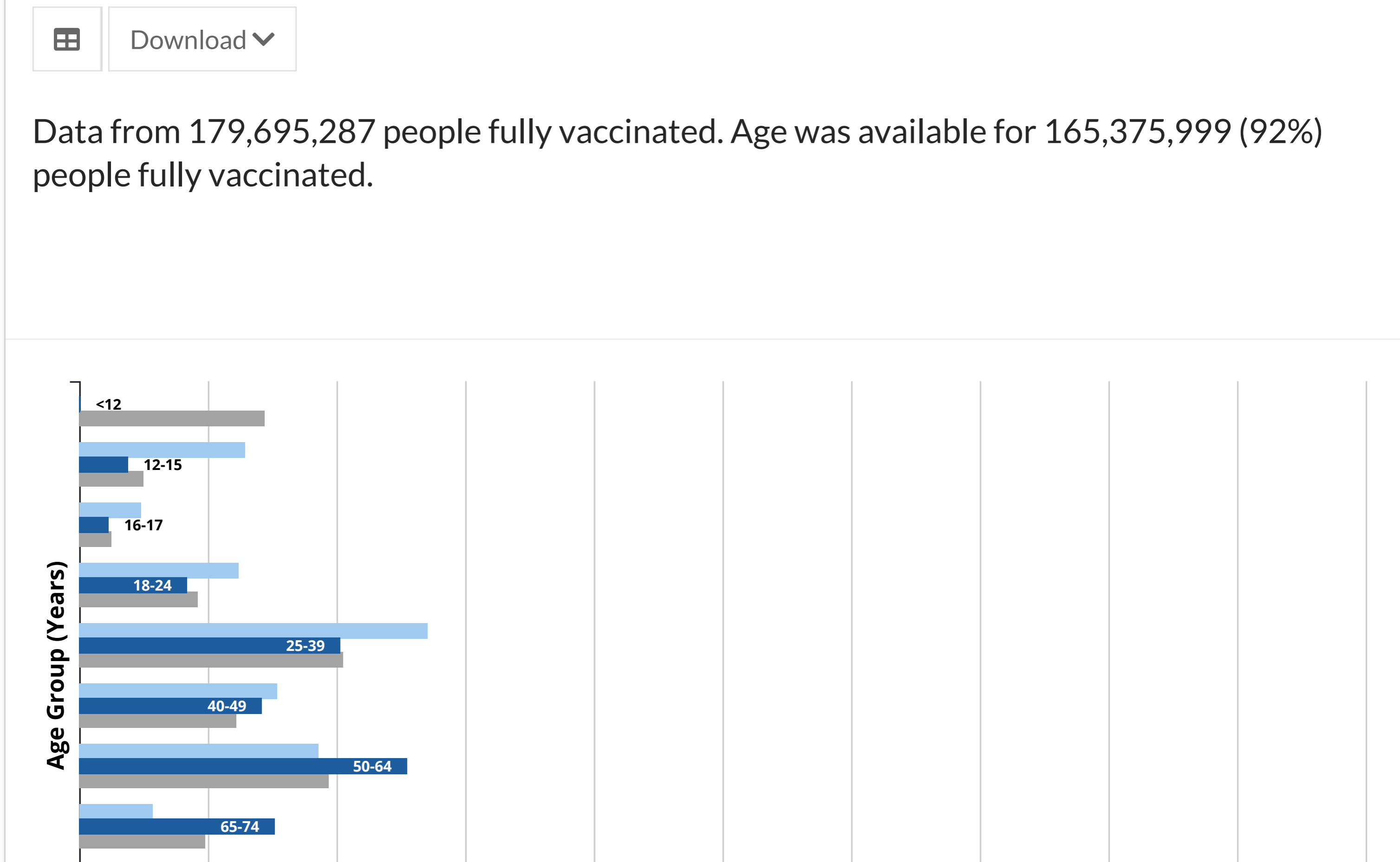
Data from 210,361,099 people with at least one dose administered. Age was available for 193,347,162 (91%) people with at least one dose administered.



Show Percentage of the US Population that is in this demographic category

Age Groups of People Fully Vaccinated:

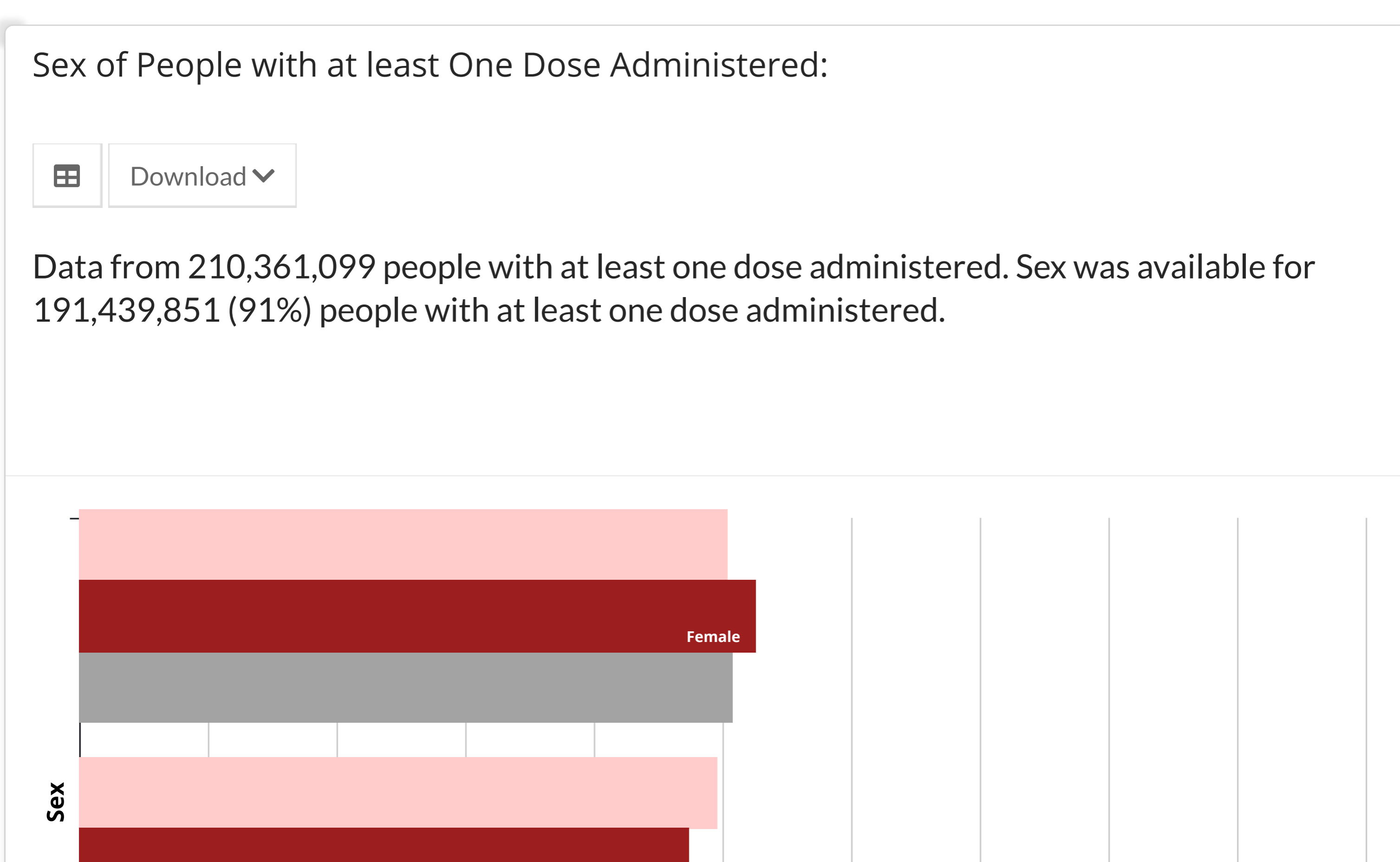
Data from 179,695,287 people fully vaccinated. Age was available for 165,375,999 (92%) people fully vaccinated.



Show Percentage of the US Population that is in this demographic category

Sex of People with at least One Dose Administered:

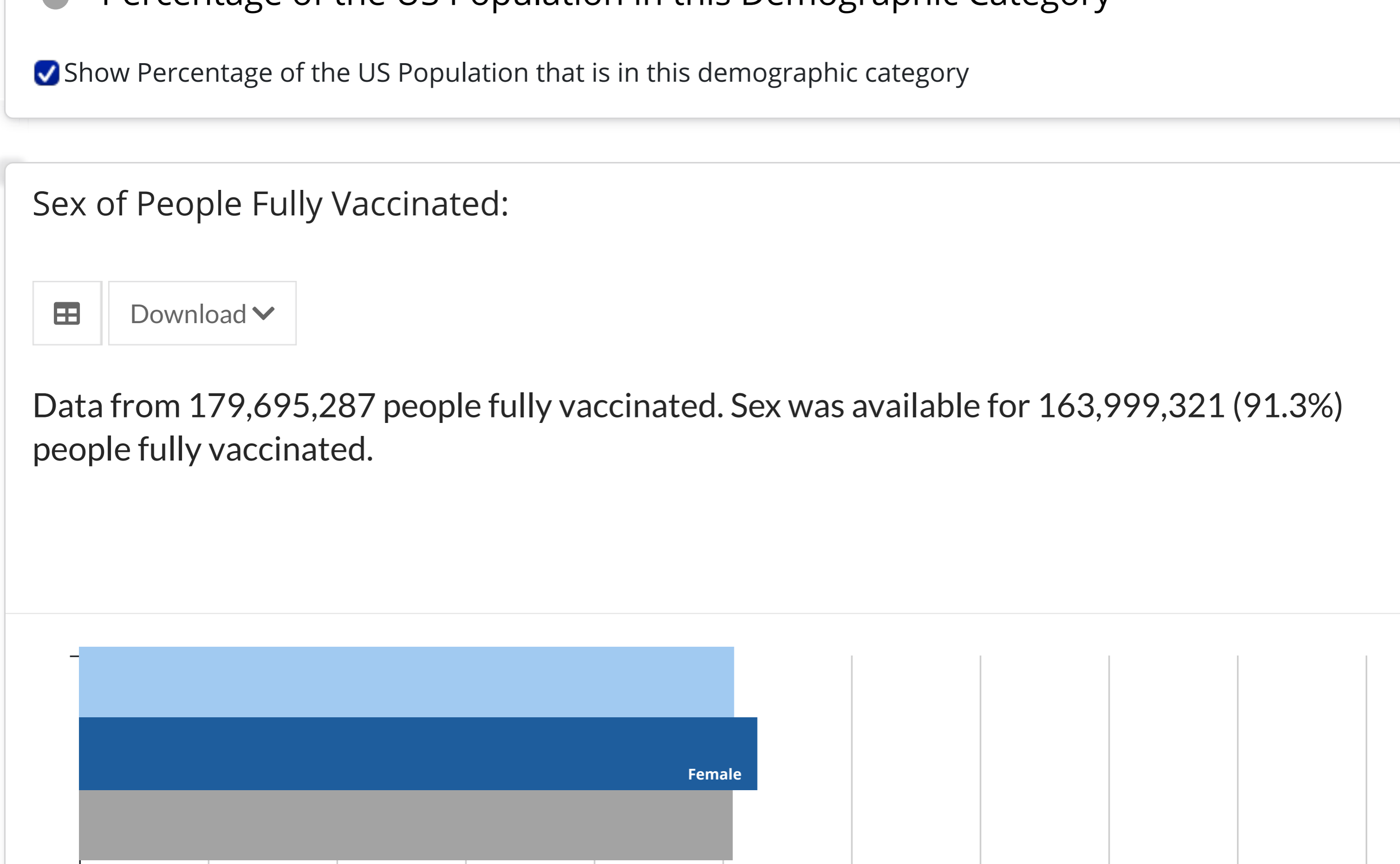
Data from 210,361,099 people with at least one dose administered. Sex was available for 191,439,851 (91%) people with at least one dose administered.



Show Percentage of the US Population that is in this demographic category

Sex of People Fully Vaccinated:

Data from 179,695,287 people fully vaccinated. Sex was available for 163,999,321 (91.3%) people fully vaccinated.



Show Percentage of the US Population that is in this demographic category

[View Historic Vaccination Data](#)

Footnotes

Timing: Data will be updated as soon as they are reviewed and verified, often before 8:00 pm ET each day. However, daily updates may take longer if there are any delays in data reporting.

- Data on doses of vaccine administered included data received by CDC as of 6:00 am ET on the day of reporting.
- Vaccination data on the CDC COVID Data Tracker are updated daily (including weekends) between 1:30 pm and 8:00 pm ET.
- Updates will occur the following day when reporting coincides with a federal holiday.

Updates:

-Beginning August 9, 2021, submitting entities will have the ability to update or delete previously submitted records using new functionality available in CDC's Data Clearinghouse. Use of this new functionality may result in fluctuations across metrics on the CDC COVID Data Tracker as historical data are updated or deleted. The functionality will also allow for more accurate reporting and improved data quality.

-On August 31, 2021, CDC updated its algorithm for assigning a race/ethnicity category for vaccine recipients to align with U.S. Census Bureau race/ethnicity classifications. As a result, approximately 4.5 million vaccine recipients where a valid race was reported in conjunction with "other" race who were previously categorized as "Non-Hispanic Multiracial" are now categorized into a single race/ethnicity group.

View data definitions on [About COVID-19 Vaccine Delivery and Administration Data](#)

Get Email Updates

Sign up to receive the COVID Data Tracker Weekly Review.

Email Address:

[What's this?](#)