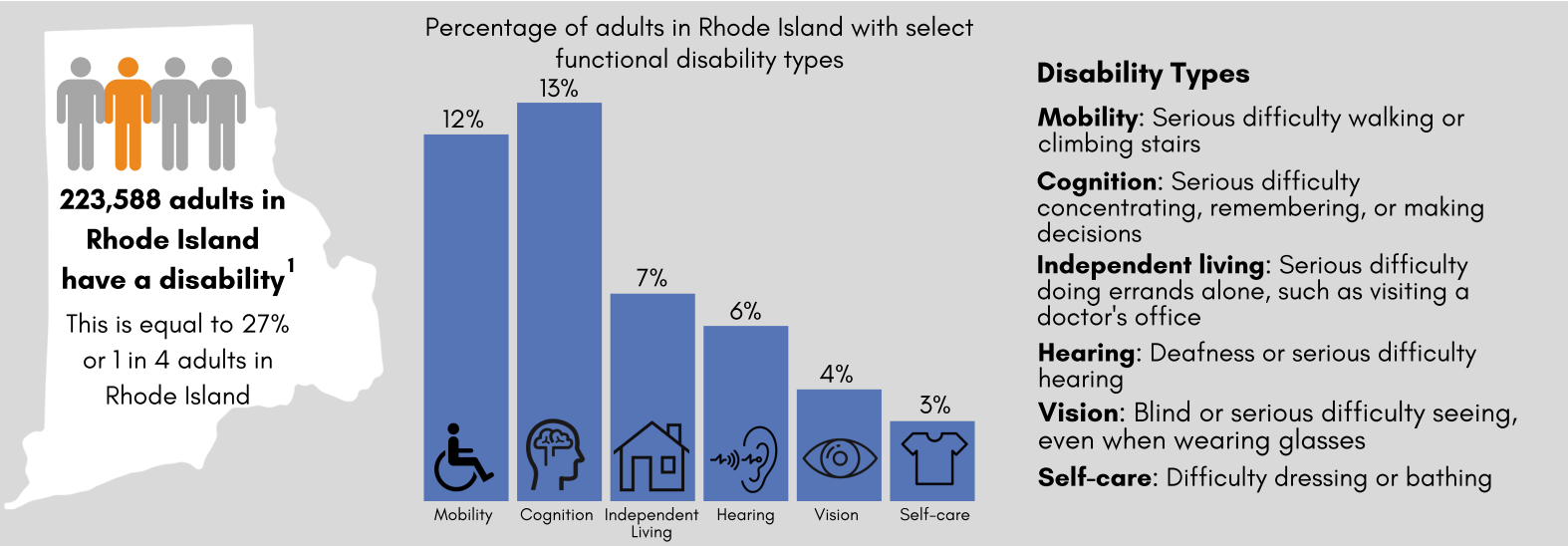
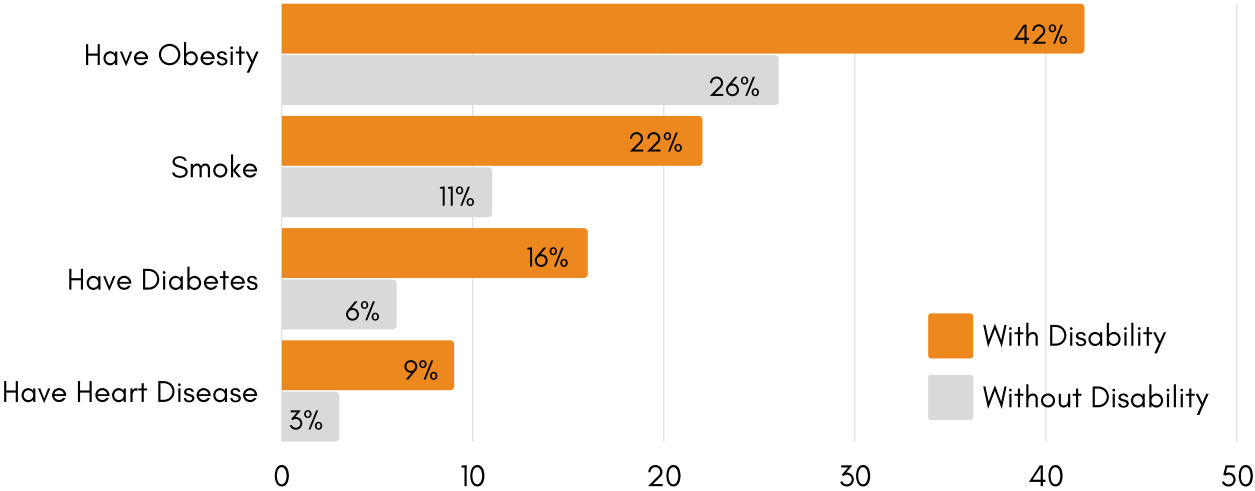


Everyone can play a role in supporting more inclusive state programs, communities, and health care to help people with, or at risk for, disabilities be well and active in their communities. Join CDC and its partners as we work together to improve the health of people with disabilities.



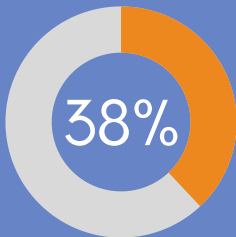
Adults with disabilities in **Rhode Island** experience health disparities and are more likely to...<sup>1</sup>



Visit [dhds.cdc.gov](https://dhds.cdc.gov) for more disability and health data across the United States.

**DISABILITY HEALTHCARE COSTS IN RHODE ISLAND<sup>2</sup>**

- About **\$3.7 BILLION** per year, or up to **38%** of the state's healthcare spending
- About **\$20,174** per person with a disability



Learn how CDC and state programs support people with disabilities at [www.cdc.gov/ncbddd/disabilityandhealth/programs.html](https://www.cdc.gov/ncbddd/disabilityandhealth/programs.html).

NOTE: DATA ARE ROUNDED TO THE NEAREST WHOLE FIGURE. FOR MORE PRECISE PREVALENCE DATA, PLEASE VISIT [DHDS.CDC.GOV](https://dhds.cdc.gov).

1. DATA SOURCE: 2019 BEHAVIORAL RISK FACTOR SURVEILLANCE SYSTEM (BRFSS).

2. DISABILITY HEALTHCARE COSTS ARE PRESENTED IN 2017 DOLLARS AS REPORTED IN KHAVJOU, ET AL. STATE-LEVEL HEALTH CARE EXPENDITURES ASSOCIATED WITH DISABILITY. 2021. PUBLIC HEALTH REP.

