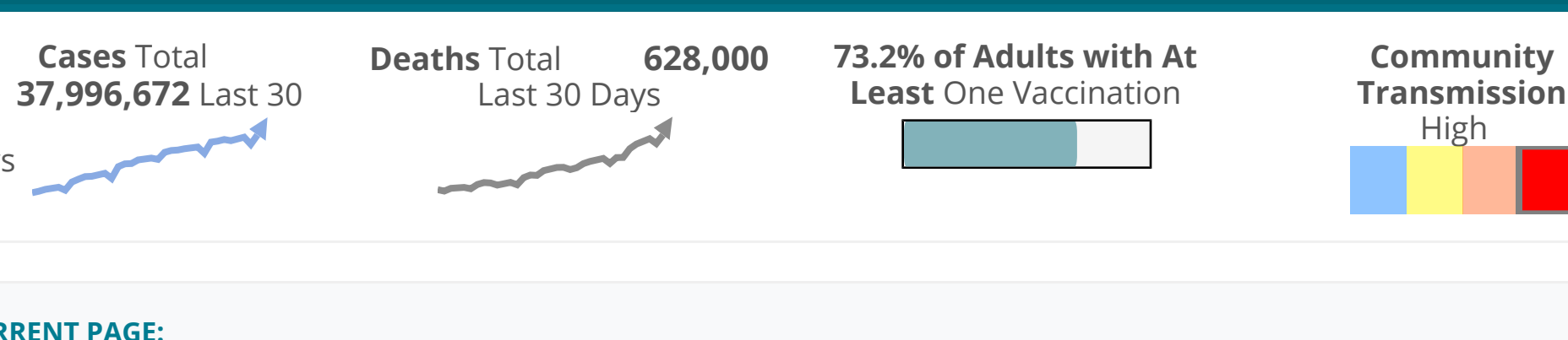


COVID Data Tracker



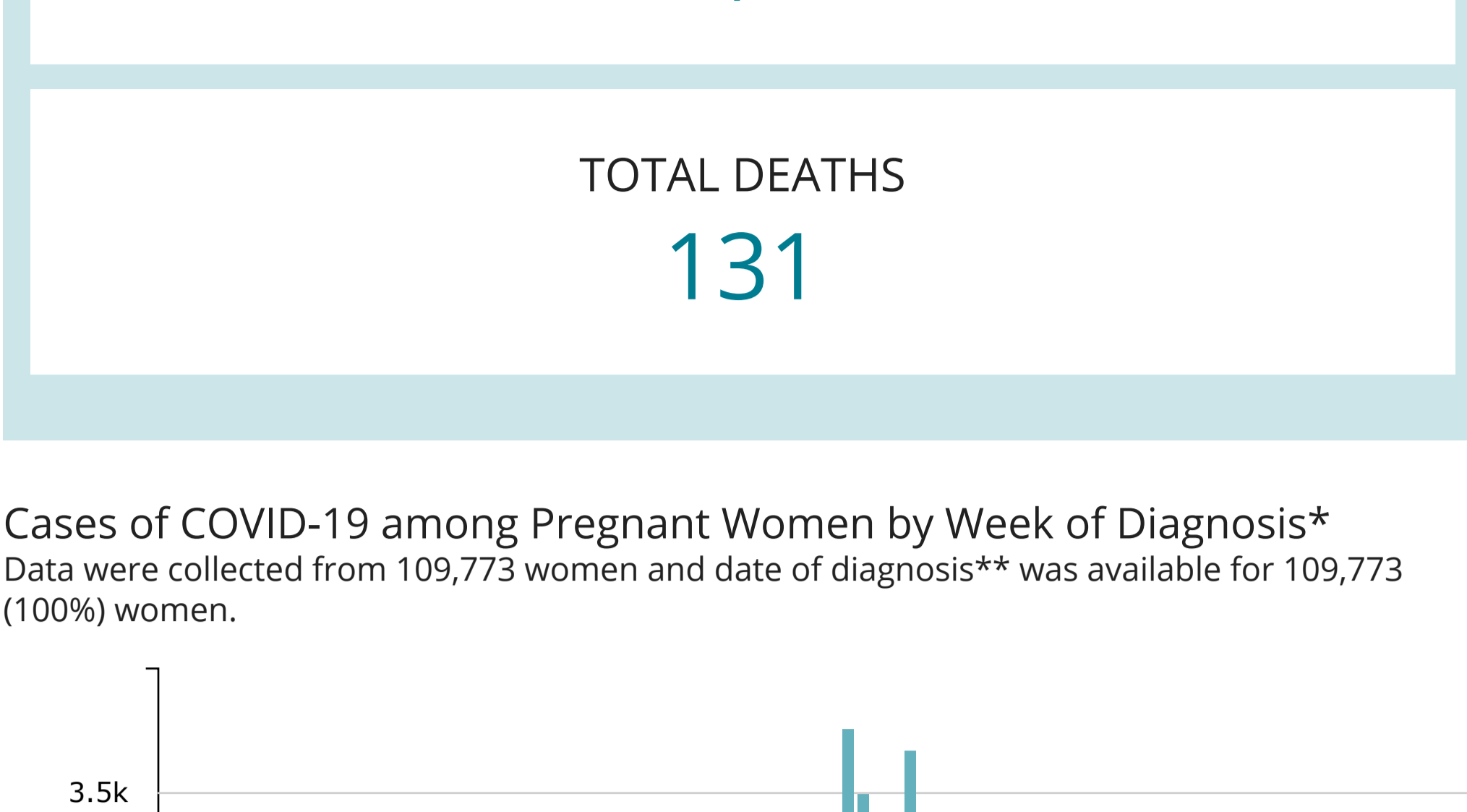
CURRENT PAGE: Pregnant People: COVID-19 Illness and Outcomes

Data on COVID-19 during Pregnancy: Severity of Maternal Illness

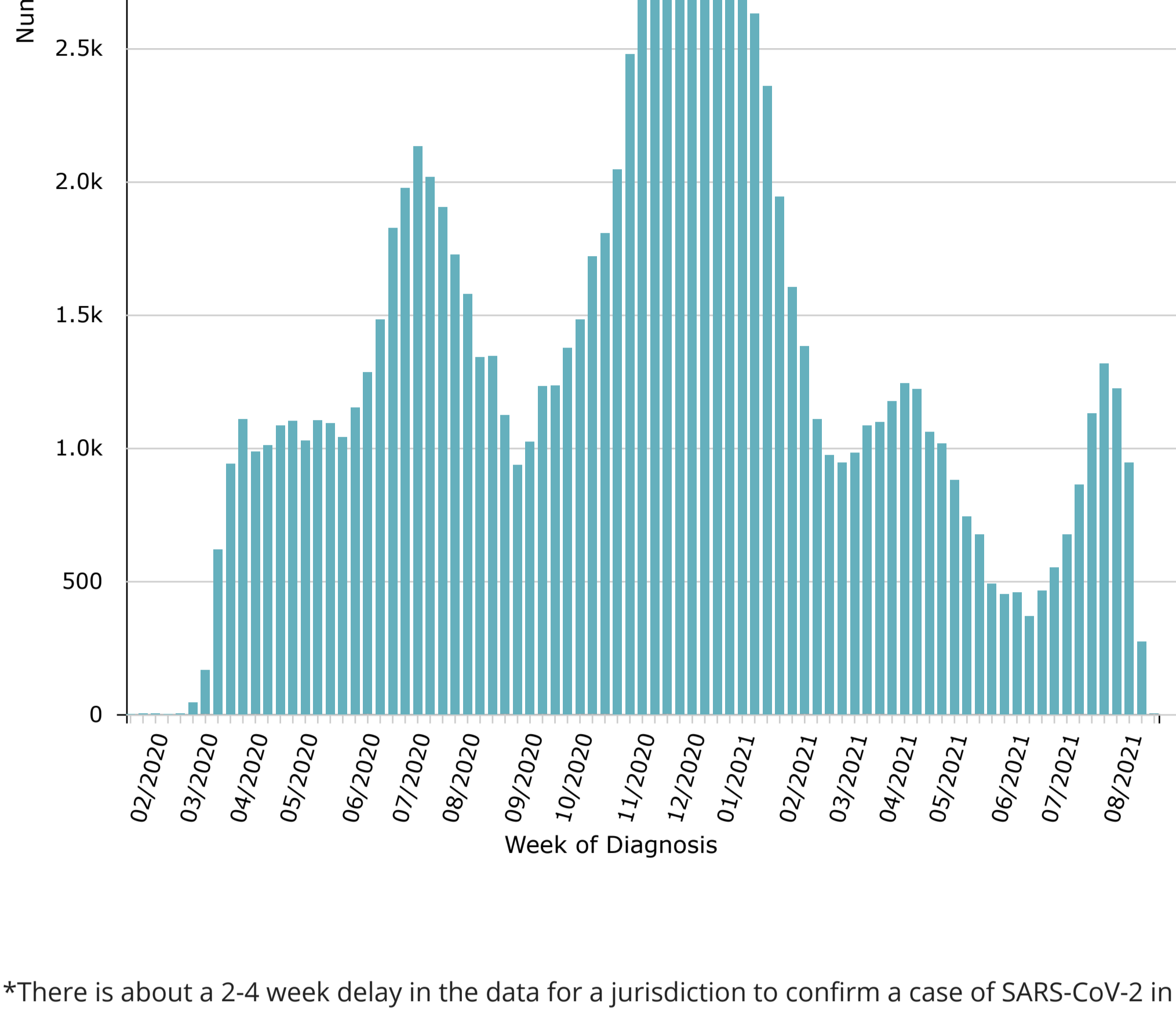
Monitoring the impact of COVID-19 during pregnancy can protect pregnant women and their babies; maps, charts, and data provided by CDC

Looking for data on birth and infant outcomes among pregnant women with COVID-19? Visit CDC's Birth and Infant Outcomes data page for information on delivery type, preterm birth, and infant test results.

Pregnant women¹ with COVID-19, United States, January 22, 2020 - August 23, 2021



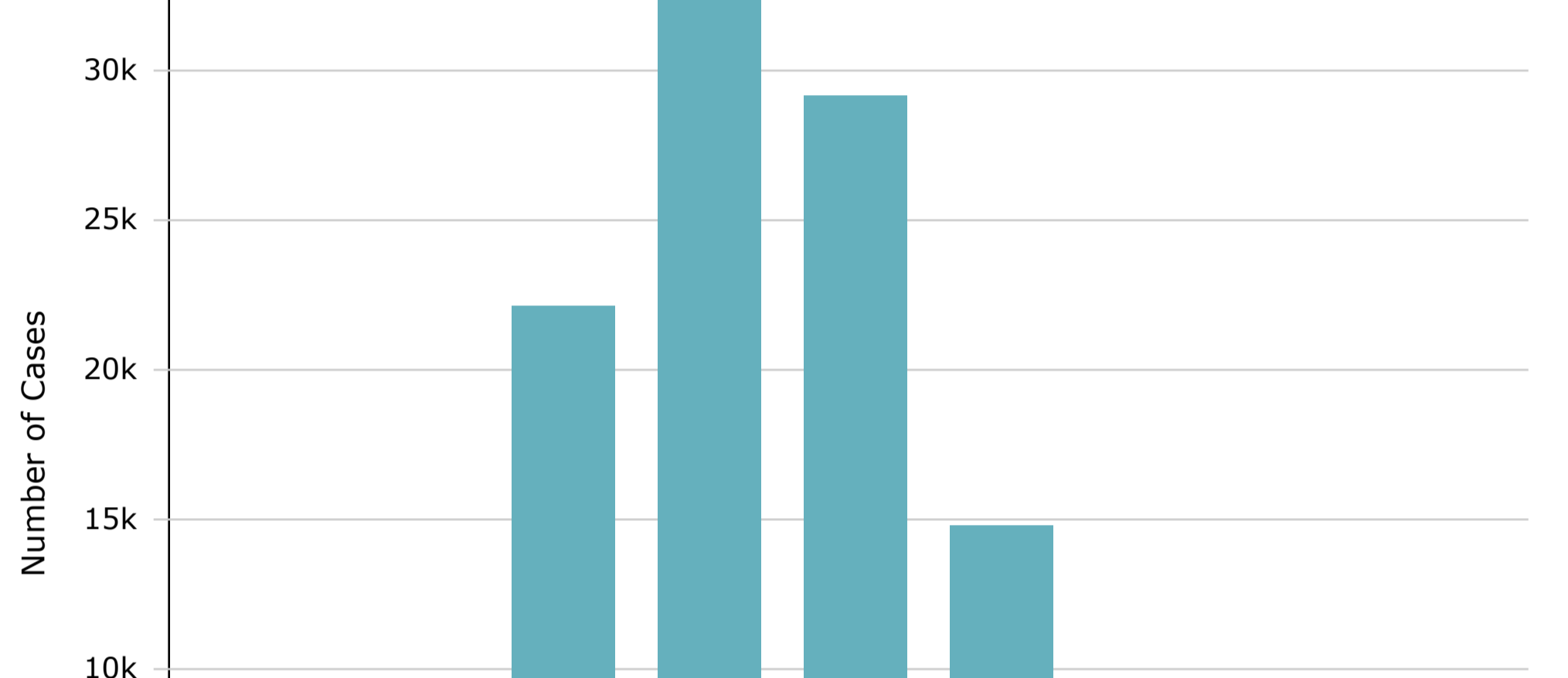
Cases of COVID-19 among Pregnant Women by Week of Diagnosis* Data were collected from 109,773 women and date of diagnosis** was available for 109,773 (100%) women.



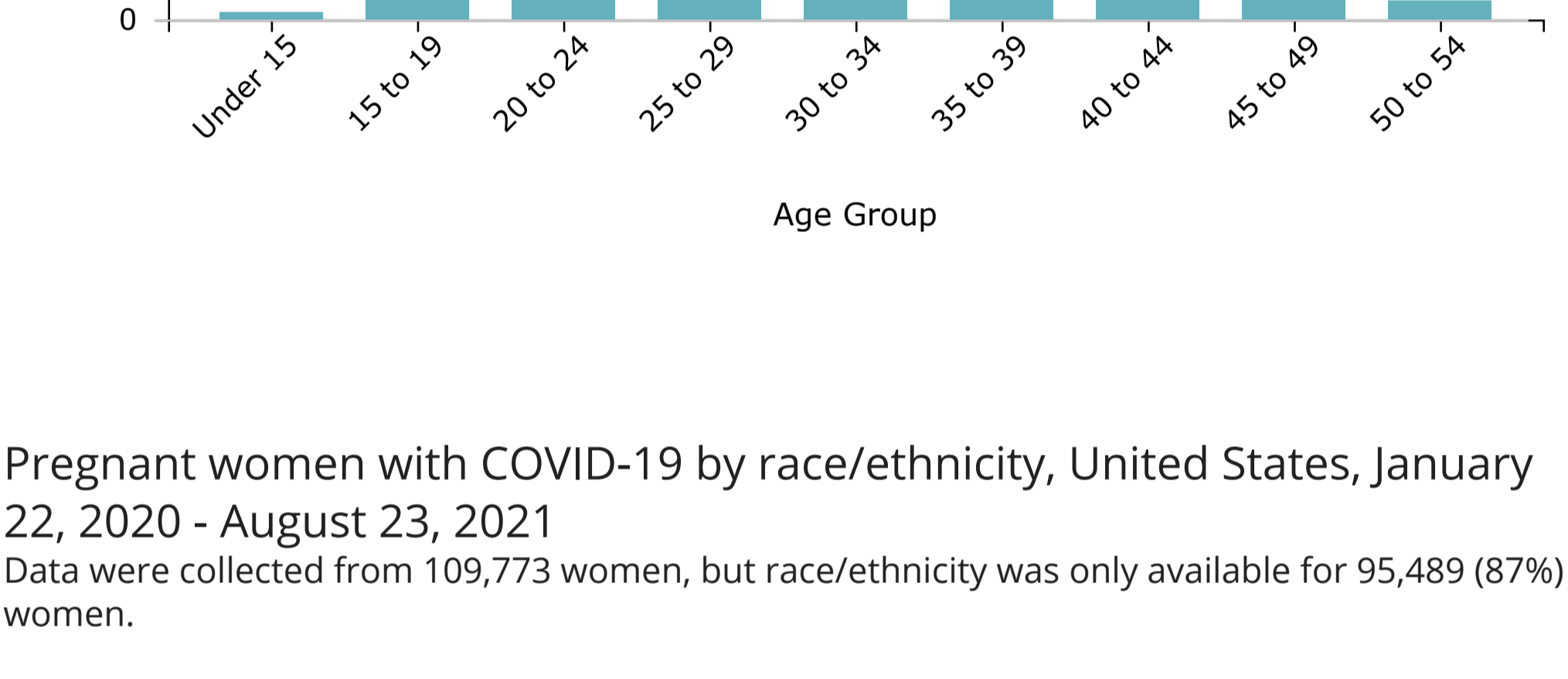
*There is about a 2-4 week delay in the data for a jurisdiction to confirm a case of SARS-CoV-2 in a pregnant woman and report it to CDC.
 **Date of diagnosis is derived from the earliest date of either 1) when the case report was received by CDC from a jurisdictional health department or 2) the earliest available date related to the illness or specimen collection.

More information on this dataset: [COVID-19 Case Surveillance Public Use Data](#)

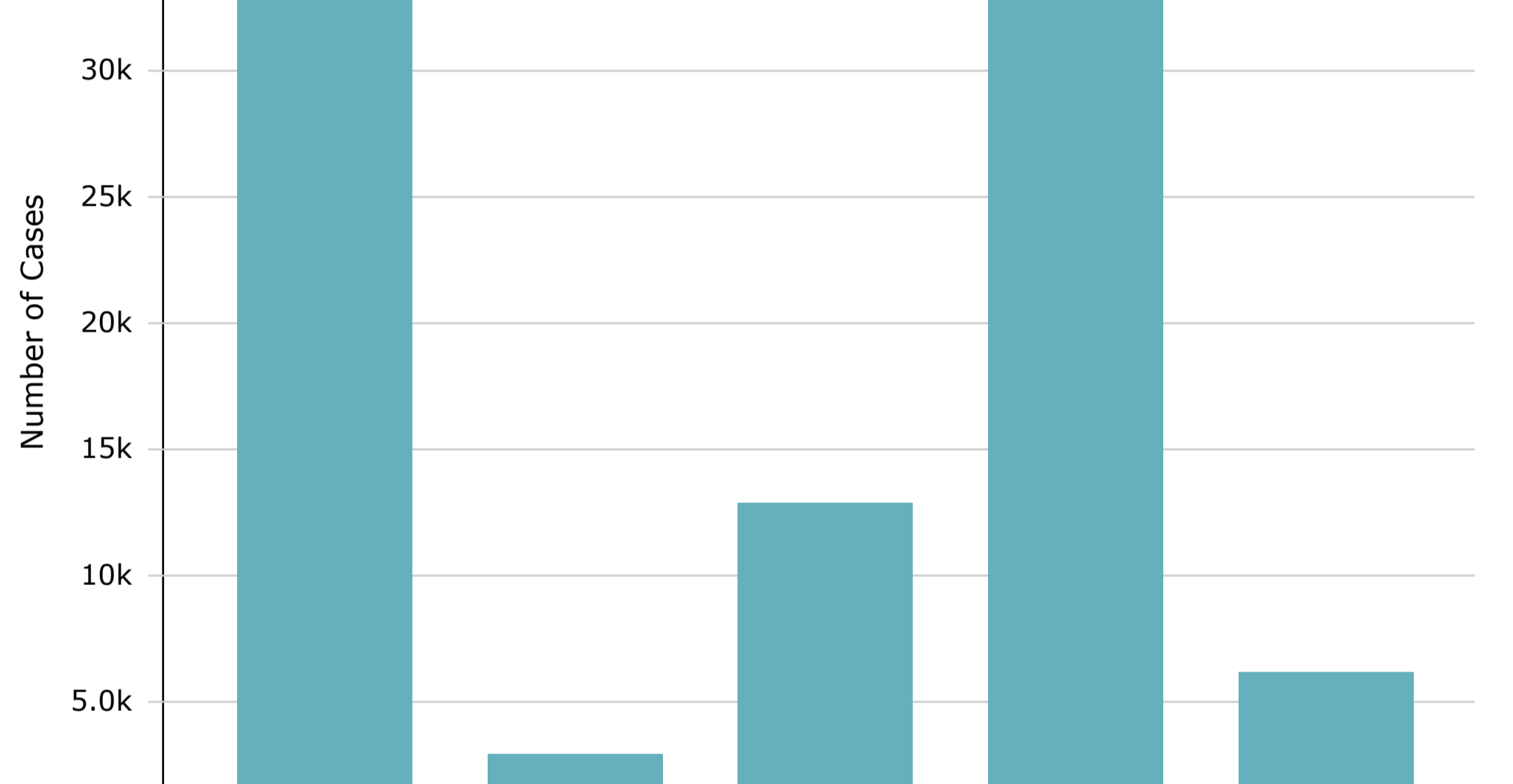
Pregnant women with COVID-19 by age, United States, January 22, 2020 - August 23, 2021 Data were collected from 109,773 women, and age was available for 109,773 (100%) women.



Pregnant women with COVID-19 by race/ethnicity, United States, January 22, 2020 - August 23, 2021 Data were collected from 109,773 women, but race/ethnicity was only available for 95,489 (87%) women.



Pregnant Women with COVID-19 who were hospitalized, United States, January 22, 2020 - August 23, 2021 Data were collected from 109,773 women, but hospitalization data were only available for 87,509 (79.7%).



Pregnant women with COVID-19 admitted to the ICU, who required invasive ventilation, or who required ECMO, United States, January 22, 2020 - August 23, 2021 Data were collected from 109,773 women, but ICU admission data were only available for 14,800 (13.5%) women, invasive ventilation data were only available for 10,194 (9.3%) women, and ECMO data were only available for 10,743 (9.8%).



¹Cases with age <9 years and >54 years are excluded. Cases with unknown age are included.
²Other race includes non-Hispanic American Indian or Alaska Native or non-Hispanic Native Hawaiian or Other Pacific Islander
³Data were not available to distinguish hospitalizations for COVID-19-related indications, such as worsening respiratory status, from hospital admission for pregnancy-related indications, such as delivery.
⁴Abbreviation: ICU, intensive care unit; ECMO, extracorporeal membrane oxygenation, an advanced life support technique used for patients with life-threatening heart and/or lung problems.

Data Table for COVID-19 during Pregnancy

Data Table for Cases of COVID-19 Among Pregnant Women by Week of Diagnosis

Footnotes

Looking for data on birth and infant outcomes among pregnant women with COVID-19? Visit CDC's Birth and Infant Outcomes data page for information on delivery type, preterm birth, and infant test results

Want to learn more about COVID-19 risk for pregnant women and those who are breastfeeding? Find more information and resources for pregnancy, breastfeeding, and caring for newborns during the COVID-19 pandemic

[View and Download COVID-19 Case Surveillance Public Use Data](#)

Get Email Updates

Sign up to receive the COVID Data Tracker Weekly Review.

Email Address:

What's this?