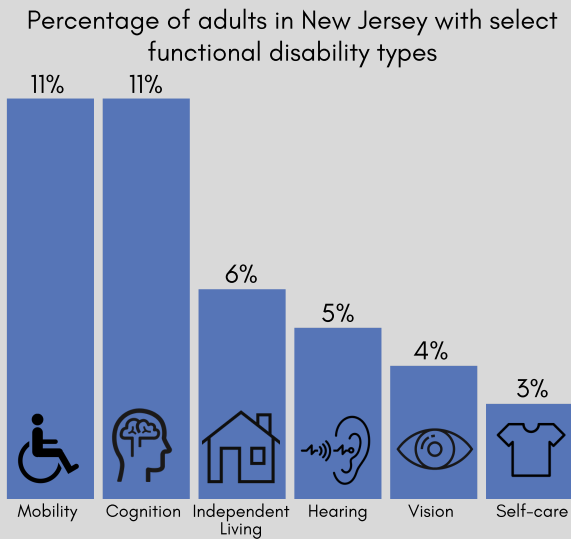
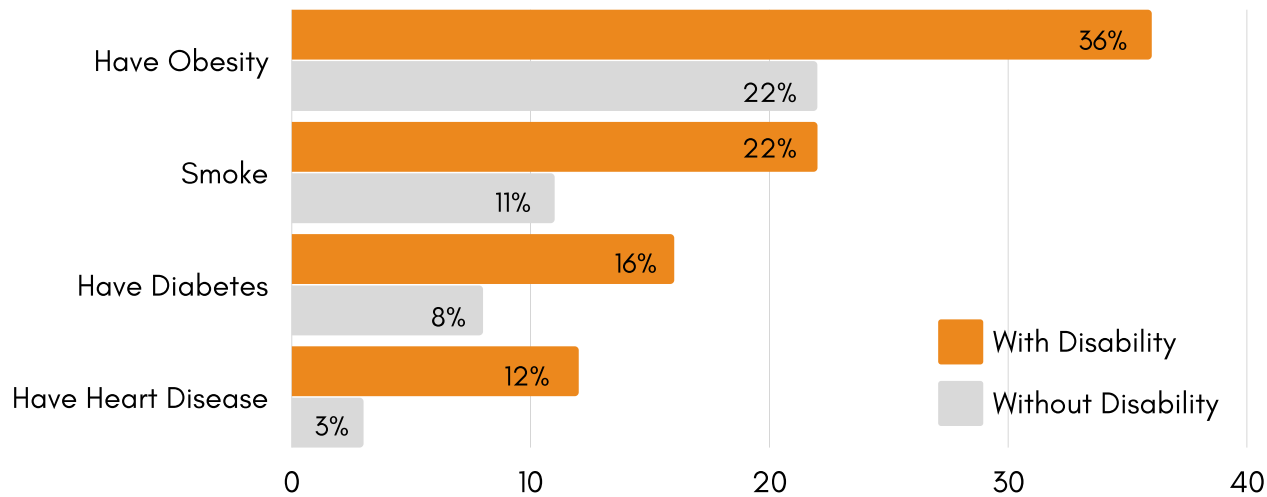


Everyone can play a role in supporting more inclusive state programs, communities, and health care to help people with, or at risk for, disabilities be well and active in their communities. Join CDC and its partners as we work together to improve the health of people with disabilities.



- Disability Types**
- Mobility:** Serious difficulty walking or climbing stairs
 - Cognition:** Serious difficulty concentrating, remembering, or making decisions
 - Independent living:** Serious difficulty doing errands alone, such as visiting a doctor's office
 - Hearing:** Deafness or serious difficulty hearing
 - Vision:** Blind or serious difficulty seeing, even when wearing glasses
 - Self-care:** Difficulty dressing or bathing

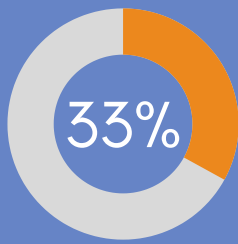
Adults with disabilities in **New Jersey** experience health disparities and are more likely to...¹



Visit dhds.cdc.gov for more disability and health data across the United States.

\$ DISABILITY HEALTHCARE COSTS IN NEW JERSEY²

- About **\$24.8 BILLION** per year, or up to **33%** of the state's healthcare spending
- About **\$21,415** per person with a disability



Learn how CDC and state programs support people with disabilities at www.cdc.gov/ncbddd/disabilityandhealth/programs.html.

NOTE: DATA ARE ROUNDED TO THE NEAREST WHOLE FIGURE. FOR MORE PRECISE PREVALENCE DATA, PLEASE VISIT [DHDS.CDC.GOV](https://dhds.cdc.gov).

1. DATA SOURCE: 2018 BEHAVIORAL RISK FACTOR SURVEILLANCE SYSTEM (BRFSS).

2. DISABILITY HEALTHCARE COSTS ARE PRESENTED IN 2017 DOLLARS AS REPORTED IN KHAVJOU, ET AL. STATE-LEVEL HEALTH CARE EXPENDITURES ASSOCIATED WITH DISABILITY. 2021. PUBLIC HEALTH REP.

