

COVID Data Tracker

United States
At a Glance


Cases Total
33,659,974
Last 30 Days




Deaths Total
Last 30 Days
604,596



67.6% of Adults with At Least One Vaccination



Community Transmission
Moderate



Data Tracker Home

COVID Data Tracker Weekly Review

Your Community +

Health Equity Data

Vaccinations +

Cases, Deaths, and Testing +

Demographic Trends +

Health Care Settings -

About Health Care Setting Data

New Hospital Admissions

Hospitalized Patients

COVID-NET Hospitalization Surveillance Network

Nursing Home Residents

Nursing Home Staff

Healthcare Personnel

Trends in ED Visits

COVID-19 Hospitalizations and Disease Severity

Genomic Surveillance +

Seroprevalence +

People at Increased Risk +

Prevention Measures and Social Impact +

Additional COVID-related Data

Communications Resources

COVID-19 Home

Get Email Updates

Sign up to receive the COVID Data Tracker Weekly Review.

Email Address:

What's this?

Submit

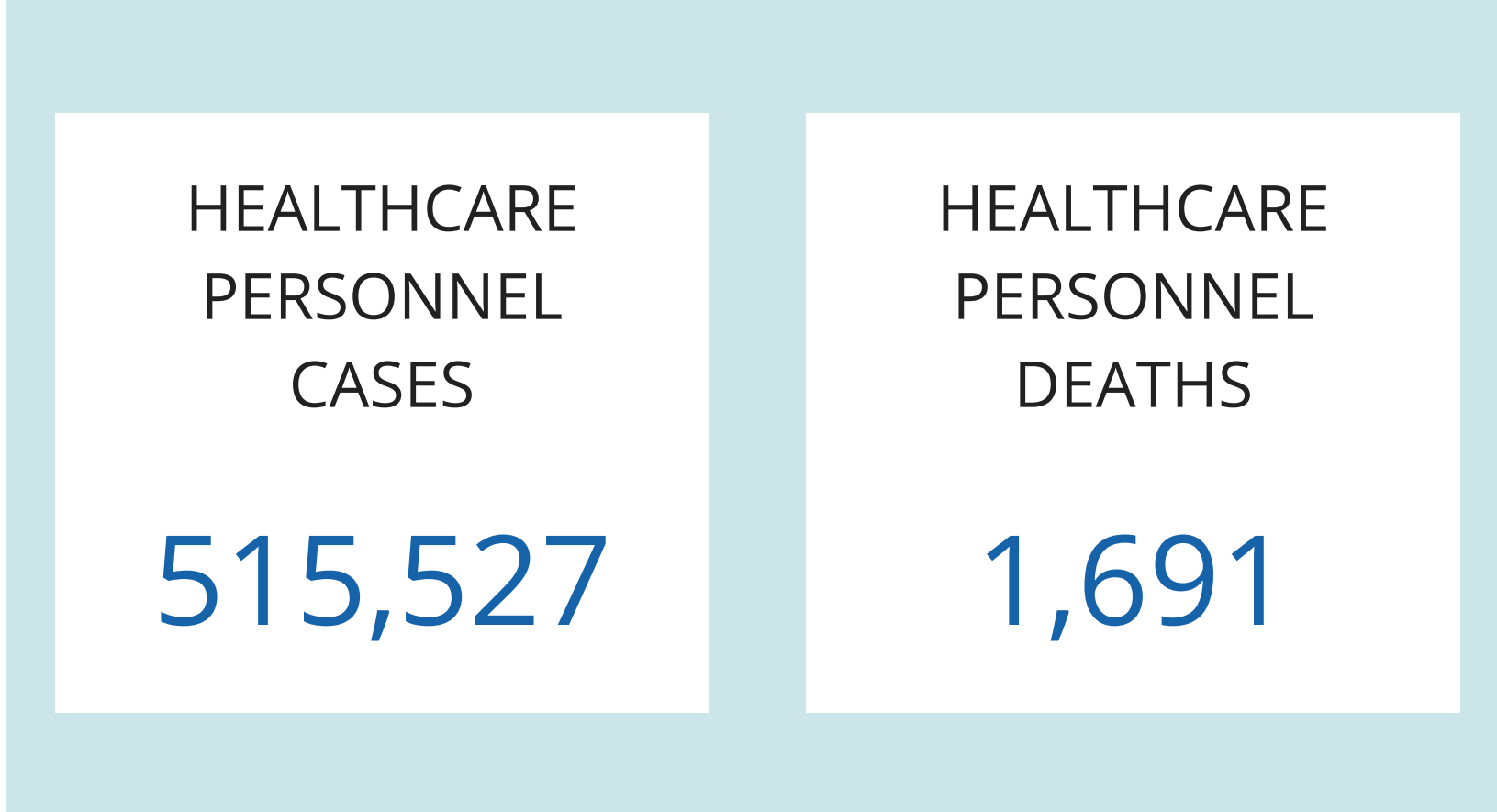
Cases & Deaths among Healthcare Personnel

Of 27,472,068 case reports received by CDC, 5,195,111 (18.91%) have known healthcare personnel (HCP) status. Completion of HCP status varied in case reporting over time and is noted in the figure and table below.

For the 515,527 cases of COVID-19 among HCP, death status is available for 410,162 (79.56%).

Maps, charts, and data provided by CDC, updates Tues-Sun by 8 pm ET†

CDC | Data as of: Sunday, July 11, 2021
 12:24 PM ET. Posted: Sunday, July 11, 2021 1:40 PM ET

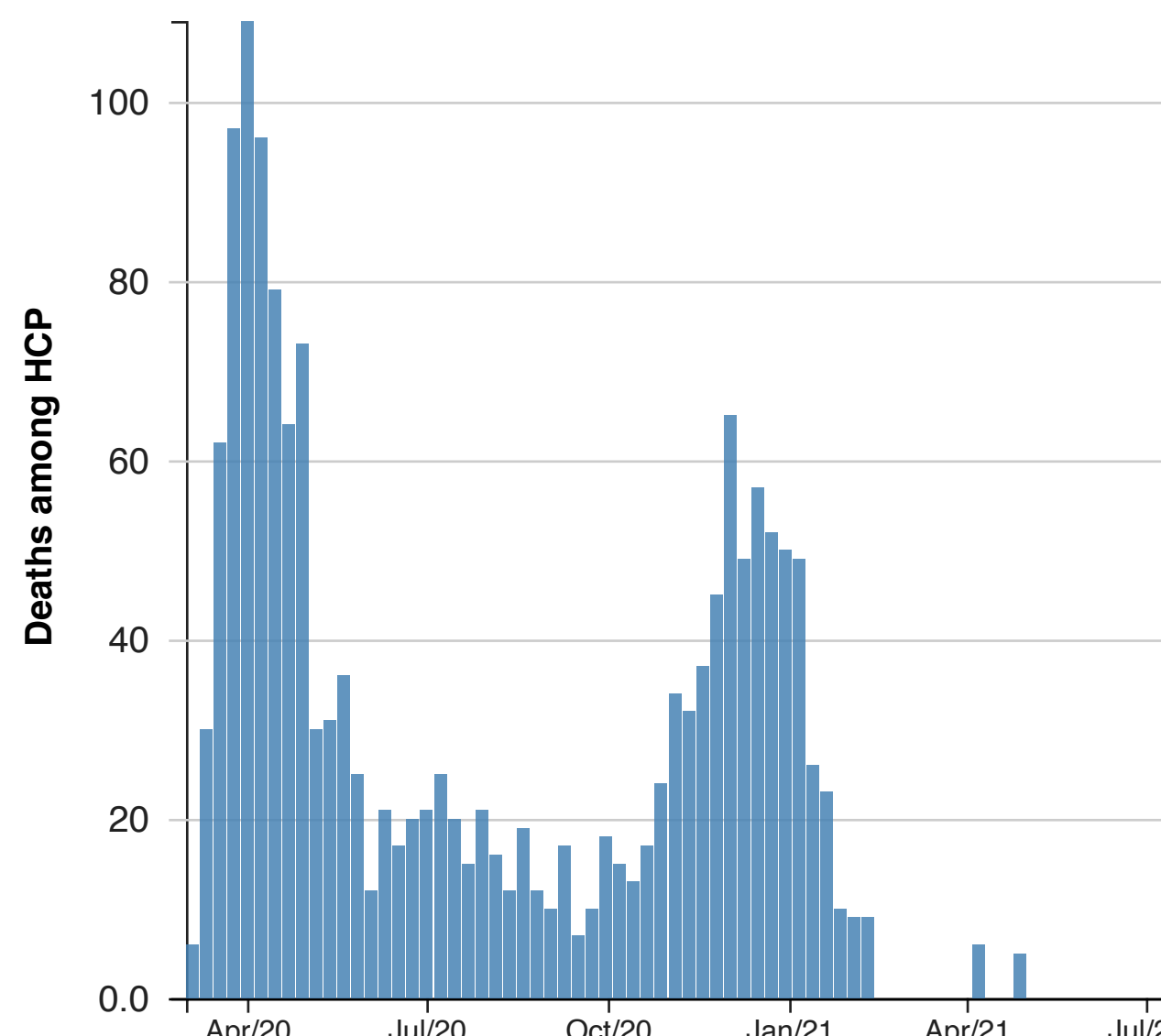


View:

Cases

Deaths

Deaths among Healthcare Personnel (HCP) by Week



There were <5 deaths among healthcare personnel before March 1, 2020 not included in the figure at

Deaths Among Healthcare Personnel Download Data

MMWR Week	Year	Week Start Date	Week End Date	Deaths Count	Percent Death Status Known
27	2021	2021-07-04	2021-07-10	<5	42.53
26	2021	2021-06-27	2021-07-03	<5	62.08
25	2021	2021-06-20	2021-06-26	<5	67.79
24	2021	2021-06-13	2021-06-19	<5	69.89
23	2021	2021-06-06	2021-06-12	<5	76.43
22	2021	2021-05-30	2021-06-05	<5	79.5
21	2021	2021-05-23	2021-05-29	<5	78.23
20	2021	2021-05-16	2021-05-22	<5	81.52
19	2021	2021-05-09	2021-05-15	<5	79.9
18	2021	2021-05-02	2021-05-08	<5	79.27
17	2021	2021-04-25	2021-05-01	5	81.84
16	2021	2021-04-18	2021-04-24	<5	81.36
15	2021	2021-04-11	2021-04-17	<5	81.1
14	2021	2021-04-04	2021-04-10	6	82.34
13	2021	2021-03-28	2021-04-03	<5	80.33
12	2021	2021-03-21	2021-03-27	<5	80.3
11	2021	2021-03-14	2021-03-20	<5	78.51
10	2021	2021-03-07	2021-03-13	<5	78.31
9	2021	2021-02-28	2021-03-06	<5	77.92
8	2021	2021-02-21	2021-02-27	<5	79.6
7	2021	2021-02-14	2021-02-20	<5	81.03
6	2021	2021-02-07	2021-02-13	9	82.39
5	2021	2021-01-31	2021-02-06	9	78.98
4	2021	2021-01-24	2021-01-30	10	79.72
3	2021	2021-01-17	2021-01-23	23	79.97
2	2021	2021-01-10	2021-01-16	26	80.29
1	2021	2021-01-03	2021-01-09	49	82.24
53	2020	2020-12-27	2021-01-02	50	81.95
52	2020	2020-12-20	2020-12-26	52	81.76
51	2020	2020-12-13	2020-12-19	57	81.27
50	2020	2020-12-06	2020-12-12	49	83.21
49	2020	2020-11-29	2020-12-05	65	83.05
48	2020	2020-11-22	2020-11-28	45	82.8
47	2020	2020-11-15	2020-11-21	37	80.85
46	2020	2020-11-08	2020-11-14	32	82.6
45	2020	2020-11-01	2020-11-07	34	83.31
44	2020	2020-10-25	2020-10-31	24	80.89
43	2020	2020-10-18	2020-10-24	17	78.58
42	2020	2020-10-11	2020-10-17	13	78
41	2020	2020-10-04	2020-10-10	15	79.17
40	2020	2020-09-27	2020-10-03	18	77.79
39	2020	2020-09-20	2020-09-26	10	78.94
38	2020	2020-09-13	2020-09-19	7	79.53
37	2020	2020-09-06	2020-09-12	17	78.69
36	2020	2020-08-30	2020-09-05	10	80.21
35	2020	2020-08-23	2020-08-29	12	81.26
34	2020	2020-08-16	2020-08-22	19	79.99
33	2020	2020-08-09	2020-08-15	12	77.63
32	2020	2020-08-02	2020-08-08	16	75.46
31	2020	2020-07-26	2020-08-01	21	75.75
30	2020	2020-07-19	2020-07-25	15	77.46
29	2020	2020-07-12	2020-07-18	20	78.87
28	2020	2020-07-05	2020-07-11	25	80.95
27	2020	2020-06-28	2020-07-04	21	83.21
26	2020	2020-06-21	2020-06-27	20	84.5
25	2020	2020-06-14	2020-06-20	17	86.37
24	2020	2020-06-07	2020-06-13	21	85.1
23	2020	2020-05-31	2020-06-06	12	82.44
22	2020	2020-05-24	2020-05-30	25	82.03
21	2020	2020-05-17	2020-05-23	36	79.19
20	2020	2020-05-10	2020-05-16	31	76.33
19	2020	2020-05-03	2020-05-09	30	75.71
18	2020	2020-04-26	2020-05-02	73	73.93
17	2020	2020-04-19	2020-04-25	64	71.44
16	2020	2020-04-12	2020-04-18	79	72.55
15	2020	2020-04-05	2020-04-11	96	74.27
14	2020	2020-03-29	2020-04-04	109	75.05
13	2020	2020-03-22	2020-03-28	97	74.45
12	2020	2020-03-15	2020-03-21	62	74.07
11	2020	2020-03-08	2020-03-14	30	74
10	2020	2020-03-01	2020-03-07	6	66.48

Footnotes +

Are you a healthcare provider?
 Find COVID-19 [resources](#) and guidance for healthcare providers, clinical care, and more

[View and Download](#) COVID-19 Case Surveillance Publicly Available Data

HAVE QUESTIONS?

Visit CDC-INFO

Call 800-232-4636

Email CDC-INFO

Open 24/7

CDC INFORMATION

About CDC

Jobs

Funding

Policies

File Viewers & Players

Privacy

FOIA

No Fear Act

OIG

Nondiscrimination

Accessibility

CONNECT WITH CDC

Facebook Twitter Instagram LinkedIn Snapchat

YouTube RSS Feed Email