



Centers for Disease Control and Prevention  
CDC 24/7: Saving Lives, Protecting People™

# COVID Data Tracker

**United States**  
At a Glance

**Cases** Total  
**33,437,643**  
Last 30 Days

**Deaths** Total  
**601,221**  
Last 30 Days

**66.0% of Adults with At Least One Vaccination**

**Community**  
Moderate  
**Transmission**

Data Tracker Home

COVID Data Tracker Weekly Review

Your Community +

Health Equity Data

Vaccinations +

Cases, Deaths, and Testing +

Demographic Trends +

Health Care Settings +

Genomic Surveillance +

Seroprevalence +

## COVID-19 Vaccinations in the United States

Overall US COVID-19 Vaccine | Deliveries and Administration; Maps, charts, and data provided by CDC, updates daily by 8 pm ET<sup>†</sup>  
Represents all vaccine partners including jurisdictional partner clinics, retail pharmacies, long-term care facilities, dialysis centers, Federal Emergency Management Agency and Health Resources and Services Administration partner sites, and federal entity facilities.

[How Do I Find a COVID-19 Vaccine?](#)

### Total Vaccine Doses

Delivered **381,282,720**

Administered **323,327,328**

**Learn more about the distribution of vaccines.**

**153.0M**  
People fully vaccinated

People At Least One Fully

|                                       |   |
|---------------------------------------|---|
| People at Increased Risk              | + |
| Prevention Measures and Social Impact | + |
| Additional COVID-related Data         |   |
| Communications Resources              |   |
| COVID-19 Home                         |   |

### ✉ Get Email Updates

Sign up to receive the COVID Data Tracker Weekly Review.

Email Address:

[What's this?](#)

| vaccinated                        | Dose        | vaccinated  |
|-----------------------------------|-------------|-------------|
| Total                             | 179,261,269 | 153,028,665 |
| % of Total Population             | 54%         | 46.1%       |
| Population ≥ 12 Years of Age      | 179,052,568 | 152,915,464 |
| % of Population ≥ 12 Years of Age | 63.1%       | 53.9%       |
| Population ≥ 18 Years of Age      | 170,546,116 | 146,691,387 |
| % of Population ≥ 18 Years of Age | 66%         | 56.8%       |
| Population ≥ 65 Years of Age      | 47,937,782  | 42,504,448  |
| % of Population ≥ 65 Years of Age | 87.6%       | 77.7%       |



About these data

CDC | Data as of: June 27, 2021 6:00am ET. Posted: Sunday, June 27, 2021 1:33 PM ET

#### View:

- ☒ Total Doses  
☐ People

#### Show:

- ☒ Administered  
☐ Delivered

#### Metric:

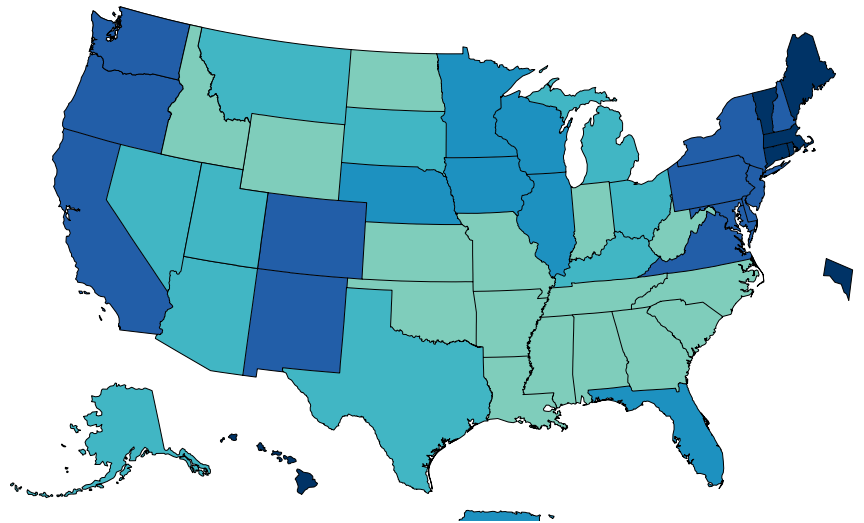
- ☐ Count  
☒ Rate per 100,000

#### Population:

- ☒ Total Population  
☐ Population ≥ 12 Years of Age  
☐ Population ≥ 18 Years of Age  
☐ Population ≥ 65 Years of Age

This shows the number of doses administered within the state or territory for every 100,000 people of the total population. It does not reflect the residency of the person receiving the vaccine, but where they received it.

Total Doses Administered Reported to the CDC by State/Territory and for Select Federal Entities per 100,000 of the Total Population



### Territories

GU

AS

RP

FM

MP

MH

VI

### Federal Entities

BoP

DoD

IHS

VHA

\* Data for Federal Entities are presented here and are also incorporated into the respective jurisdictional totals

### Total Doses Administered per 100,000

☐ No Data ☐ 0 ☐ 1 - 85,000 ☐ 85,001 - 95,000

☐ 95,001 - 105,000 ☐ 105,001 - 115,000 ☐ 115,001 +

Download Map

Download ▼

Download ▼

[Download](#)
[View Historic Vaccination Data](#)

## Data Table for COVID-19 Vaccinations in the United States

CDC | Data as of: June 27, 2021 6:00am ET. Posted: Sunday, June 27, 2021 1:33 PM ET

[Download Data](#)

| State/Territory/Federal Entity ↕ | Total Doses Administered by State where Administered ↕ | Doses Administered per 100k by State where Administered ↕ | 18+ Doses Administered by State where Administered ↕ | 18+ Doses Administered per 100K by State where Administered ↕ |
|----------------------------------|--------------------------------------------------------|-----------------------------------------------------------|------------------------------------------------------|---------------------------------------------------------------|
| Alabama                          | 3,330,128                                              | 67,918                                                    | 3,258,394                                            | 85,413                                                        |
| Alaska                           | 650,919                                                | 88,979                                                    | 616,601                                              | 111,792                                                       |
| American Samoa                   | 46,103                                                 | 82,787                                                    | 43,608                                               | 100,537                                                       |
| Arizona                          | 6,449,374                                              | 88,606                                                    | 6,162,791                                            | 109,299                                                       |
| Arkansas                         | 2,218,870                                              | 73,526                                                    | 2,144,043                                            | 92,509                                                        |
| Bureau of Prisons                | 194,067                                                | N/A                                                       | 194,066                                              | N/A                                                           |
| California                       | 42,312,077                                             | 107,086                                                   | 39,884,040                                           | 130,265                                                       |
| Colorado                         | 6,153,720                                              | 106,859                                                   | 5,800,708                                            | 128,927                                                       |
| Connecticut                      | 4,375,593                                              | 122,728                                                   | 4,115,995                                            | 145,039                                                       |
| Delaware                         | 1,028,860                                              | 105,658                                                   | 978,810                                              | 127,086                                                       |
| Dept of Defense                  | 4,056,097                                              | N/A                                                       | 3,923,147                                            | N/A                                                           |
| District of Columbia             | 858,663                                                | 121,667                                                   | 838,369                                              | 145,152                                                       |
| Federated States of Micronesia   | 49,960                                                 | 48,204                                                    | 49,927                                               | 61,847                                                        |
| Florida                          | 20,762,378                                             | 96,669                                                    | 20,116,950                                           | 116,635                                                       |
| Georgia                          | 8,222,968                                              | 77,448                                                    | 7,947,243                                            | 97,950                                                        |
| Guam                             | 187,482                                                | 113,099                                                   | 173,731                                              | 134,556                                                       |
| Hawaii                           | 1,675,961                                              | 118,370                                                   | 1,589,446                                            | 142,423                                                       |
| Idaho                            | 1,316,359                                              | 73,660                                                    | 1,315,954                                            | 98,289                                                        |
| Illinois                         | 12,842,169                                             | 101,344                                                   | 12,115,610                                           | 122,952                                                       |
| Indian Health Svc                | 1,439,893                                              | 69,132                                                    | 1,359,280                                            | N/A                                                           |
| Indiana                          | 5,556,998                                              | 82,543                                                    | 5,335,519                                            | 103,317                                                       |
| Iowa                             | 3,021,875                                              | 95,778                                                    | 2,892,509                                            | 119,120                                                       |
| Kansas                           | 2,471,193                                              | 84,824                                                    | 2,381,351                                            | 107,604                                                       |
| Kentucky                         | 3,966,900                                              | 88,791                                                    | 3,820,812                                            | 110,275                                                       |
| Louisiana                        | 3,320,189                                              | 71,420                                                    | 3,244,503                                            | 91,108                                                        |
| Maine                            | 1,599,343                                              | 118,980                                                   | 1,520,448                                            | 138,807                                                       |
| Marshall Islands                 | 32,470                                                 | 55,587                                                    | 32,389                                               | 71,189                                                        |
| Maryland                         | 6,840,372                                              | 113,145                                                   | 6,439,369                                            | 136,688                                                       |
| Massachusetts                    | 8,781,036                                              | 127,400                                                   | 8,260,260                                            | 149,110                                                       |
| Michigan                         | 9,353,273                                              | 93,656                                                    | 8,934,906                                            | 113,923                                                       |
| Minnesota                        | 5,816,731                                              | 103,140                                                   | 5,484,665                                            | 126,477                                                       |

|                          |            |         |            |         |
|--------------------------|------------|---------|------------|---------|
| Mississippi              | 1,887,390  | 63,417  | 1,851,659  | 81,300  |
| Missouri                 | 5,075,290  | 82,694  | 4,889,272  | 102,568 |
| Montana                  | 931,328    | 87,140  | 897,351    | 106,803 |
| Nebraska                 | 1,848,076  | 95,537  | 1,764,425  | 120,989 |
| Nevada                   | 2,743,325  | 89,064  | 2,643,292  | 110,713 |
| New Hampshire            | 1,508,789  | 110,964 | 1,431,694  | 129,629 |
| New Jersey               | 9,786,757  | 110,184 | 9,268,981  | 133,489 |
| New Mexico               | 2,337,369  | 111,472 | 2,212,274  | 136,477 |
| New York State           | 21,684,298 | 111,467 | 20,741,329 | 134,463 |
| North Carolina           | 8,617,951  | 82,169  | 8,275,472  | 101,076 |
| North Dakota             | 640,781    | 84,085  | 620,216    | 106,586 |
| Northern Mariana Islands | 54,802     | 96,343  | 50,991     | 115,093 |
| Ohio                     | 10,625,167 | 90,898  | 10,189,154 | 111,833 |
| Oklahoma                 | 3,248,855  | 82,105  | 3,143,093  | 104,605 |
| Oregon                   | 4,503,861  | 106,784 | 4,262,943  | 127,207 |
| Pennsylvania             | 13,815,858 | 107,920 | 13,222,301 | 130,046 |
| Puerto Rico              | 3,157,933  | 98,880  | 2,989,230  | 114,051 |
| Republic of Palau        | 25,123     | 140,297 | 25,123     | 180,132 |
| Rhode Island             | 1,268,005  | 119,695 | 1,202,635  | 140,681 |
| South Carolina           | 4,156,959  | 80,738  | 4,025,112  | 99,692  |
| South Dakota             | 814,861    | 92,110  | 784,441    | 117,509 |
| Tennessee                | 5,237,841  | 76,698  | 5,090,239  | 95,697  |
| Texas                    | 25,504,046 | 87,957  | 24,239,201 | 112,239 |
| Utah                     | 2,808,535  | 87,604  | 2,643,134  | 116,193 |
| Vermont                  | 846,285    | 135,625 | 797,955    | 156,467 |
| Veterans Health          | 5,352,140  | N/A     | 5,350,732  | N/A     |
| Virgin Islands           | 77,506     | 74,041  | 75,464     | 92,556  |
| Virginia                 | 9,160,373  | 107,321 | 8,622,306  | 129,179 |
| Washington               | 8,485,710  | 111,436 | 8,031,715  | 134,945 |
| West Virginia            | 1,407,327  | 78,527  | 1,350,940  | 94,301  |
| Wisconsin                | 5,869,188  | 100,803 | 5,612,707  | 123,198 |
| Wyoming                  | 419,326    | 72,453  | 407,604    | 91,591  |

## Footnotes

**Browser:** The content on this page is not accessible using Internet Explorer. Please use Google Chrome, Microsoft Edge, Mozilla Firefox, or Apple Safari to access this page.

**Timing:**<sup>†</sup> Data will be updated after review and verification, usually before 8:00 pm ET. Note: Daily updates might be delayed due to delays in reporting.

- Data on doses of vaccine distributed and administered include data received by CDC as of 6:00 am ET on the day of reporting.
- Vaccination data on CDC's COVID Data Tracker are updated daily between 1:30 pm and 8:00 pm ET.
- Updates will occur the following day when reporting coincides with a federal holiday.

### Updates:

- View the data definitions on [Reporting COVID-19 Vaccinations in the United States](#)
- For reporting on CDC COVID Data Tracker, **CDC counts people as being**

**“fully vaccinated”** if they received two doses on different days (regardless of time interval) of the two-dose mRNA series or received one dose of a single-dose vaccine.

- CDC determined the number of people receiving at least one dose and the number of people who are fully vaccinated based on information that state, territorial, tribal, and local public health agencies and federal entities reported to CDC on dose number, dose manufacturer, administration date, recipient ID, and date of submission. Because the method used to determine dose numbers needs to be applied across multiple jurisdictions (states, territories, tribes, or local entities) with different reporting practices, **CDC’s dose number estimates might differ from those reported by jurisdictions and federal entities. People receiving doses are attributed to the jurisdiction in which the person resides**

- When the vaccine manufacturer is not reported, the recipient is considered fully vaccinated with two doses.

- CDC has capped the percent of population coverage metrics at 99.9%. These metrics could be greater than 99.9% for multiple reasons, including census denominator data not including all individuals that currently reside in the county (e.g., part time residents) or potential data reporting errors.

Metrics for rate per 100,000 population can be greater than 100,000 since this is a dose-based measure and each person may have up to two vaccine doses to complete their vaccine series.

On June 10, 2021, a data synchronization error resulted in a number of records missing the 6 AM ET cutoff for inclusion the same day on CDT. Records were instead being included on CDT the following day. The issue has been resolved and data are correctly synchronized as of June 17, 2021.

On June 25, 2021, data review and reporting adjustments resulted in a decrease in the number of vaccine doses administered for New Jersey of 331,640 doses and a smaller-than-usual increase for New Hampshire of 6,449 doses. The adjustments are the result of updates to how pharmacies report data to CDC and/or the jurisdictions.

Want an overview of the channels being used to ensure all Americans have access to COVID-19 vaccine?

Visit the [COVID-19 Vaccine Channel Portfolio by Jurisdiction](#) page.





Looking for Long-Term Care Facility vaccination data?

See the [latest data](#) for the Federal Pharmacy Partnership for Long-Term Care (LTC) Program.

# Want to know more about trends in COVID-19 US vaccinations?

See the [latest trends](#) in the number of COVID-19 vaccinations given in the United States.

HAVE QUESTIONS?

-  Visit CDC-INFO
-  Call 800-232-4636
-  Email CDC-INFO
-  Open 24/7

CDC INFORMATION

- About CDC
- Jobs
- Funding
- Policies
- File Viewers & Players

- Privacy
- FOIA
- No Fear Act
- OIG
- Nondiscrimination
- Accessibility

CONNECT WITH CDC



U.S. Department of Health & Human Services

USA.gov

CDC Website Exit Disclaimer 