



Centers for Disease Control and Prevention
CDC 24/7: Saving Lives, Protecting People™

COVID Data Tracker

Cases in US **33,130,027**

Cases in US Last 30 Days



% Adults with At Least One Vaccination **63.0%**

Deaths in US **592,776**

Deaths in US Last 30 Days



Data Tracker Home

COVID Data Tracker Weekly Review

Your Community **+**

Health Equity Data

Vaccinations **-**

Vaccinations in the US

Vaccinations by County

Demographic Characteristics of People Receiving COVID-19 Vaccinations in the United States

Overall US COVID-19 Vaccine Distribution and Administration; Maps, charts, and data provided by CDC, updates daily by 8 pm ET[†]

The Centers for Disease Control and Prevention (CDC) is working with states to provide more information on the demographic characteristics of vaccinated people.

Vaccinations in Long-Term Care Facilities

Vaccination Trends

Vaccination Demographics

Vaccination Demographics Trends

Global COVID-19 Vaccinations

Cases, Deaths, and Testing +

Demographic Trends +

Health Care Settings +

Genomic Surveillance +

Seroprevalence +

People at Increased Risk +

Prevention Measures and Social Impact +

Communications Resources



These demographic data only represent the geographic areas that contributed data and might differ by populations prioritized within each state or jurisdiction's vaccination phase. Every geographic area has a different racial and ethnic composition, and not all are in the same vaccination phase. These data are thus not generalizable to the entire US population.

Percentages displayed in the charts below represent the percent of people vaccinated for whom the demographic variable of interest is known.

About these data  [How Do I Find a COVID-19 Vaccine?](#)

CDC | Data as of: June 3, 2021 6:00am ET. Posted: Thursday, June 3, 2021 8:31 PM ET

Race/Ethnicity of People with at least One Dose Administered: 20 people with at least one

 Download 

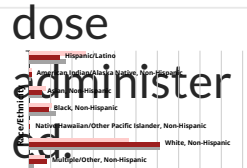
COVID-19 Home

Get Email Updates

Sign up to receive the COVID Data Tracker Weekly Review.

Email Address:

[What's this?](#)



56.8%
 Percentage of the US population with at least one dose

96,029,567
 Population
 (56.8%) this demographic category people with at least one dose

dose

Race/Ethnicity of People Fully Vaccinated

Data from 136,644,618 people fully vaccinated.

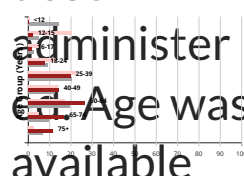


61%
 Percentage of the US population fully vaccinated

83,368,144
 Population
 (61%) this demographic category people fully vaccinated

Population.
Vaccinated.
that is in this
demographic
category

Age
Groups of
People
with at
least One
Dose
Administered
to people
with at
least one
dose



Percent among Persons who initiated vaccination in last 14 days
Percent among Persons with at least One Dose
Percent of the US Population in this Demographic Category

for
156.140.13
Percentage of
8 (92%)
people with
at least one
dose
demographic
category
administer
ed.

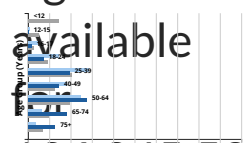
Age
Groups of

People Fully Vaccinated

Download

Data from 136,644,618 people fully vaccinated.

Age was available



126,245,522 (92%)

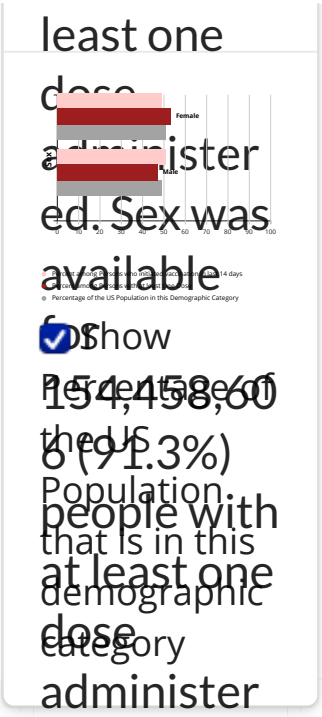
Show Percentage of people fully vaccinated. the US

Population that is in this demographic category

Sex of People with at least One Dose Administered

Download

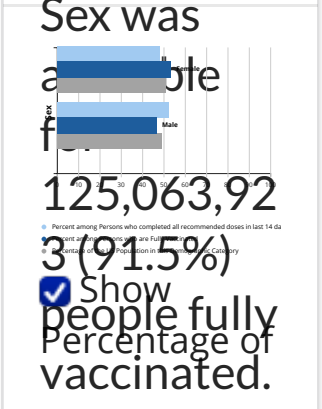
Data from 109,090,262 people with at



Sex of People Fully Vaccinated

Download

Data from 136,644,618 people fully vaccinated.



the US
Population
that is in this
demographic
category

[View Historic Vaccination Data](#)

Footnotes

Timing: †Data will be updated as soon as they are reviewed and verified, often before 8:00 pm ET each day. However, daily updates may take longer if there are any delays in data reporting.

- Data on doses of vaccine administered included data received by CDC as of 6:00 am ET on the day of reporting.
- Vaccination data on the CDC COVID Data Tracker are updated daily (including weekends) between 1:30 pm and 8:00 pm ET.
- Updates will occur the following day when reporting coincides with a federal holiday.





Updates:

On April 6, 2021, improvements in reporting vaccine recipient race/ethnicity data to CDC resulted in an increase in the number of people for whom race/ethnicity data are available. These improvements will continue to allow for better race/ethnicity data reporting.

View data definitions on [About COVID-19 Vaccine Delivery and Administration Data](#)

[View and Download](#) COVID-19
Case Surveillance Public Use Data

HAVE QUESTIONS?

-  Visit CDC-INFO
-  Call 800-232-4636
-  Email CDC-INFO
-  Open 24/7

CDC INFORMATION

- About CDC
- Jobs
- Funding
- Policies
- File Viewers & Players

Privacy

- FOIA
- No Fear Act
- OIG
- Nondiscrimination
- Accessibility

CONNECT WITH CDC



U.S. Department of Health & Human Services

USA.gov

CDC Website Exit
Disclaimer 