

Data Tracker Home

COVID Data Tracker Weekly Review

Your Community

Vaccinations

Cases, Deaths, and Testing

Demographic Trends

Trends in Cases and Deaths by Race/Ethnicity, Age, and Sex

Total Cases and Deaths by Race/Ethnicity, and Sex

Cases and Deaths by Urban/Rural Status and Social Factors

Health Care Settings

Genomic Surveillance

Seroprevalence

People at Increased Risk

Prevention Measures and Social Impact

Communications Resources

COVID-19 Home

Get Email Updates

Sign up to receive the COVID Data Tracker Weekly Review.

Email Address:

Email Address

What's this?

Submit

Demographic Trends of COVID-19 cases and deaths in the US reported to CDC

Maps, charts, and data provided by CDC, updates daily by 8 pm ET[†]

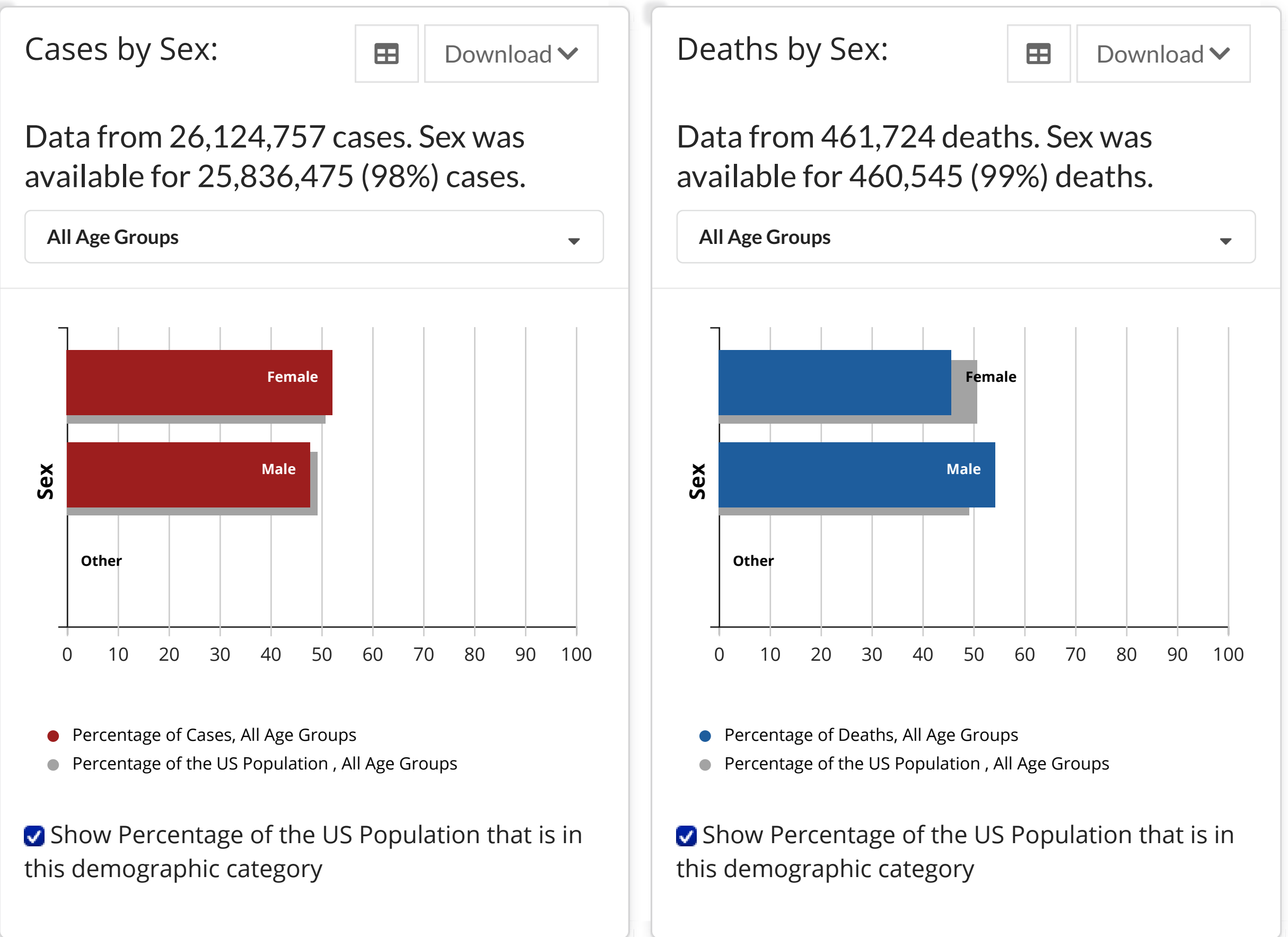
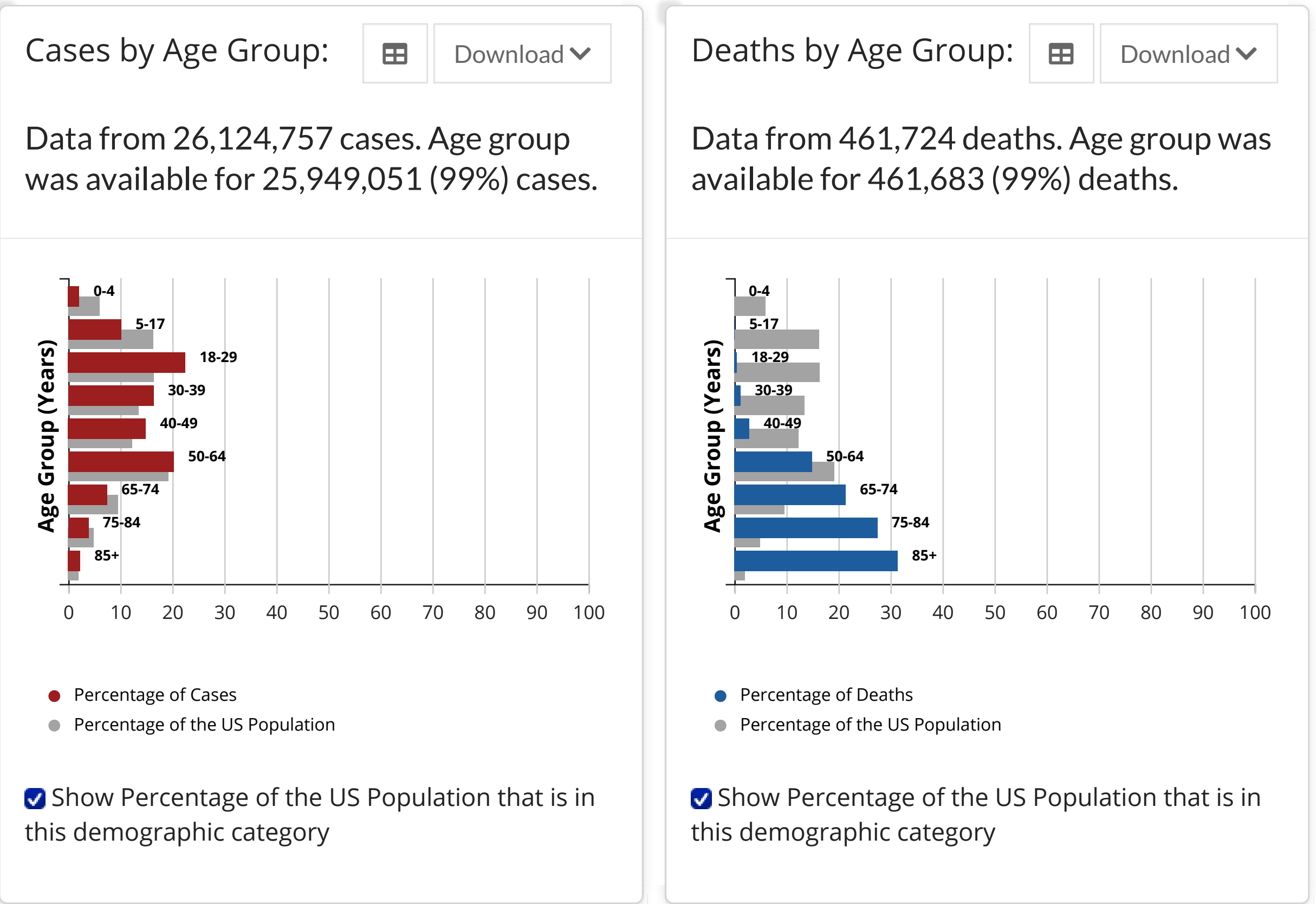
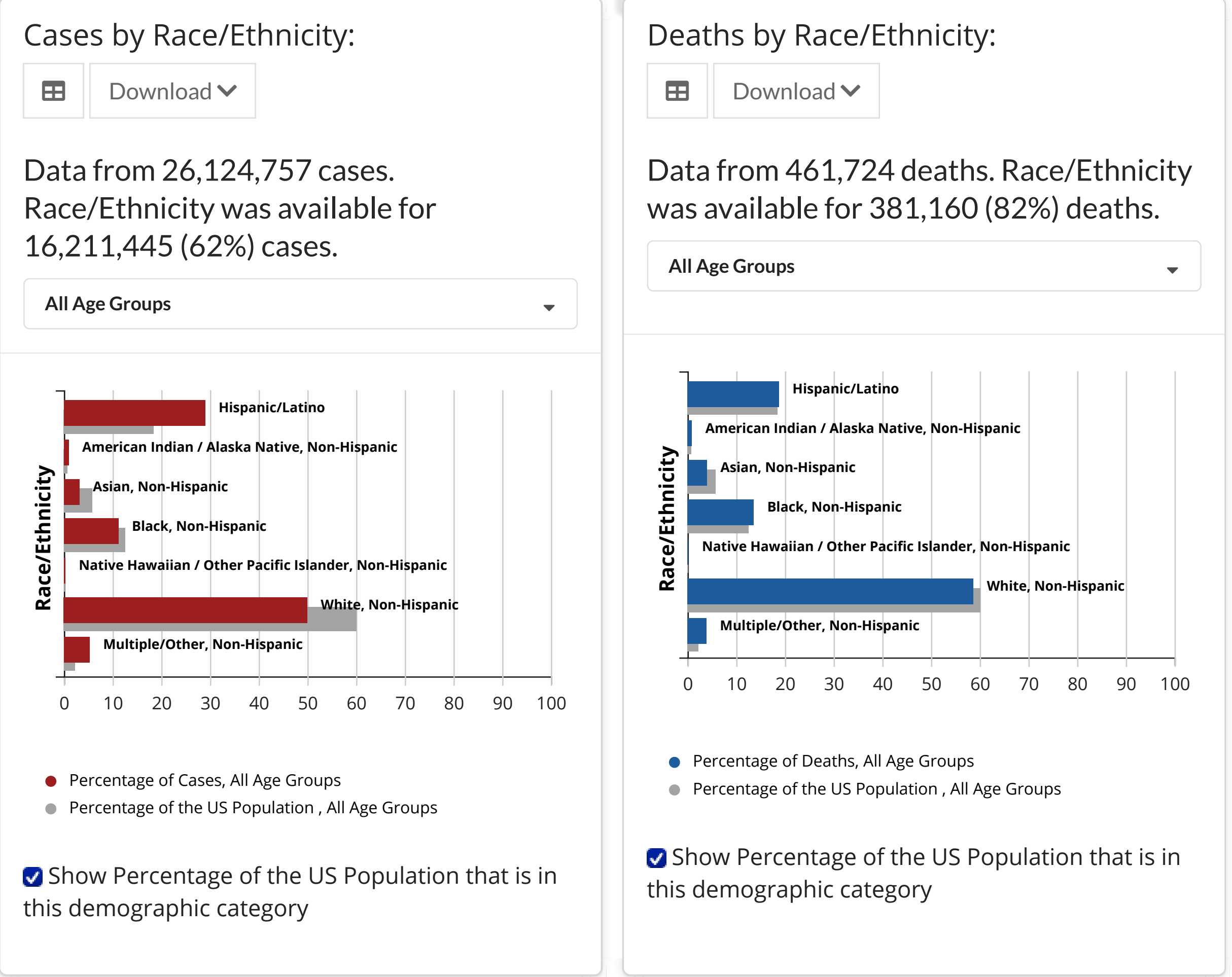
CDC is working with states to provide more information on race/ethnicity for reported cases. The percent of reported cases that include race/ethnicity data is increasing.

These data only represent the geographic areas that contributed data on race/ethnicity. Every geographic area has a different racial and ethnic composition. These data are not generalizable to the entire U.S. population.

If cases were distributed equally across racial and ethnic populations, one would expect to see more cases in those populations that are more highly represented in geographic areas that contributed data.

Percentages displayed in the charts below represent the percent of cases or deaths for which the demographic variable of interest is known.

CDC | Data as of: Wednesday, May 12, 2021 12:51 PM ET. Posted: Wednesday, May 12, 2021 2:01 PM ET



Do you need to take extra precautions to reduce your risk of contracting COVID-19?

Find more [information and resources](#) for those at increased risk for COVID-19

[View and Download](#) COVID-19 Case Surveillance Public Use Data with Geography

[†]Data will update as soon as they are reviewed and verified, oftentimes before 8 pm ET. However, daily updates might be delayed due to delays in reported data.

Data Sources, References & Notes: The case classifications for COVID-19, a nationally notifiable disease, are described in an [updated interim COVID-19 position statement and case definition](#) issued by the Council of State and Territorial Epidemiologists on August 5, 2020. . However, there is some variation in how jurisdictions implement these case classifications. More information on how CDC collects COVID-19 case surveillance data can be found at [CDC's COVID-19 FAQ webpage](#). Demographic data for COVID-19 cases and deaths is based on a subset of individuals where case-level data are reported by state and territorial jurisdictions to the Centers for Disease Control and Prevention (CDC) since January 21, 2020. Demographic data have varying degrees of missing data and are not generalizable to the entire population of individuals with COVID-19. All displayed counts include confirmed COVID-19 cases and deaths as reported by U.S. states, U.S. territories, New York City (NYC), and the District of Columbia from the previous day. Counts for certain jurisdictions also include probable COVID-19 cases and deaths. The process used for finding and confirming COVID-19 cases displayed by other sites may differ.