

COVID Data Tracker

Cases in US **31,602,676**

Cases in US Last 30 Days



Total Vaccines Administered **216M**

Deaths in US **565,613**

Deaths in US Last 30 Days



Data Tracker Home

COVID Data Tracker Weekly Review

Your Community +

Vaccinations -

Vaccinations in the US

Vaccinations by County

Vaccinations in Long-Term Care Facilities

Vaccination Trends

Vaccination Demographics

Vaccination Demographics Trends

Cases & Deaths +

Demographic Trends +

Health Care Settings +

Genomic Surveillance +

Testing and Seroprevalence +

People at Increased Risk +

Communications Resources

COVID-19 Home

Get Email Updates

Sign up to receive the COVID Data Tracker Weekly Review.

Email Address:

Email Address

What's this?

Submit

Demographic Characteristics of People Receiving COVID-19 Vaccinations in the United States

Overall US COVID-19 Vaccine Distribution and Administration; Maps, charts, and data provided by CDC, updates daily by 8 pm ET¹

The Centers for Disease Control and Prevention (CDC) is working with states to provide more information on the demographic characteristics of vaccinated people.

These demographic data only represent the geographic areas that contributed data and might differ by populations prioritized within each state or jurisdiction's vaccination phase. Every geographic area has a different racial and ethnic composition, and not all are in the same vaccination phase. These data are thus not generalizable to the entire US population.

Percentages displayed in the charts below represent the percent of people vaccinated for whom the demographic variable of interest is known.

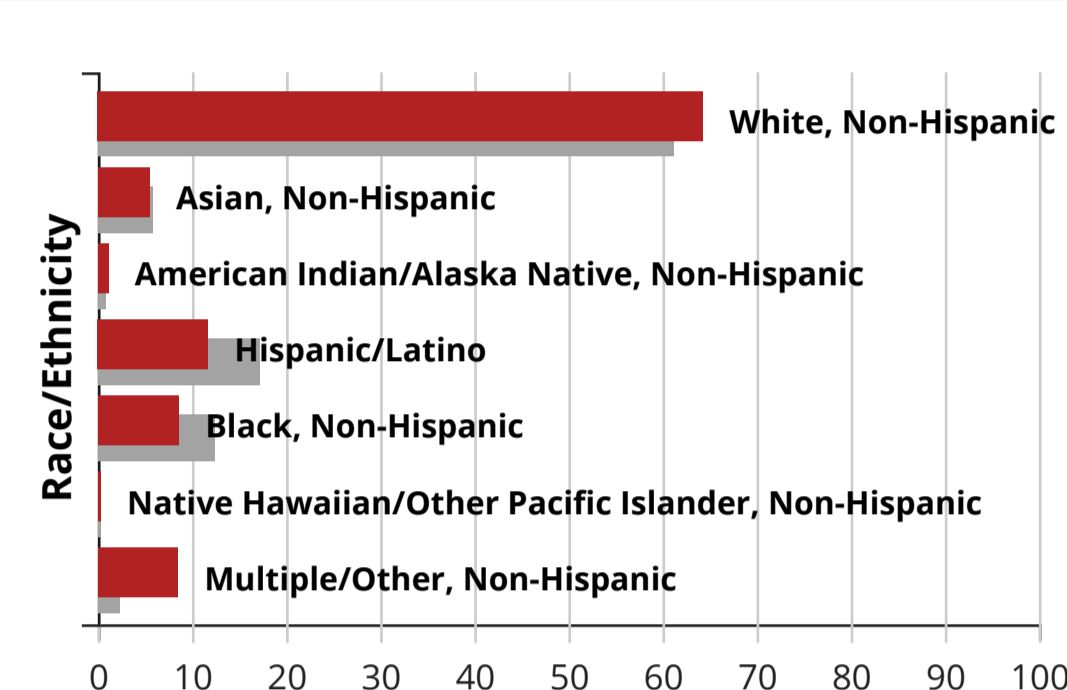
About these data **i**

CDC | Data as of: April 21, 2021 6:00am ET. Posted: Wednesday, April 21, 2021 1:35 PM ET

Race/Ethnicity of People with at least One Dose Administered:

Download

Data from 134,445,595 people with at least one dose administered. Race/Ethnicity was available for 74,399,702 (55.3%) people with at least one dose administered.

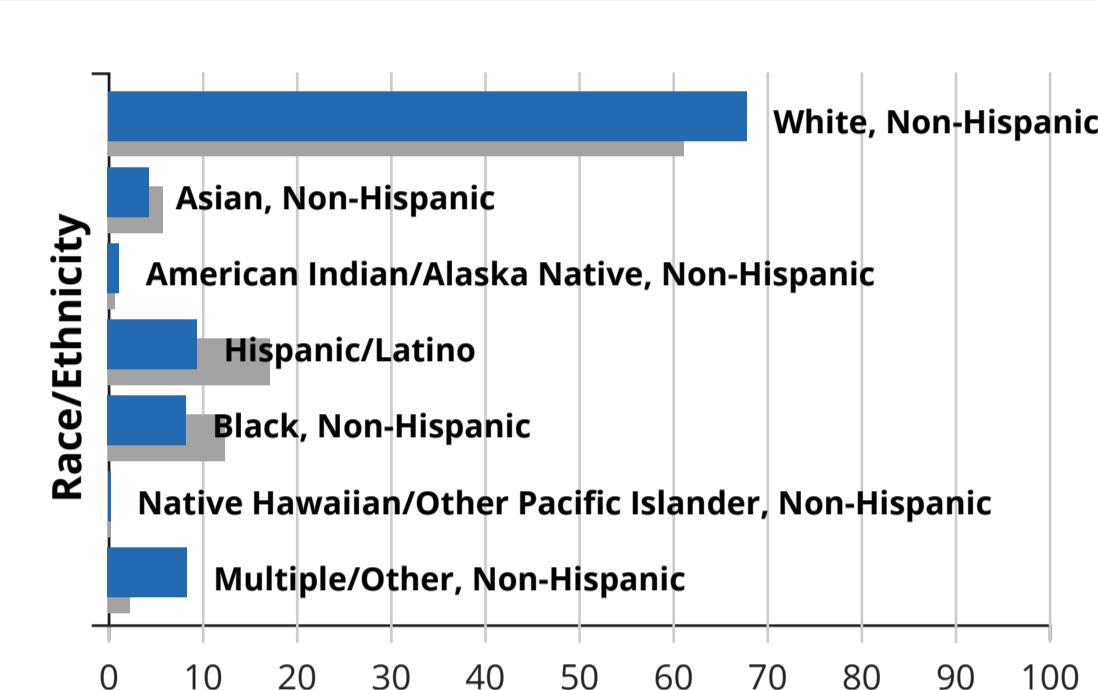


Show Percentage of the US Population that is in this demographic category

Race/Ethnicity of People Fully Vaccinated:

Download

Data from 87,592,646 people fully vaccinated. Race/Ethnicity was available for 50,727,443 (57.9%) people fully vaccinated.

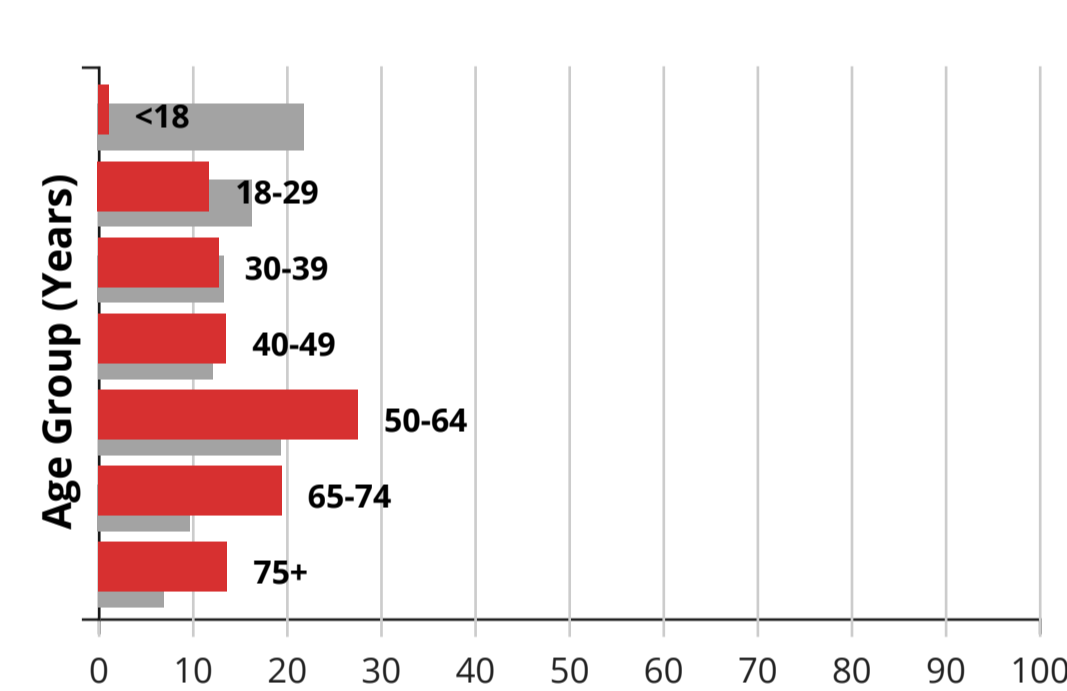


Show Percentage of the US Population that is in this demographic category

Age Groups of People with at least One Dose Administered:

Download

Data from 134,445,595 people with at least one dose administered. Age was available for 124,038,252 (92%) people with at least one dose administered.

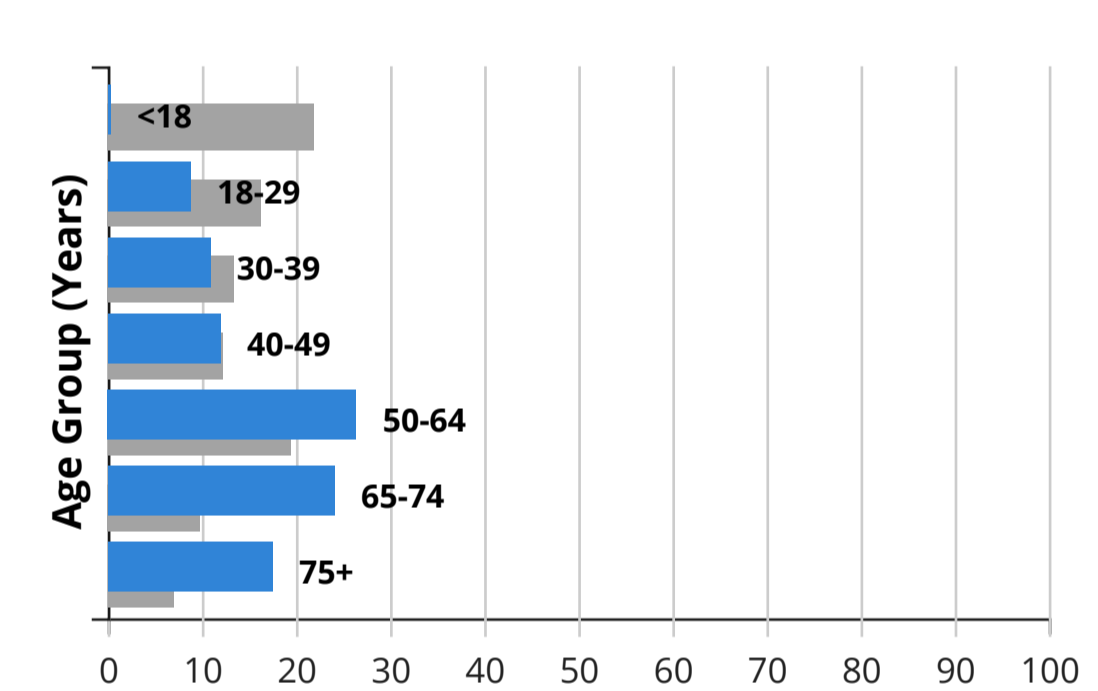


Show Percentage of the US Population that is in this demographic category

Age Groups of People Fully Vaccinated:

Download

Data from 87,592,646 people fully vaccinated. Age was available for 80,855,211 (92%) people fully vaccinated.

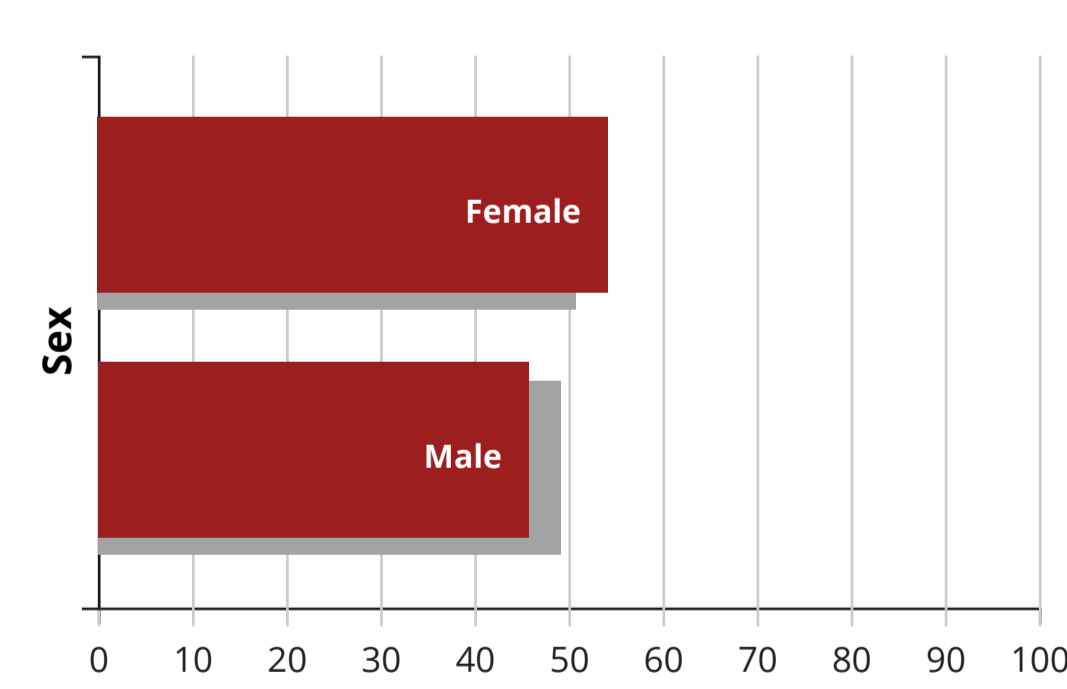


Show Percentage of the US Population that is in this demographic category

Sex of People with at least One Dose Administered:

Download

Data from 134,445,595 people with at least one dose administered. Sex was available for 122,606,532 (91.2%) people with at least one dose administered.

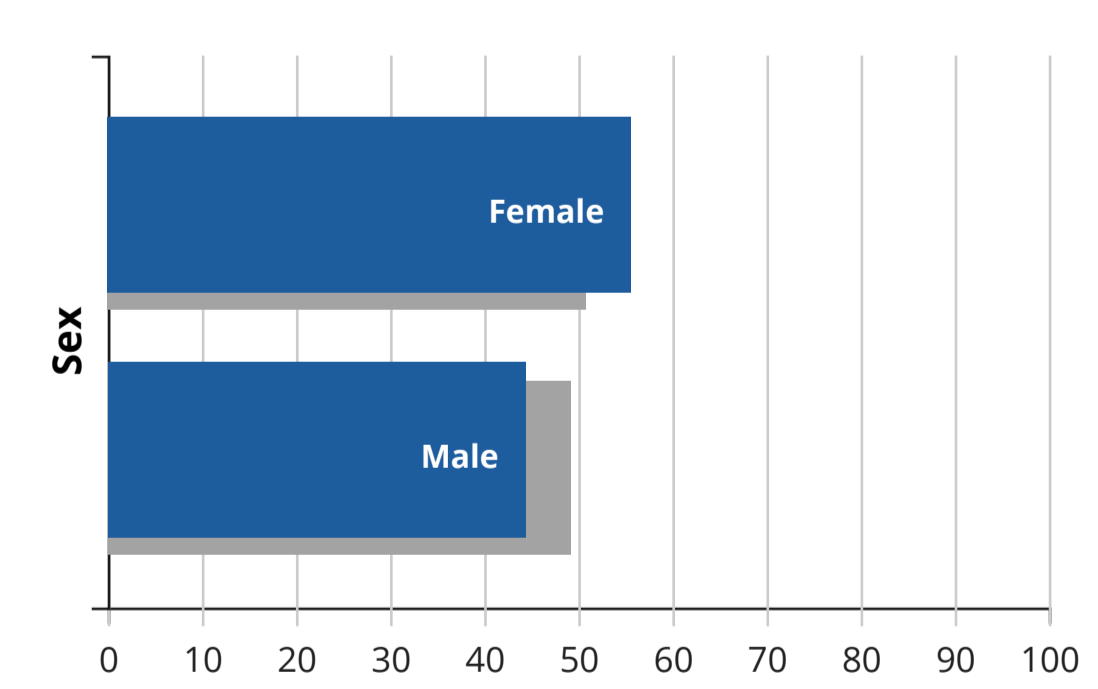


Show Percentage of the US Population that is in this demographic category

Sex of People Fully Vaccinated:

Download

Data from 87,592,646 people fully vaccinated. Sex was available for 80,016,752 (91.4%) people fully vaccinated.



Show Percentage of the US Population that is in this demographic category

[View and Download COVID-19 Case Surveillance Public Use Data](#)

Timing: ¹Data will be updated as soon as they are reviewed and verified, often before 8:00 pm ET each day. However, daily updates may take longer if there are any delays in data reporting.

- Data on doses of vaccine administered included data received by CDC as of 6:00 am ET on the day of reporting.
- Vaccination data on the CDC COVID Data Tracker are updated daily (including weekends) between 1:30 pm and 8:00 pm ET.
- Updates will occur the following day when reporting coincides with a federal holiday.

Updates:

On April 6, 2021, improvements in reporting vaccine recipient race/ethnicity data to CDC resulted in an increase in the number of people for whom race/ethnicity data are available. These improvements will continue to allow for better race/ethnicity data reporting.

View data definitions on [About COVID-19 Vaccine Delivery and Administration Data](#)

HAVE QUESTIONS?

Visit CDC-INFO

Call 800-232-4636

Email CDC-INFO

Open 24/7

CDC INFORMATION

About CDC

Jobs

Funding

Policies

File Viewers & Players

Privacy

FOIA

No Fear Act

OIG

Nondiscrimination

Accessibility

CONNECT WITH CDC

Facebook Twitter Instagram LinkedIn Snapchat

YouTube RSS Email