



COVID-19



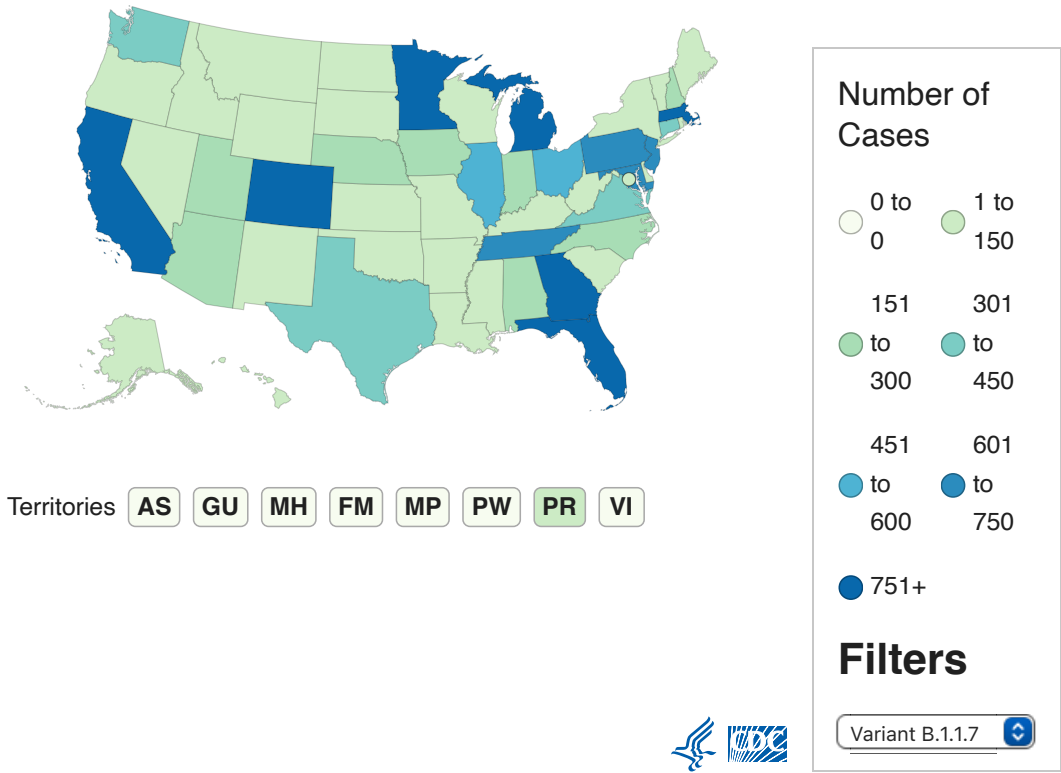
US COVID-19 Cases Caused by Variants

Updated Apr. 8, 2021

[Print](#)











Variant	Reported Cases in US	Number of Jurisdictions Reporting
B.1.1.7	19,554	52
B.1.351	424	36
P.1	434	28

Cases of Variants of Concern in the United States*†



Data Table			
Location	B.1.1.7 Variant	P.1. Variant	B.1.351 Variant
Alabama	171	0	2
Alaska	6	6	1
American Samoa	0	0	0
Arizona	152	7	3
Arkansas	8	0	0
California	980	39	14
Colorado	1041	2	24
Connecticut	379	2	7
Delaware	41	0	1
Florida	3494	87	25
Georgia	1022	3	34
Guam	0	0	0
Hawaii	13	0	5
Idaho	30	0	2
Illinois	550	93	9
Indiana	250	4	2

● Iowa	223	0	0
● Kansas	106	0	2
● Kentucky	109	0	0
● Louisiana	51	0	0
● Maine	25	2	5
○ Marshall Islands	0	0	0
● Maryland	665	2	44
● Massachusetts	1100	102	12
● Michigan	2262	6	9
○ Micronesia	0	0	0
● Minnesota	1573	5	26
● Mississippi	74	0	1
● Missouri	55	0	1
● Montana	8	0	0
● Nebraska	187	2	0
● Nevada	62	0	1
● New Hampshire	162	2	0
● New Jersey	627	8	2
● New Mexico	40	0	0
● New York	136	0	1
● North Carolina	178	0	29
● North Dakota	7	0	0
○ Northern Marianas	0	0	0
● Ohio	527	27	9
● Oklahoma	9	1	1
● Oregon	20	1	0
○ Palau	0	0	0
● Pennsylvania	672	1	6
● Puerto Rico	11	0	0
● Rhode Island	25	1	0
● South Carolina	118	0	75
● South Dakota	14	0	1
● Tennessee	660	5	1

 Texas	414	3	3
 Utah	225	3	0
 Vermont	56	0	0
 Virgin Islands	0	0	0
 Virginia	349	0	37
 Washington	321	17	18
 Washington D.C.	56	1	3
 West Virginia	142	0	0
 Wisconsin	139	2	8
 Wyoming	9	0	0

[Download Data \(CSV\)](#)

[Download Accessible Data \[CSV - 745 B\]](#)

CDC is closely monitoring these [variants of concern \(VOC\)](#). These variants have mutations in the virus genome that alter the characteristics and cause the virus to act differently in ways that are significant to public health (e.g., causes more severe disease, spreads more easily between humans, requires different treatments, changes the effectiveness of current vaccines).

The map above displays reported data on three VOCs, B.1.1.7, B.1.351, and P.1. Variants B.1.427 and B.1.429 have recently been classified as VOCs but are currently not featured on this map. Additional data is available on [Variant Proportions in the US](#).

03/14/21 – To maintain a limited number of colors and allow for an easier comparison between states, the data ranges have changed from 1-100 to 1-150.

*The cases identified above are based on a sampling of SARS-CoV-2-positive specimens and do not represent the total number of B.1.1.7, B.1.351, and P.1 lineage cases that may be circulating in the United States and may not match numbers reported by states, territories, tribes, and local officials.

†Numbers will be updated on Sunday, Tuesday, and Thursday by 7:00 pm.

Learn more about [Genomic Surveillance for SARS-CoV-2 Variants](#).

Last Updated Apr. 8, 2021

Content source: [National Center for Immunization and Respiratory Diseases \(NCIRD\), Division of Viral Diseases](#)