



COVID-19



WEAR A MASK



STAY 6 FEET APART



AVOID CROWDS





GET A VACCINE

Percent of Delivered First Vaccine Doses Administered by U.S. States and Territories

Updated Apr. 5, 2021

[Print](#)

As part of the [National Strategy for the COVID-19 Response and Pandemic Preparedness](#),   CDC is committed to making sure that [safe, effective](#) vaccines are distributed and administered as quickly as possible. Because the supply of vaccine is currently limited, CDC made [vaccine rollout recommendations](#). Each state then makes its own plan for who will be vaccinated first and how people can get a vaccine once it is available to them.

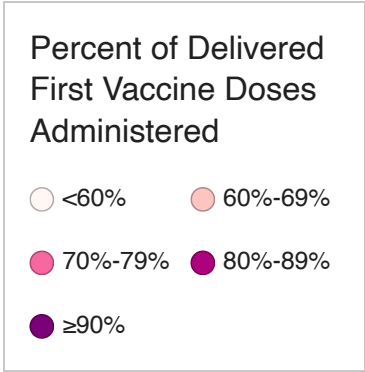
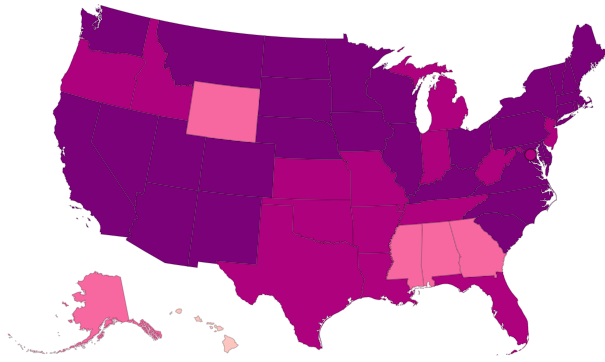
The map below shows the percentage of first doses of vaccines that have been administered in each state from their supply, which can be used to understand how states are using their supply to initiate vaccination within their community.

The majority of U.S. states and territories have administered at or above 89% of their first vaccine doses delivered.

When a jurisdiction is allocated vaccine doses, they are allocated first and second doses at the same time. First doses are available for ordering immediately; second doses are available for ordering 2 or 3 weeks later, depending on the vaccine product. However, vaccine orders and deliveries do not specify if the vaccine is to be administered as a first dose or a second dose. Jurisdictions are instructed to use the delivered supply (first and second doses combined) to best meet the current needs of their community. For the denominator used to calculate the percentages below, the number of doses delivered designated as “first doses” is assumed to align with how the vaccine has been allocated nationally.

To maintain inventory, some vaccine will always be kept in supply; so percentages are not expected to reach 100%.

Percent of Delivered First Vaccine Doses Administered by U.S. States and Territories



Territories AS FM GU MH PR VI

Data Table	
Location	Category
● Alabama	70%-79%
● Alaska	70%-79%
● American Samoa	60%-69%
● Arizona	≥90%
● Arkansas	80%-89%
● California	≥90%
● Colorado	≥90%
● Connecticut	≥90%
● Delaware	≥90%
● Florida	80%-89%
● Georgia	70%-79%
● Guam	80%-89%
● Hawaii	60%-69%
● Idaho	80%-89%
● Illinois	≥90%
● Indiana	80%-89%
● Iowa	≥90%
● Kansas	80%-89%
● Kentucky	≥90%
● Louisiana	80%-89%
● Maine	≥90%

○ Marshall Islands	<60%
● Maryland	≥90%
● Massachusetts	≥90%
● Michigan	80%-89%
○ Micronesia	<60%
● Minnesota	≥90%
● Mississippi	70%-79%
● Missouri	80%-89%
● Montana	≥90%
● Nebraska	≥90%
● Nevada	≥90%
● New Hampshire	≥90%
● New Jersey	80%-89%
● New Mexico	≥90%
● New York	≥90%
● North Carolina	≥90%
● North Dakota	≥90%
● Ohio	≥90%
● Oklahoma	80%-89%
● Oregon	80%-89%
● Pennsylvania	≥90%
● Puerto Rico	70%-79%
● Rhode Island	≥90%
● South Carolina	≥90%
● South Dakota	≥90%
● Tennessee	80%-89%
● Texas	80%-89%
● Utah	≥90%
● Vermont	≥90%
● Virgin Islands	70%-79%
● Virginia	≥90%
● Washington	≥90%
● Washington D.C.	80%-89%

● West Virginia	80%-89%
● Wisconsin	≥90%
● Wyoming	70%-79%

[Download Data \(CSV\)](#)

Footnote: Denominator is defined as the 7-day average cumulative number of vaccine doses that were allocated as first doses, ordered, and delivered to the jurisdiction during March 26, 2021, to April 1, 2021 (as of 6am ET). Vaccine orders/deliveries do not specify if the vaccine is to be administered as a first dose or a second dose; jurisdictions are instructed to use the delivered supply (first and second doses combined) to best meet the current needs of their community. For this measure, the number of doses delivered designated as “first doses” is assumed to align with how the vaccine has been allocated nationally. Numerator is defined as the 7-day average cumulative number of vaccine doses administered as first doses and reported to CDC during March 29, 2021, to April 4, 2021 (as of 6am ET). A 3-day lag in the delivery totals was used to account for the time it takes from delivery to administration. It also gives the provider time to report the administration (required within 72 hours).

Last Updated Apr. 5, 2021

Content source: [National Center for Immunization and Respiratory Diseases \(NCIRD\), Division of Viral Diseases](#)