

COVID Data Tracker



- [Data Tracker Home](#)
- [COVID Data Tracker Weekly Review](#)
- [Your Community](#) +
- [Vaccinations](#) +
- [Cases & Deaths](#) +
- [Demographic Trends](#) +
- [Health Care Settings](#) +
- [Genomic Surveillance](#) +
- [Testing and Seroprevalence](#) +

- [People at Increased Risk](#) -
- [Underlying Medical Conditions](#)
- [Pregnant Women: Maternal Illness Severity](#)
- [Correctional Facilities](#)
- [Communications Resources](#)

[COVID-19 Home](#)

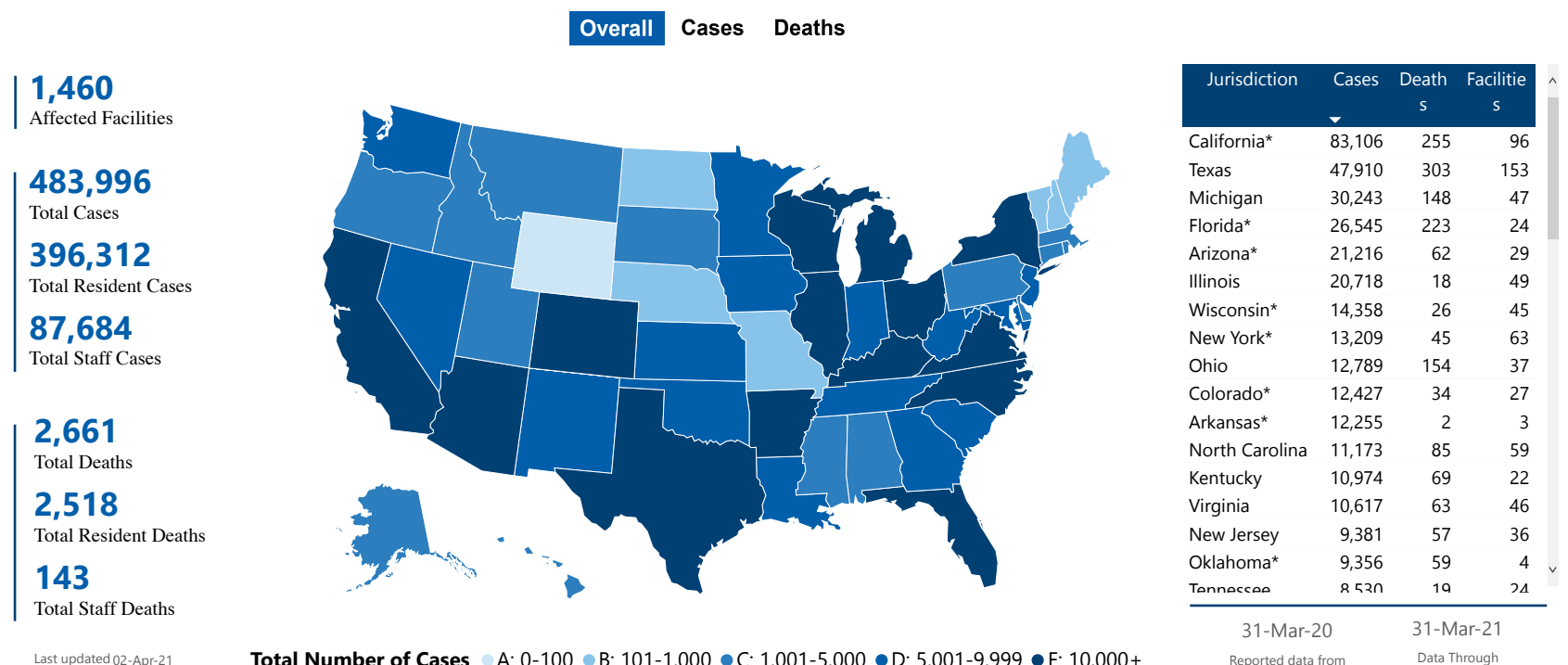
Get Email Updates

Sign up to receive the COVID Data Tracker Weekly Review.



Email Address:

[What's this?](#)

Confirmed COVID-19 Cases and Deaths in US Correctional and Detention Facilities By State



Cases and deaths are reported by state Department of Corrections and the Federal Bureau of Prisons at the facility-level unless indicated by *, which designates cumulative state-wide totals (county-wide for DC) from one or more facilities, not named, in addition to cases and deaths reported from any named facilities. Data contain cumulative confirmed COVID-19 counts in U.S. correctional and detention facilities, separately for staff and residents, starting from March 31, 2020. Data collected from the Department of Corrections websites are principally represented by prisons, with exception of a few states that include jails. Citation: UCLA Law COVID-19 Behind Bars Data Project. <https://law.ucla.edu/centers/criminal-justice/criminal-justice-program/related-programs/covid-19-behind-bars-data-project/>

Microsoft Power BI 1 of 3  

Want to learn more about COVID-19 in correctional facilities?
 Find more [information and resources](#)

[View and Download](#) COVID-19 Case Surveillance Public Use Data with Geography