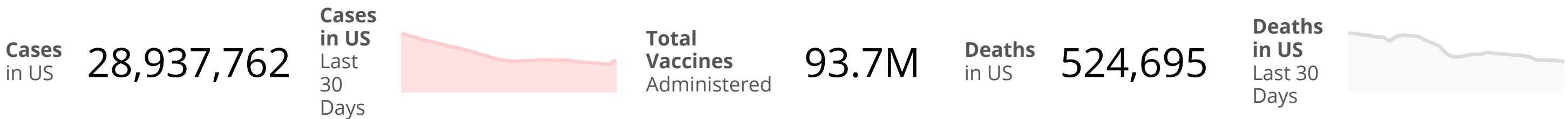


# COVID Data Tracker



- Data Tracker Home
- COVID Data Tracker Weekly Review
- Your Community +
- Vaccinations +
- Cases & Deaths +
- Demographic Trends +
- Healthcare Systems +


Testing and Seroprevalence −

- Nationwide Testing (RT-PCR)
- County Level Testing (RT-PCR)
- National Seroprevalence
- 10-Site Seroprevalence

People at Increased Risk +

Communications Resources

COVID-19 Home

 Get Email Updates

Sign up to receive the COVID Data Tracker Weekly Review.

Email Address:

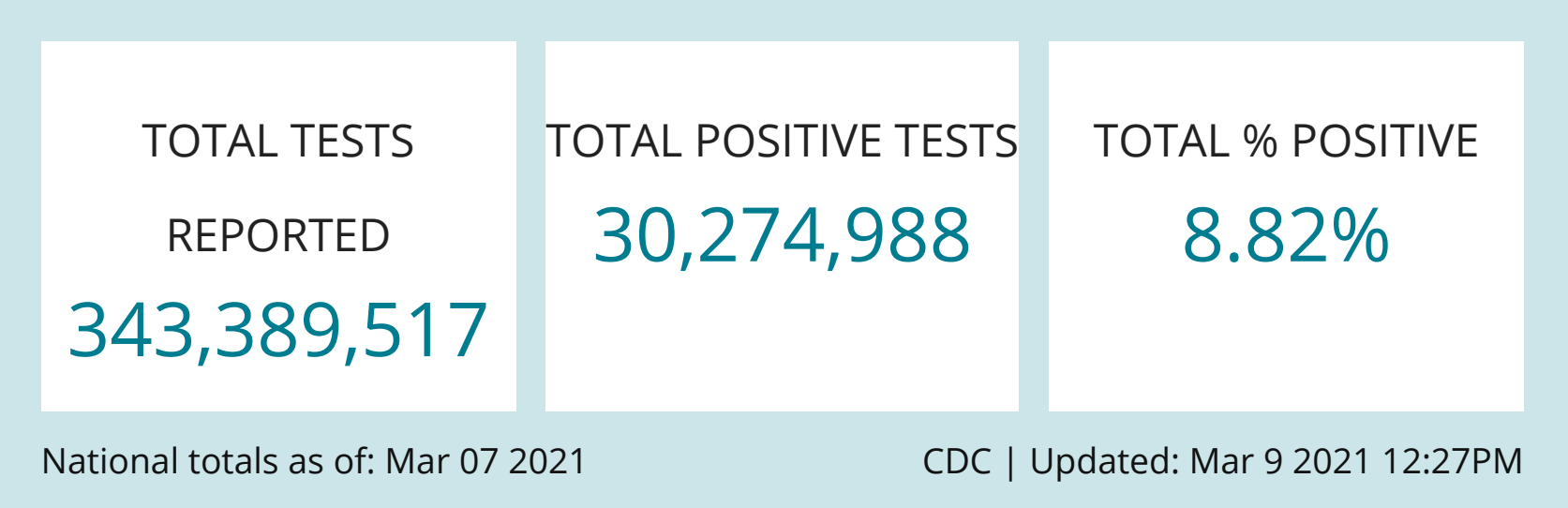
Email Address

What's this? 

Submit

## United States Laboratory Testing

Maps, charts, and data provided by the CDC, updated daily by 8 pm ET<sup>†</sup>



View:

☒ Tests Performed

☐ Percent Positive

Time period:

☒ Last 7 Days

☐ Last 30 Days

☐ All Time

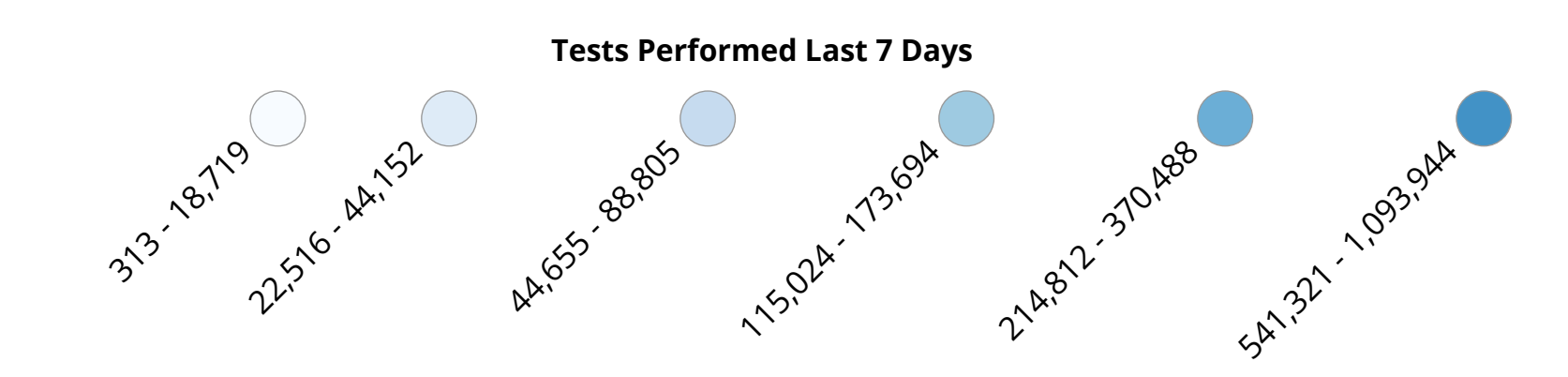
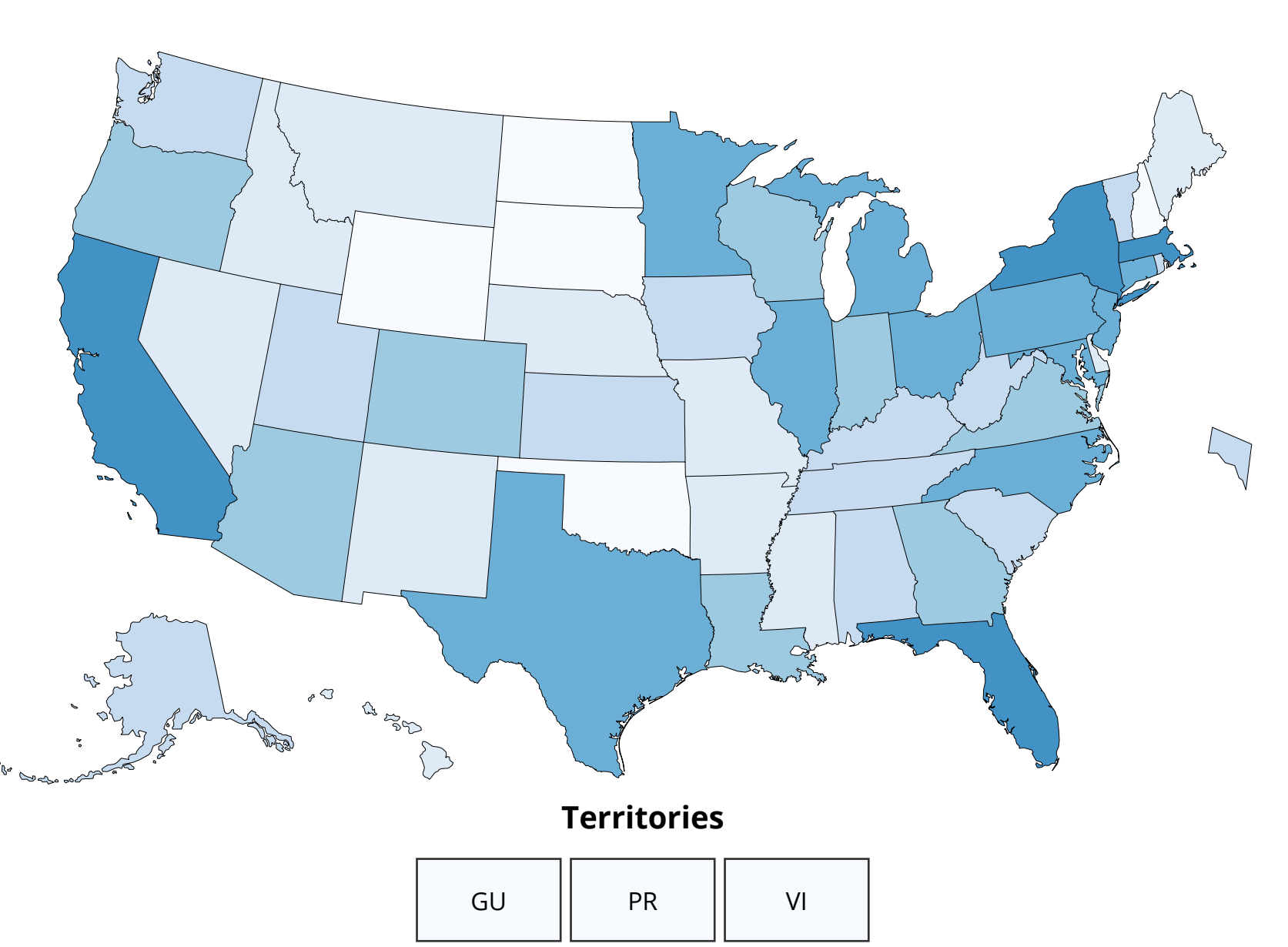
Metric:

☐ Rate per 100,000

☒ Count

This shows the total number of tests performed over the last 7 days.

### COVID-19 Viral (RT-PCR) Laboratory Tests Performed in Last 7 Days by State/Territory



Download Map

### Data table for COVID-19 Viral (RT-PCR) Laboratory Tests Performed in Last 7 Days by State/Territory

CDC | Updated: Mar 9 2021 12:27PM

Download Data 

State ↕	# Tests Performed Last 7 Days ↕	7-day Percent Positivity ↕
	Days ↕	
New York	1,093,944	0-5%
California	816,182	0-5%
Massachusetts	618,837	0-5%
Florida	541,321	6-10%
Illinois	370,488	0-5%
New Jersey	293,009	6-10%
Pennsylvania	289,951	0-5%
Texas	273,920	6-10%
Minnesota	262,118	0-5%
Ohio	253,215	0-5%
Michigan	233,928	0-5%
North Carolina	227,509	0-5%
Connecticut	216,346	0-5%
Maryland	214,812	0-5%
Wisconsin	173,694	0-5%
Colorado	170,041	0-5%
Indiana	162,603	0-5%
Virginia	145,156	6-10%
Arizona	140,440	0-5%
Georgia	139,700	6-10%
Louisiana	118,042	0-5%
Oregon	115,024	0-5%
Rhode Island	88,805	0-5%
Kentucky	80,835	6-10%
Tennessee	77,229	6-10%
South Carolina	71,387	6-10%
Washington	69,500	0-5%
Utah	67,305	0-5%
Alabama	62,172	6-10%
Vermont	60,510	0-5%
Iowa	51,746	0-5%
Kansas	47,908	0-5%
Alaska	45,951	0-5%
West Virginia	44,842	0-5%
District of Columbia	44,655	0-5%
Nevada	44,152	6-10%
Delaware	39,698	0-5%
Arkansas	38,886	0-5%
Hawaii	32,217	0-5%
New Mexico	30,362	0-5%
Missouri	30,226	0-5%
Idaho	27,692	6-10%
Nebraska	27,539	6-10%
Maine	24,932	0-5%
Montana	22,970	0-5%
Mississippi	22,516	0-5%
North Dakota	18,719	0-5%
Oklahoma	17,249	6-10%
Wyoming	13,203	0-5%
New Hampshire	10,338	11-20%
South Dakota	7,315	6-10%
Puerto Rico	1,433	0-5%
Virgin Islands	823	0-5%
Guam	313	0-5%

## Do you need information on testing?

Find it [here](#)





[View and Download](#) COVID-19 Case Surveillance Public Use

Data

<sup>†</sup> Data will update as soon as they are reviewed and verified, oftentimes before 8 pm ET. However, daily updates might be delayed due to delays in reported data.

**Disclaimer:** The data represent viral COVID-19 laboratory test (reverse transcription polymerase chain reaction) results from laboratories in the United States, including commercial and reference laboratories, public health laboratories, hospital laboratories, and other testing locations. The data represent laboratory test totals—not individual people—and exclude antibody and antigen tests. The data are provisional and subject to change. National total test counts reflect data from the previous day and may not match the sum of the data presented for all jurisdictions. Data reported for each state and territory may be delayed several days in order to mitigate discrepancies in daily test counts due to variation in jurisdiction reporting. The data may also not include results from all testing sites within a jurisdiction (e.g., point-of-care test sites) and therefore reflect the majority, but not all, COVID-19 tests in the United States. The data are reported to state and jurisdictional health departments in accordance with applicable state or local law and in accordance with the Coronavirus Aid, Relief, and Economic Security (CARES) Act (CARES Act Section 18115). The data for each state are sourced from either data submitted directly by the state health department via COVID-19 electronic laboratory reporting (CELR), or a combination of commercial, public health, and in-house hospital laboratories. CELR data are used for states that either submit line-level data or submit aggregate counts that do not include antigen or antibody tests. The data are available for public use on [HealthData.Gov](#).

#### HAVE QUESTIONS?

-  Visit CDC-INFO
-  Call 800-232-4636
-  Email CDC-INFO
-  Open 24/7






#### CDC INFORMATION

- About CDC
- Jobs
- Funding
- Policies
- File Viewers & Players

#### Privacy

- FOIA
- No Fear Act
- OIG
- Nondiscrimination
- Accessibility

#### CONNECT WITH CDC

-     
- 