


COVID Data Tracker

Cases in US **27,669,556**

Cases in US Last 30 Days



Total Vaccines Administered **57.7M**

Deaths in US **489,067**

Deaths in US Last 30 Days



Data Tracker Home

COVID Data Tracker Weekly Review

Your Community

County View

Forecasting

Vaccinations in the US

Community Profile Report

State Profile Report

Mobility

Pandemic Vulnerability Index

Social Impact

Vaccinations

Cases & Deaths

Demographic Trends

Healthcare Systems

Testing and Seroprevalence

People at Increased Risk

Communications Resources

COVID-19 Home

Get Email Updates

Sign up to receive the COVID Data Tracker Weekly Review.

Email Address:

Email Address

What's this?

Submit

COVID-19 Vaccinations in the United States

Overall US COVID-19 Vaccine Delivery and Administration; Maps, charts, and data provided by the CDC, updated daily by 8 pm ET

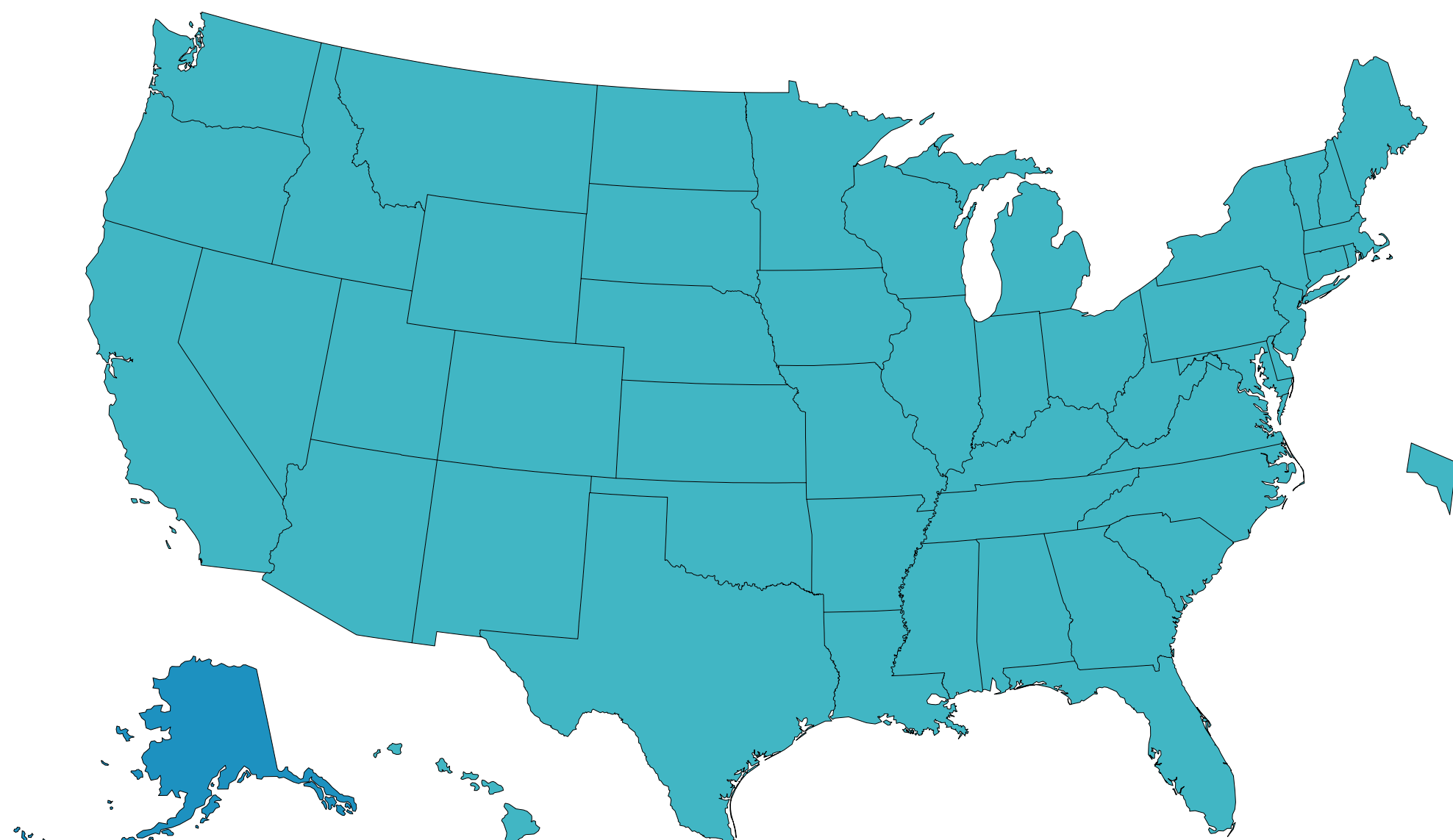
Total Doses Delivered	Total Doses Administered	Number of People Receiving 1 or More Doses	Number of People Receiving 2 Doses
73,377,450	57,737,767	41,021,049	16,162,358

CDC | Data as of: Feb 18 2021 6:00am ET | Posted: Feb 18 2021 12:45PM ET

- View:**
- Total Doses Administered
 - People Receiving 1 or More Doses
 - People Receiving 2 Doses
 - Total Doses Delivered
- Metric:**
- Count
 - Rate per 100,000

This shows how many people received one or more doses of vaccine for every 100,000 people, allowing comparison between areas with different population sizes.

Number of People Receiving 1 or More Doses Reported to the CDC by State/Territory and for Selected Federal Entities Per 100,000



Territories

- GU AS RP FM MP PR MH VI

Federal Entities

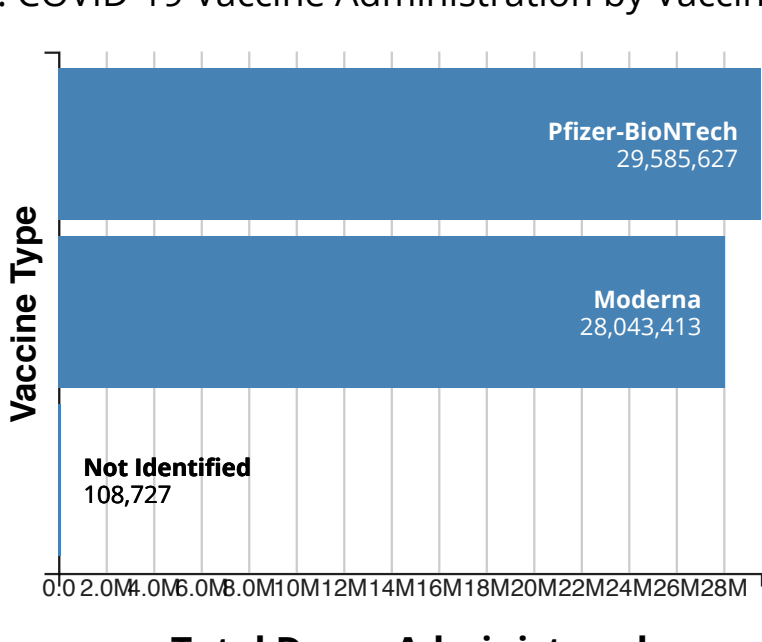
- BoP DoD IHS VHA

Number of People Receiving 1 or More Doses per 100,000

- No Data 0 1 - 10,000 10,001 - 15,000 15,001 - 20,000 20,001 - 25,000 25,001+

Download Map

U.S. COVID-19 Vaccine Administration by Vaccine Type



Data Table for COVID-19 Vaccinations in the United States

CDC | Updated: Feb 18 2021 12:45PM

Download Data

State/Territory/Federal Entity	Total Doses Delivered	Total Doses Administered	Doses Delivered per 100K	Doses Administered per 100K	People with 1+ Doses	People with 1+ Doses per 100K	People with 2 Doses	People with 2 Doses Per 100K
Alaska	271550	199151	37120	27223	133491	18248	65245	8919
Alabama	1032175	672038	21051	13706	505660	10313	165104	3367
Arkansas	664225	490737	22010	16261	346623	11486	140662	4661
American Samoa	29450	16269	52883	29214	10267	18436	5989	10754
Arizona	1396475	1202770	19186	16524	914468	12564	283955	3901
Bureau of Prisons	45725	49050	N/A	N/A	31146	N/A	17789	N/A
California	8722400	6496140	22075	16441	4865151	12313	1581541	4003
Colorado	1282300	1053041	22267	18286	724699	12584	322769	5605
Connecticut	922075	767183	25863	21518	525133	14729	231795	6501
District of Columbia	193900	130437	27474	18482	88924	12600	41311	5853
Dept of Defense	1146200	791494	N/A	N/A	580821	N/A	200272	N/A
Delaware	189050	159845	19414	16415	121487	12476	37499	3851
Florida	4700950	3819224	21888	17782	2562863	11933	1231696	5735
Federated States of Micronesia	30000	11119	28946	10728	9321	8993	1761	1699
Georgia	2145525	1569216	20208	14780	1073929	10115	462570	4357
Guam	51300	42671	30947	25741	29055	17528	13311	8030
Hawaii	320950	247392	22668	17473	174151	12300	73236	5173
Iowa	648600	507650	20557	16090	377848	11976	124111	3934
Idaho	336650	278474	18838	15583	195596	10945	71408	3996
Indian Health Svc	698000	401516	34321	19743	289605	14240	106026	5213
Illinois	2706400	2037388	21358	16078	1557154	12288	446598	3524
Indiana	1452900	1125976	21581	16725	803800	11940	320425	4760
Kansas	581975	417825	19976	14342	302165	10372	112651	3867
Kentucky	950600	726168	21277	16254	517316	11579	205575	4601
Louisiana	928425	795511	19971	17112	533933	11485	259851	5590
Massachusetts	1526150	1214821	22142	17625	912258	13236	299871	4351
Maryland	1249925	930567	20675	15392	664228	10987	265183	4386
Maine	321850	242445	23943	18036	174543	12985	65928	4905
Marshall Islands	21000	6760	35951	11573	5858	10029	856	1465
Michigan	2174800	1718790	21777	17211	1155117	11560	545553	5463
Minnesota	1200250	957275	21882	16974	696510	12350	257283	4562
Missouri	1144775	915475	18252	14916	646707	10537	259295	4225
Northern Mariana Islands	29650	15112	52125	26567	9187	16151	5915	10399
Mississippi	616050	438364	20700	14729	318006	10685	119684	4021
Montana	208225	190070	19483	17784	136359	12758	53250	5182
North Carolina	2119250	1782267	20206	16993	1238992	11813	540933	4958
North Dakota	163150	156751	21409	20569	104196	13673	50438	6619
Nebraska	427000	305057	22074	15770	206790	10690	96439	4985
New Hampshire	321625	226863	23654	16685	157078	11552	69617	5120
New Jersey	1790200	1542174	20155	17363	1103016	12418	433066	4876
New Mexico	454450	456034	21673	21749	306504	11628	144049	6870
Nevada	593275	466981	19261	15161	346585	14252	117870	3827
New York State	4022525	3253874	20678	16726	2176004	11186	993790	5109
Ohio	2402050	1861434	20549	15925	1343458	11493	514513	4402
Oklahoma	816650	700440	20638	17701	487252	12314	209203	5287
Oregon	878600	708570	20831	16800	496092	11762	209930	4977
Pennsylvania	2731050	2002786	21333	15644	1478146	11546	518285	4048
Puerto Rico	733200	408058	22958	12777	284163	8898	122443	3834
Rhode Island	234500	159931	22136	15097	108152	10209	51711	4881
Republic of Palau	9200	5314	51377	29676	3347	18691	1967	10985
South Carolina	939350	778113	18244	15113	562999	10935	201703	3918
South Dakota	197050	171175	22274	19349	116461	13165	54611	6173
Tennessee	1410500	1014351	20654	14853	691486	10125	318673	4666
Texas	5258675	4333726	18136	14946	3071010	10591	1259237	4343
Utah	618325	551742	19287	17210	322861	10071	126080	3933
Virginia	1714800	1503786	20090	17618	1076555	12613	396059	4630
Veterans Health	2111750	1736777	N/A	N/A	1251428	N/A	521010	N/A
Virgin Islands	26425	13648	25244	13038	9473	9049	4175	3988
Vermont	151350	118184	24255	18940	79606	12758	38381	6151
Washington	1500325	1255764	19703	16491	914138	12005	327192	4297
Wisconsin	1243125	1040145	21351	17864	762117	13089	266163	4571
West Virginia	441500	403532	24635	22517	254778	14216	148742	8300
Wyoming	127075	105426	21956	18216	74983	12956	30110	5203

Want to know more about COVID-19 vaccinations?

Learn more about recommendations, product information, and more on CDC's [COVID-19 Vaccination landing page](#).

Looking for Long-Term Care Facility vaccination data?

See the [latest data](#) for the Federal Pharmacy Partnership for Long-Term Care (LTC) Program

Data will be updated as soon as they are reviewed and verified, often before 8:00 pm ET each day. However, daily updates may take longer if there are any delays in data reporting.

Data on doses of vaccine administered include data received by CDC as of 6:00 am ET on the day of reporting. Vaccination data on the CDC COVID Data Tracker are updated daily (including weekends) between 1:30 pm and 8:00 pm ET. Updates will occur the following day when reporting coincides with a federal holiday.

Vaccine administration data reported on the CDC COVID Data Tracker might differ from data reported by states and territories for several reasons:

- Data can be updated on different schedules and reflect data "as of" different dates or times of day. There may be a delay between the time a vaccination record appears in a state or jurisdictional system and when it is received by CDC.
- Occasionally, technical issues related to processing or transmission of data will occur. When issues arise, CDC works closely with the states, territories, and federal entities to resolve the technical issue.
- CDC receives vaccine administration information from multiple sources, including jurisdictions, pharmacies, and federal entities, who use various reporting methods including immunization information systems, Vaccine Administration Management System (which supports temporary, mobile, or satellite clinics), and direct data submission. When CDC applies validation and business rules to prevent data duplication, data reported on the COVID Data Tracker might differ from data listed in state immunization systems and dashboards. CDC makes every effort to reconcile doses administered that are reported through more than one system. However, in certain circumstances, some vaccine doses administered could be counted more than once.
- Healthcare providers are expected to report doses administered to federal, state, territorial, and local agencies within 72 hours of administration. There could be additional lag for data to be reported and transmitted from the federal, state, territorial, or local agencies to CDC.

Data reported for the federal entities are not included in the jurisdictional totals for doses delivered and administered on the CDC COVID Data Tracker. Generally, doses administered by federal entities are not attributed to the jurisdictions in which they were administered. However, some federal sites could report such doses to both the jurisdiction and to the federal entity. The "Rate per 100,000" metric displays as "n/a" for federal entities because population-based rates are not applicable. Data for federal entities will display when the "Counters" metric is selected. Veterans Health Administration (VHA) totals include employees, veteran patients, and other federal partners vaccinated by VHA.

Definitions:

Doses delivered for U.S. States, D.C., and Puerto Rico are cumulative counts of COVID-19 vaccine doses reported to the Federal COVID Vaccine Operation as delivered since December 14, 2020. Doses delivered to the U.S. Virgin Islands, Palau, Micronesia, Marshall Islands, Guam, American Samoa, and Northern Marianas Islands include those reported as shipped in CDC's Vaccine Tracking System (VTrckS) since December 13, 2020. Doses delivered to a state or territory also include those delivered to pharmacies and the Federal Pharmacy Partnership for Long-Term Care (LTC) Program in the jurisdiction as reported in VTrckS. On January 20, 2021, CDC COVID Data Tracker moved from reporting doses distributed to reporting doses delivered for U.S. states, D.C., and Puerto Rico. On February 4, 2021, CDC COVID Data Tracker updated the terminology from "doses distributed" to "doses delivered".

Total doses administered are cumulative counts of individual COVID-19 vaccine doses administered as reported to CDC by states or territories and federal entities since December 14, 2020. Doses administered in a state or territory also include those administered in pharmacies and through the Federal Pharmacy Partnership for Long-Term Care (LTC) Program in the jurisdiction. Doses administered are attributed to the jurisdiction in which the vaccine was administered.

People receiving 1 or more doses represent the total number of people who have received at least one dose of vaccine. People receiving 2 doses represent the number of people who have received a second dose of vaccine. **The number of people receiving 1 or more doses and the number of people receiving 2 doses were determined based on information reported to CDC by state, territorial, and local public health agencies, and federal entities on dose number, administration date, recipient ID, and date of submission. Because the method used to determine dose numbers needs to be applied across multiple jurisdictions with different reporting practices, CDC's dose number estimates might differ from those reported by jurisdictions and federal entities. A dose number was determined for nearly all reported doses administered but, because there are some missing data for dose number, the sum of people receiving 1 or more doses and people receiving 2 doses will not exactly equal the total doses administered. People receiving doses are attributed to the jurisdiction in which the vaccine was administered.

Rates per 100,000 represent the rate of total doses delivered, the rate of total doses administered, the rate of people receiving 1 or more doses, and the rate of people receiving 2 doses per 100,000. The total population estimate is used as the denominator to calculate rates for total doses administered, people receiving 1 or more doses, and people receiving 2 doses. The rate per 100,000 of the total population metric is calculated among the entire population (i.e., all ages). These metrics use the US Census Bureau Annual Estimates of the Resident Population for the United States and Puerto Rico, 2019 population. The 2018 U.S. Census Bureau population estimates and estimates from the CIA World Factbook are used for American Samoa, Federated States of Micronesia, Guam, Northern Mariana Islands, Republic of Palau, Marshall Islands, and US Virgin Islands. Emergency Use Authorization has been granted for use of the Pfizer-BioNTech vaccine among persons aged 16 and older and use of the Moderna vaccine among persons aged 18 and older. Therefore, vaccine use is limited among those under age 18, which represents approximately 22% of the U.S. population. Jurisdictions may use more targeted population counts for the denominators in their rate calculations (i.e., persons over 18 or over 16 years old), which would result in values different than those reported on the CDC COVID Tracker. In some limited circumstances, people might receive vaccinations outside of their state or territory of residency. These rates currently account for vaccinations occurring in the jurisdiction where the vaccination was administered.

On February 15th, 2021 the COVID-19 Vaccine Tracker updated to reflect the revised Pfizer-BioTech EUA to allow the use of a sixth dose, if present in a vial, as authorized by the FDA (<https://www.fda.gov/emergency-preparedness-and-response/mcm-legal-regulatory-and-policy-framework/pfizer-biontech-covid-19-vaccine-frequently-asked-questions>). Pfizer-BioNTech deliveries to a jurisdiction on or after February 15, 2021 will reflect this increase to six doses per vial compared to five doses; historical data will not be updated. The change to the Pfizer-BioTech dosage increases the number of doses delivered relative to the number of doses administered.

HAVE QUESTIONS?

- Visit CDC-INFO
- Call 800-232-4636
- Email CDC-INFO
- Open 24/7

CDC INFORMATION

- About CDC
- Jobs
- Funding
- Policies
- File Viewers & Players

FOIA

- No Fear Act
- OIG
- Nondiscrimination
- Accessibility

CONNECT WITH CDC

- Facebook
- Twitter
- Instagram
- LinkedIn
- YouTube
- Google
- CDC Logo
- RSS
- Email