


COVID Data Tracker

Cases in US **27,669,556**

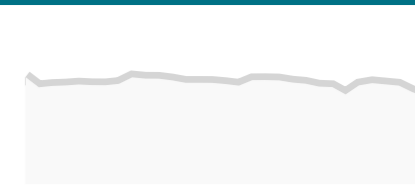
Cases in US Last 30 Days



Total Vaccines Administered **57.7M**

Deaths in US **489,067**

Deaths in US Last 30 Days



Data Tracker Home

COVID Data Tracker Weekly Review

Your Community +

Vaccinations -

Vaccinations in the US

Vaccinations in Long Term Care Facilities

Vaccination Trends

Vaccination Demographics

Cases & Deaths +

Demographic Trends +

Healthcare Systems +

Testing and Seroprevalence +

People at Increased Risk +

Communications Resources

COVID-19 Home

Get Email Updates

Sign up to receive the COVID Data Tracker Weekly Review.

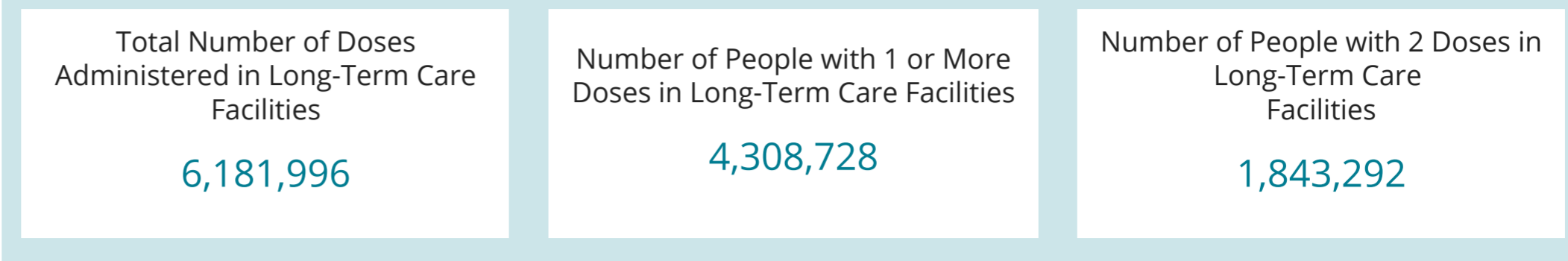
Email Address:

What's this?

Submit

Federal Pharmacy Partnership for Long-Term Care (LTC) Program

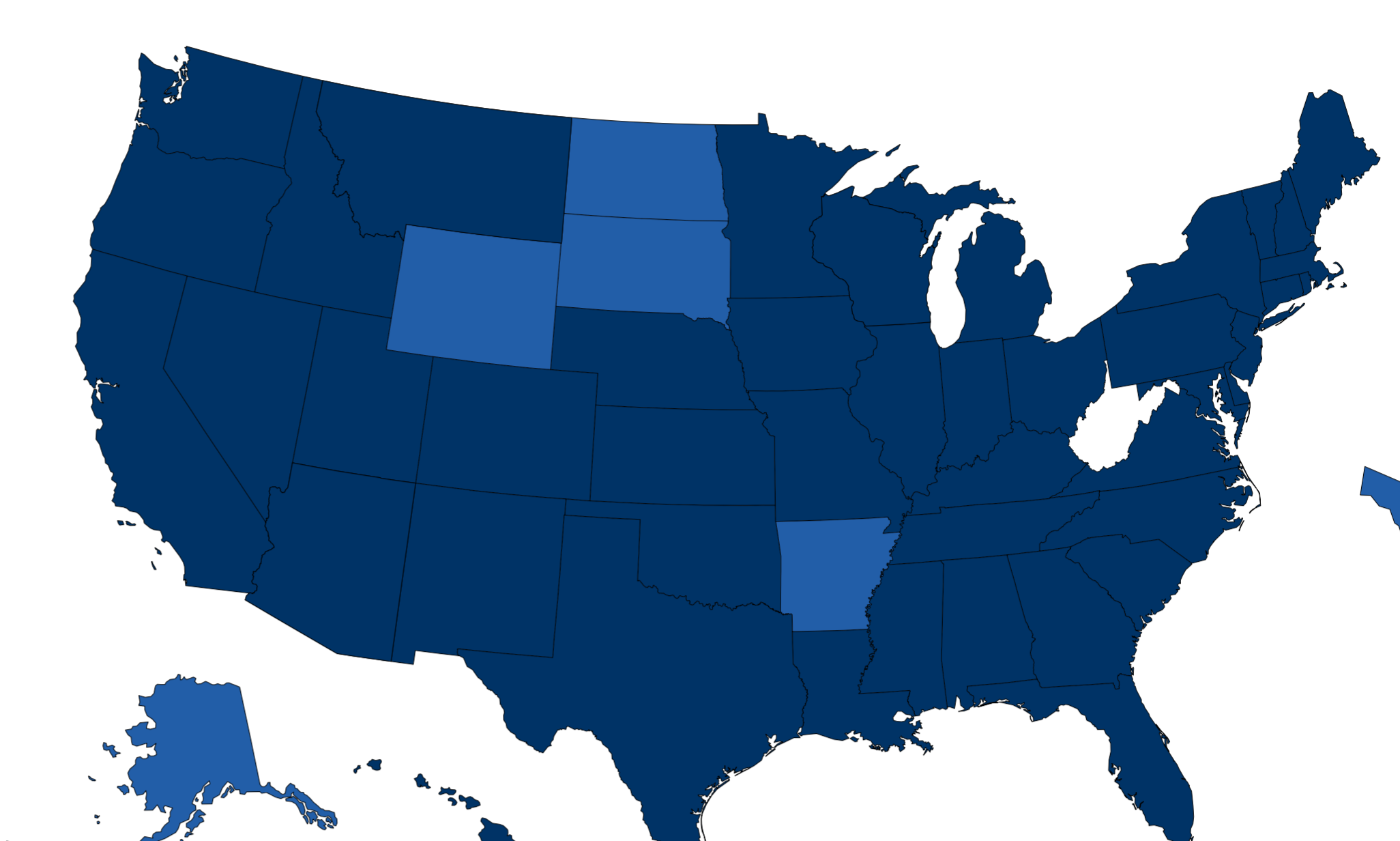
Overall US COVID-19 Vaccine Distribution and Administration; Maps, charts, and data provided by the CDC, updated daily by 8 pm ET¹



CDC | Data as of: Feb 18 2021 6:00am ET | Posted: Feb 18 2021 12:45PM ET

- View:**
- Total Doses Administered
 - Number of People Receiving 1 or More Doses
 - Number of People Receiving 2 Doses

Total Number of People Receiving Two Doses Reported to CDC by State/Territory, Federal Pharmacy Partnership for LTC Program

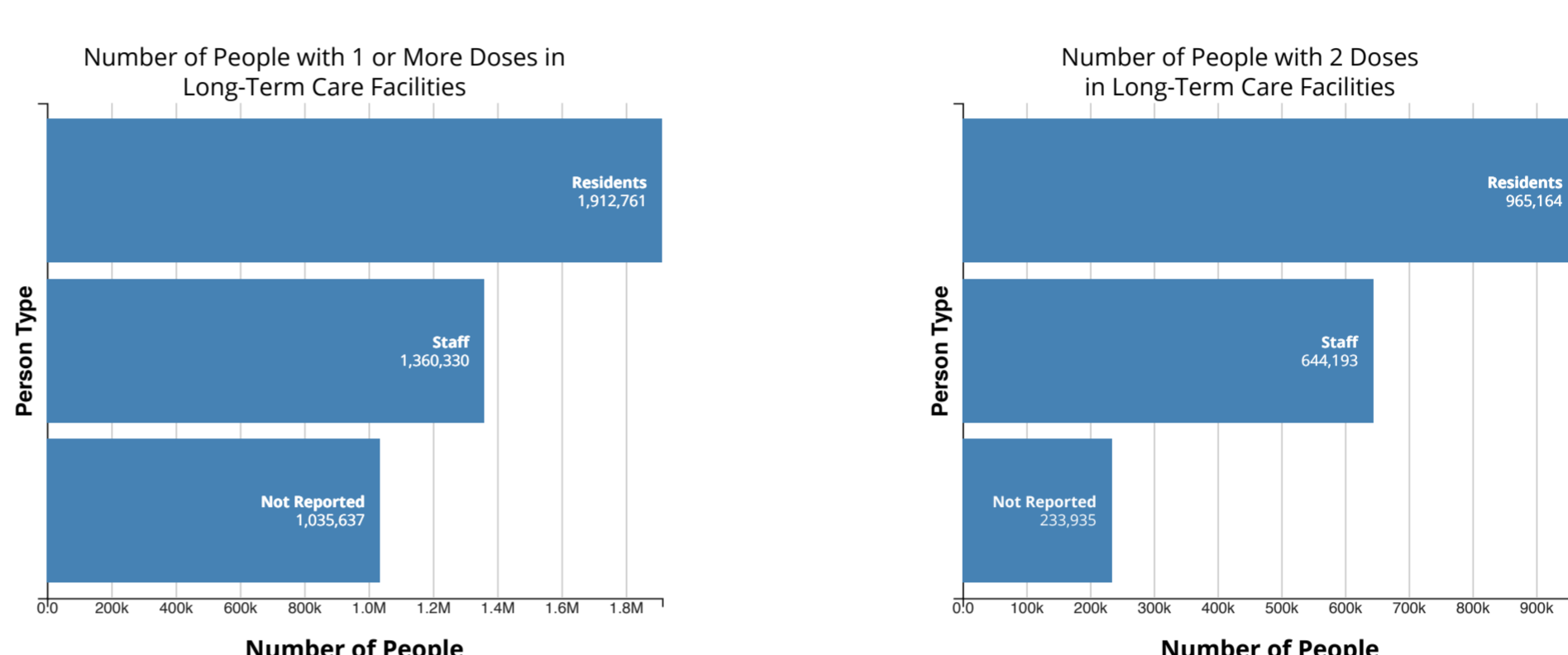


Territories

- GU
- AS
- RP
- FM
- MP
- PR**
- MH
- VI

Total Number of People in LTC Receiving Two Doses

- No Data
- 0
- 1 - 100
- 101 - 500
- 501 - 1,000
- 1,001 - 5,000
- 5,001+



Data Table for COVID-19 Vaccinations in Long Term Care Facilities

CDC | Updated: Feb 18 2021 12:45PM

Download Data

State/Territory	Total LTC Doses Administered	People in LTC with 1+ Doses	People in LTC with 2 Doses
Alabama	67697	45584	21928
Alaska	5670	3953	1696
American Samoa	N/A	N/A	N/A
Arizona	75730	64430	11102
Arkansas	22532	18327	4127
California	591567	414435	174716
Colorado	114020	76446	37039
Connecticut	119716	74164	44833
Delaware	29672	22948	6586
District of Columbia	7237	5065	2071
Federated States of Micronesia	N/A	N/A	N/A
Florida	361849	229563	130006
Georgia	103064	66583	35932
Guam	N/A	N/A	N/A
Hawaii	19372	13015	6350
Idaho	22671	15253	7358
Illinois	332824	254902	77196
Indiana	102447	73475	28773
Iowa	123528	85569	37270
Kansas	80713	53187	27357
Kentucky	84547	58833	25453
Louisiana	85753	67739	17631
Maine	33147	22116	10961
Marshall Islands	N/A	N/A	N/A
Maryland	125348	93101	31539
Massachusetts	261509	170032	90107
Michigan	209944	157072	51980
Minnesota	124790	92596	31732
Mississippi	42194	29126	12927
Missouri	115895	84538	31064
Montana	18864	12843	5994
Nebraska	54203	36887	17168
Nevada	60096	46982	13003
New Hampshire	41652	25957	15554
New Jersey	204611	134857	68792
New Mexico	31696	23279	8250
New York State	352718	233788	115498
North Carolina	177806	129567	47533
North Dakota	6100	3558	2514
Northern Mariana Islands	N/A	N/A	N/A
Ohio	325022	220253	102074
Oklahoma	55230	40205	14747
Oregon	86046	63050	22833
Pennsylvania	326457	214608	110112
Puerto Rico	53983	47185	6778
Republic of Palau	N/A	N/A	N/A
Rhode Island	38346	26062	12136
South Carolina	83929	59078	24343
South Dakota	11740	8262	3468
Tennessee	79227	60660	18358
Texas	403247	268074	132998
Utah	50606	33269	17099
Vermont	17940	11833	6033
Virgin Islands	N/A	N/A	N/A
Virginia	170312	111405	57311
Washington	119095	87960	30661
West Virginia	N/A	N/A	N/A
Wisconsin	119812	96729	22857
Wyoming	6025	3676	2332

[View and Download COVID-19 Case Surveillance Public Use Data](#)

¹Data will update as soon as they are reviewed and verified, oftentimes before 8 pm ET. However, daily updates might be delayed due to delays in reported data.

Data on doses of vaccine administered through the [Federal Pharmacy Partnership for Long-term Care \(LTC\) Program](#) include those received by CDC as of 6:00 am ET on the day of reporting. Updates will occur the following day when reporting coincides with a federal holiday.

The [Federal Pharmacy Partnership for Long-term Care \(LTC\) Program](#) is a partnership between CDC and CVS, Walgreens, and assisted living facilities. This program is to offer on-site COVID-19 vaccination services for residents of long-term care facilities, including the Centers for Medicare and Medicaid Services, and professional organizations, including the American Health Care Association and Leading Age. Jurisdictions had the opportunity to launch the program as early as December 21 for Pfizer-BioNTech vaccine or December 28 for Moderna vaccine. The program provides COVID-19 vaccine to staff and residents in skilled nursing facilities (Part A) and assisted living and other similar facilities (Part B). Launch dates for Part A and Part B varied across jurisdictions. As of January 4, 2021, a total of 54 jurisdictions have started the program. Program start dates varied based on the jurisdiction. As of February 16, LTCF doses represent 13,451 skilled nursing facilities (Part A) and 44,306 assisted living and other similar facilities (Part B). Approximately 3.18 million doses (54%) of doses administered were given to residents and staff in skilled nursing facilities.

Pharmacy partners report to CDC on doses administered as part of the [Federal Pharmacy Partnership for Long-term Care \(LTC\) Program](#) within 72 hours of administration.

States and territories not participating in the [Federal Pharmacy Partnership for Long-term Care \(LTC\) Program](#) are shown on the map in white. These states and territories are implementing their own vaccination plans to reach LTC staff and residents.

Definitions:

Total doses administered are cumulative counts of individual COVID-19 vaccine doses administered to residents and staff in long-term care facilities participating in the [Federal Pharmacy Partnership for Long-term Care \(LTC\) Program](#) as reported to CDC by pharmacy partners.

People receiving 1 or more doses represent the total number of people who have received at least one dose of vaccine. **People receiving 2 doses** represent the number of people who have also received a second dose of vaccine.

** The number of people receiving 1 or more doses and the number of people receiving 2 doses were determined based on information reported to CDC by pharmacy partners on dose number, administration date, resident ID, and date of submission. A dose number was determined for nearly all reported doses administered but, because there are some missing data for dose number, the sum of people receiving 1 or more doses and people receiving 2 doses will not exactly equal the total doses administered.

Staff and resident vaccinations were determined based on administration type information received by CDC from pharmacy partners. Not all vaccine doses could be categorized as being administered to LTC staff or residents. Overall numbers of doses administered, people receiving 1 or more doses, and people receiving 2 doses include all vaccinations through the program, including those for which staff/resident status was not reported.

***Doses distributed** information for the Federal Pharmacy Partnership for Long-Term Care (LTC) Program is no longer being reported because distribution data cannot be separated for the [Federal Pharmacy Partnership for Long-Term Care \(LTC\) Program](#), the pharmacy retail transfer program, and doses distributed from state allocations directly to pharmacies.

HAVE QUESTIONS?

- Visit CDC-INFO
- Call 800-232-4636
- Email CDC-INFO
- Open 24/7

CDC INFORMATION

- About CDC
- Jobs
- Funding
- Policies
- File Viewers & Players

Privacy

- FOIA
- No Fear Act
- OIG
- Nondiscrimination
- Accessibility

CONNECT WITH CDC

-
-
-
-
-
-
-