


COVID Data Tracker

Cases in US **27,542,421**

Cases in US Last 30 Days



Total Vaccines Administered **55.2M**

Deaths in US **485,070**

Deaths in US Last 30 Days



- Data Tracker Home
- COVID Data Tracker Weekly Review
- Your Community
- Vaccinations
- Vaccinations in the US
 - Vaccinations in Long Term Care Facilities**
 - Vaccination Trends
 - Vaccination Demographics
- Cases & Deaths
- Demographic Trends
- Healthcare Systems
- Testing and Seroprevalence
- People at Increased Risk
- Communications Resources

COVID-19 Home

Get Email Updates

Sign up to receive the COVID Data Tracker Weekly Review.

Email Address:

What's this?

Federal Pharmacy Partnership for Long-Term Care (LTC) Program

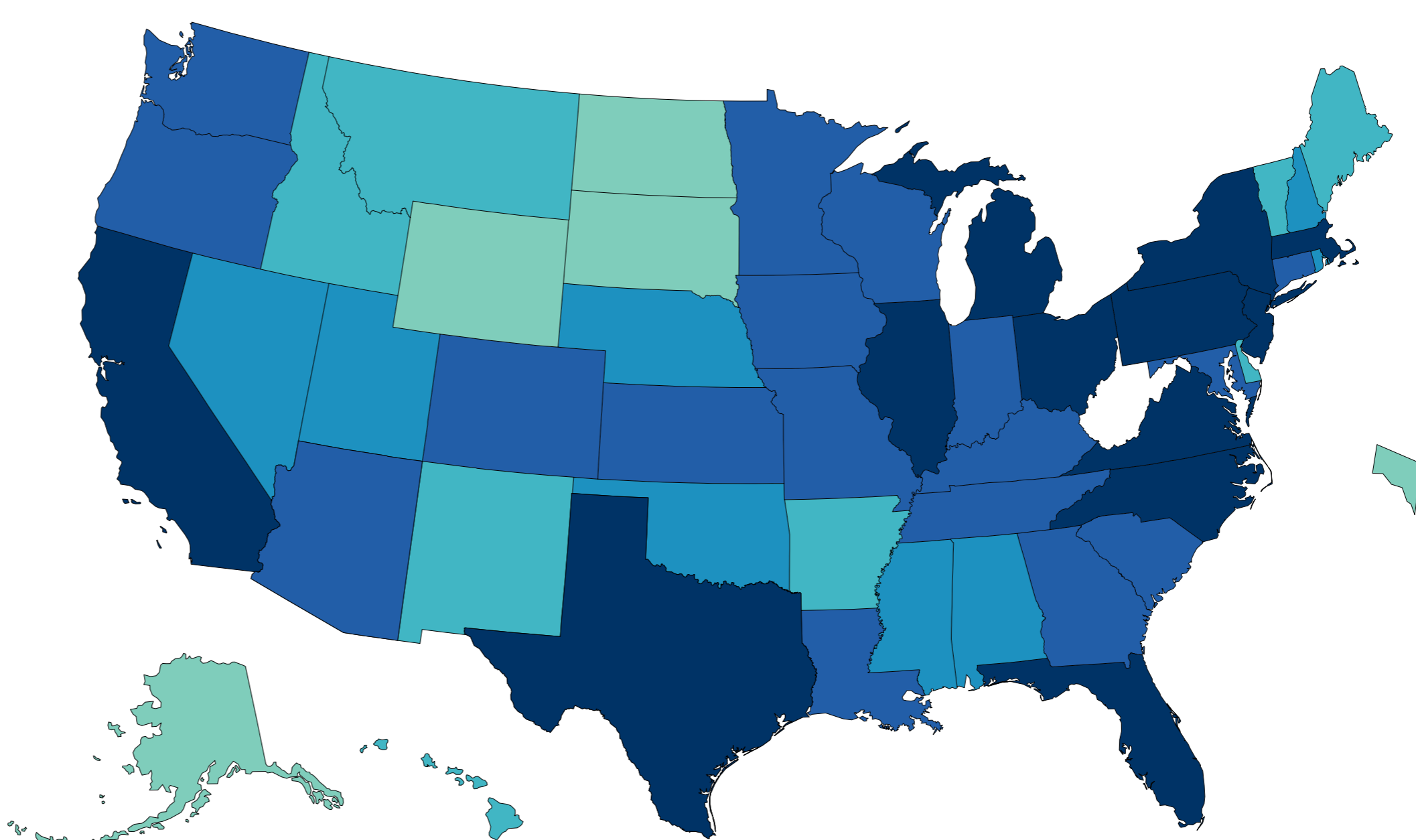
Overall US COVID-19 Vaccine Distribution and Administration; Maps, charts, and data provided by the CDC, updated daily by 8 pm ET[†]

Total Number of Doses Administered in Long-Term Care Facilities	Number of People with 1 or More Doses in Long-Term Care Facilities	Number of People with 2 Doses in Long-Term Care Facilities
5,968,542	4,228,373	1,711,846

CDC | Data as of: Feb 16 2021 6:00am ET | Posted: Feb 16 2021 12:28PM ET

- View:**
- Total Doses Administered
 - Number of People Receiving 1 or More Doses
 - Number of People Receiving 2 Doses

Total Number of People Receiving One or More Doses Reported to CDC by State/Territory, Federal Pharmacy Partnership for LTC Program

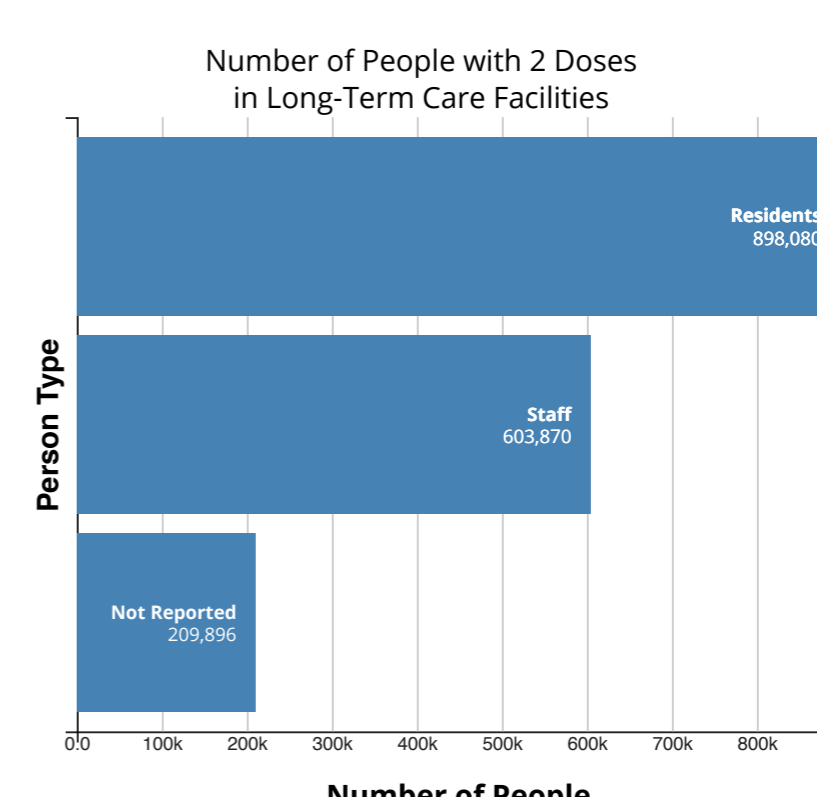
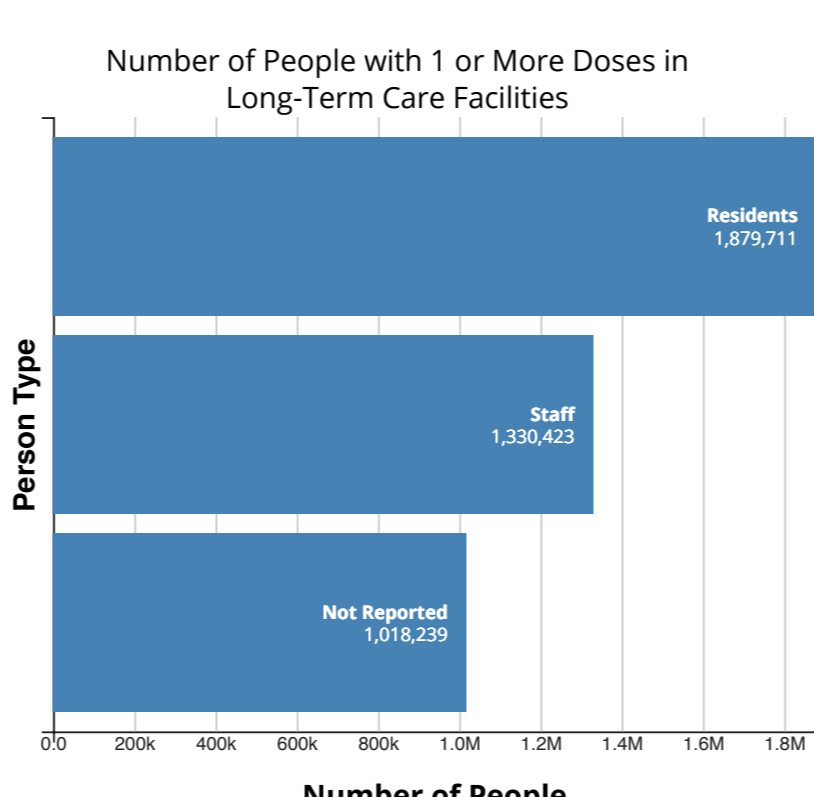


Territories

- GU
- AS
- RP
- FM
- MP
- PR
- MH
- VI

Total Number of People in LTC Receiving One or More Doses

- No Data
- 0
- 1 - 10,000
- 10,001 - 25,000
- 25,001 - 50,000
- 50,001 - 100,000
- 100,001+



Data Table for COVID-19 Vaccinations in Long Term Care Facilities

CDC | Updated: Feb 16 2021 12:28PM

[Download Data](#)

State/Territory	Total LTC Doses Administered	People in LTC with 1+ Doses	People in LTC with 2 Doses
Alabama	66205	45014	21014
Alaska	5413	3875	1517
American Samoa	N/A	N/A	N/A
Arizona	71179	61611	9378
Arkansas	22524	18323	4123
California	560793	403628	154950
Colorado	110246	74931	34800
Connecticut	116919	73339	42895
Delaware	29110	22682	6298
District of Columbia	7076	4986	1989
Federated States of Micronesia	N/A	N/A	N/A
Florida	357145	227768	127218
Georgia	98928	65175	33265
Guam	N/A	N/A	N/A
Hawaii	19034	12861	6166
Idaho	21506	14918	6530
Illinois	320545	249294	70596
Indiana	96823	71545	25090
Iowa	120149	84125	35362
Kansas	79138	52822	26158
Kentucky	83528	58306	24971
Louisiana	85285	67537	17366
Maine	32001	21794	10140
Marshall Islands	N/A	N/A	N/A
Maryland	118797	90070	28091
Massachusetts	252013	166836	83861
Michigan	196944	152530	43559
Minnesota	116723	88837	27466
Mississippi	41856	29015	12700
Missouri	110467	82691	27529
Montana	18003	12660	5322
Nebraska	53338	36712	16486
Nevada	57003	45775	11147
New Hampshire	40894	25616	15139
New Jersey	197621	131980	64748
New Mexico	30516	22792	7563
New York State	339474	229025	107120
North Carolina	169400	126611	42103
North Dakota	6053	3549	2476
Northern Mariana Islands	N/A	N/A	N/A
Ohio	318992	218562	97814
Oklahoma	55006	40153	14576
Oregon	82509	61588	20786
Pennsylvania	313538	210606	101309
Puerto Rico	51504	46318	5166
Republic of Palau	N/A	N/A	N/A
Rhode Island	36369	25184	11047
South Carolina	81150	58225	22421
South Dakota	11590	8190	3390
Tennessee	77332	59935	17201
Texas	402168	267737	132262
Utah	49622	32981	16413
Vermont	17340	11559	5713
Virgin Islands	N/A	N/A	N/A
Virginia	162673	109546	51768
Washington	112707	85477	26791
West Virginia	N/A	N/A	N/A
Wisconsin	114098	92921	20967
Wyoming	5934	3657	2260

[View and Download](#) COVID-19 Case Surveillance Public Use Data

[†]Data will update as soon as they are reviewed and verified, oftentimes before 8 pm ET. However, daily updates might be delayed due to delays in reported data.

Data on doses of vaccine administered through the Federal Pharmacy Partnership for Long-term Care (LTC) Program include those received by CDC as of 6:00 am ET on the day of reporting. Updates will occur the following day when reporting coincides with a federal holiday.

The Federal Pharmacy Partnership for Long-term Care (LTC) Program is a partnership between CDC and CVS, Walgreens, and Managed Health Care Associates, Inc., to offer on-site COVID-19 vaccination services for residents of nursing homes and assisted living facilities. This program is being implemented in close coordination with jurisdictions, long-term care facilities, federal partners, including the Centers for Medicare and Medicaid Services, and professional organizations, including the American Health Care Association and Leading Age. Jurisdictions had the opportunity to launch the program as early as December 21 for Pfizer-BioNTech vaccine or December 28 for Moderna vaccine. The Program provides COVID-19 vaccine to staff and residents in skilled nursing facilities (Part A) and assisted living and other similar facilities (Part B). Launch dates for Part A and Part B varied across jurisdictions. As of January 4, 2021, a total of 54 jurisdictions have started the program. Program start dates varied based on the jurisdiction. As of February 16, LTCF doses represent 13,451 skilled nursing facilities (Part A) and 44,306 assisted living and other similar facilities (Part B). LTCF doses represent 13.45 million (45%) of doses administered were given to residents and staff in skilled nursing facilities.

Pharmacy partners report to CDC on doses administered as part of the Federal Pharmacy Partnership for Long-term Care (LTC) Program within 72 hours of administration.

States and territories not participating in the Federal Pharmacy Partnership for Long-term Care (LTC) Program are shown on the map in white. These states and territories are implementing their own vaccination plans to reach LTC staff and residents.

Definitions:

Total doses administered are cumulative counts of individual COVID-19 vaccine doses administered to residents and staff in long-term care facilities participating in the Federal Pharmacy Partnership for Long-term Care (LTC) Program as reported to CDC by pharmacy partners.

People receiving 1 or more doses represent the total number of people who have received at least one dose of vaccine. **People receiving 2 doses** represent the number of people who have also received a second dose of vaccine.

**The number of people receiving 1 or more doses and the number of people receiving 2 doses were determined based on information reported to CDC by pharmacy partners on dose number, administration date, recipient ID, and date of submission. A dose number was determined for nearly all reported doses administered but, because there are some missing data for dose number, the sum of people receiving 1 or more doses and people receiving 2 doses will not exactly equal the total doses administered.

Staff and resident vaccinations were determined based on administration type information received by CDC from pharmacy partners. Not all vaccine doses could be categorized as being administered to LTC staff or residents. Overall numbers of doses administered, people receiving 1 or more doses, and people receiving 2 doses include all vaccinations through the program, including those for which staff/resident status was not reported.

***Doses distributed** information for the Federal Pharmacy Partnership for Long-Term Care (LTC) Program is no longer being reported because distribution data cannot be separated for the Federal Pharmacy Partnership for Long-Term Care (LTC) Program, the pharmacy retail transfer program, and doses distributed from state allocations directly to pharmacies.

HAVE QUESTIONS?

- Visit CDC-INFO
- Call 800-232-4636
- Email CDC-INFO
- Open 24/7

CDC INFORMATION

- About CDC
- Jobs
- Funding
- Policies
- File Viewers & Players

Privacy

- FOIA
- No Fear Act
- OIG
- Nondiscrimination
- Accessibility

CONNECT WITH CDC

- Facebook
- Twitter
- Instagram
- LinkedIn
- YouTube
- Podcast
- RSS
- Email