

COVID Data Tracker



- Data Tracker Home
- COVID Data Tracker Weekly Review
- Your Community
- County View
- Forecasting
- Vaccinations in the US**
- Community Profile Report
- State Profile Report
- Mobility
- Pandemic Vulnerability Index
- Social Impact
- Vaccinations
- Cases & Deaths
- Demographic Trends
- Healthcare Systems
- Testing and Seroprevalence
- People at Increased Risk
- Communications Resources

COVID-19 Home

Get Email Updates

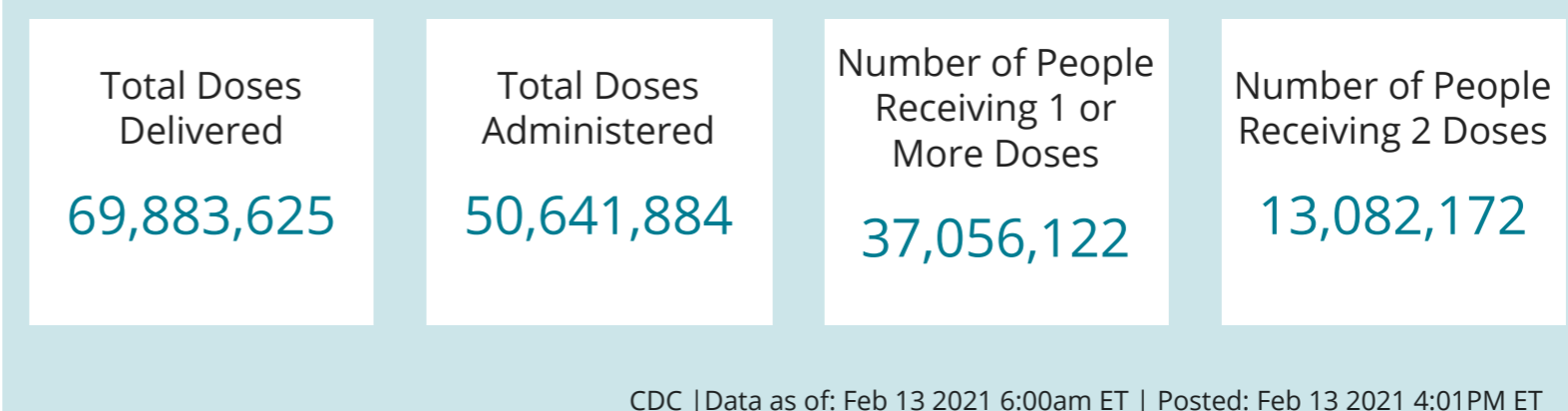
Sign up to receive the COVID Data Tracker Weekly Review.

Email Address:

[What's this?](#)

COVID-19 Vaccinations in the United States

Overall US COVID-19 Vaccine Delivery and Administration; Maps, charts, and data provided by the CDC, updated daily by 8 pm ET†

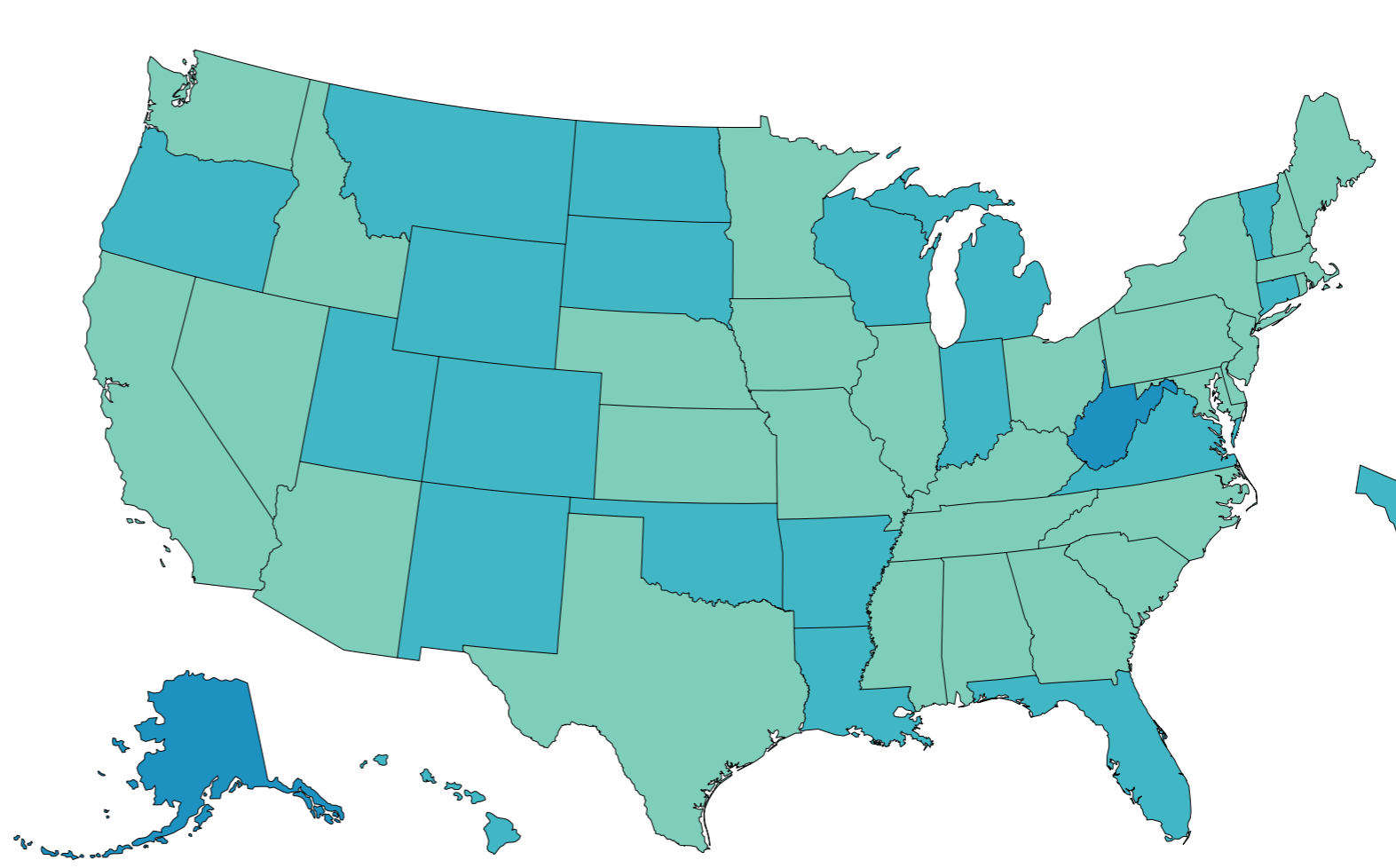


CDC | Data as of: Feb 13 2021 6:00am ET | Posted: Feb 13 2021 4:01PM ET

- View:**
- Total Doses Administered
 - People Receiving 1 or More Doses
 - People Receiving 2 Doses
 - Total Doses Delivered
- Metric:**
- Count
 - Rate per 100,000

This shows the number of doses given for every 100,000 people. This helps compare vaccine doses in areas with different population sizes.

Total Doses Administered Reported to the CDC by State/Territory and for Selected Federal Entities per 100,000



Territories

- GU
- AS
- RP
- FM
- MP
- PR
- MH
- VI

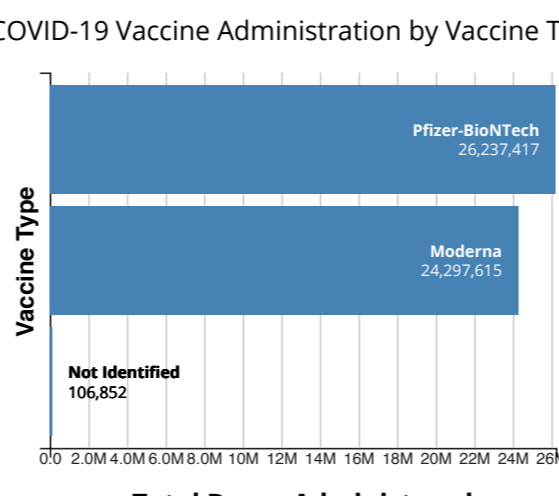
Federal Entities

- BoP
- DoD
- IHS
- VHA

Total Doses Administered per 100,000

- No Data
- 0
- 1 - 15,000
- 15,001 - 20,000
- 20,001 - 25,000
- 25,001 - 35,000
- 35,001+

U.S. COVID-19 Vaccine Administration by Vaccine Type



Data Table for COVID-19 Vaccinations in the United States

Want to know more about COVID-19 vaccinations?

Learn more about recommendations, product information, and more on CDC's [COVID-19 Vaccination landing page](#).

Looking for Long-Term Care Facility vaccination data?

See the [latest data](#) for the Federal Pharmacy Partnership for Long-Term Care (LTC) Program

†Data will be updated as soon as they are reviewed and verified, often before 8:00 pm ET each day. However, daily updates may take longer if there are any delays in data reporting.

Data on doses of vaccine administered include data received by CDC as of 6:00 am ET on the day of reporting. Vaccination data on the CDC COVID Data Tracker are updated daily (including weekends) between 1:30 pm and 8:00 pm ET. Updates will occur the following day when reporting coincides with a federal holiday.

Vaccine administration data reported on the CDC COVID Data Tracker might differ from data reported by states and territories for several reasons:

- Data can be updated on different schedules and reflect data "as of" different dates or times of day. There may be a delay between the time a vaccination record appears in a state or jurisdictional system and when it is received by CDC.
- Occasionally, technical issues related to processing or transmission of data will occur. When issues arise, CDC works closely with the states, territories, and federal entities to resolve the technical issue.
- CDC receives vaccine administration information from multiple sources, including jurisdictions, pharmacies, and federal entities, who use various reporting methods including immunization information systems, Vaccine Administration Management System (which supports temporary, mobile, or satellite clinics), and direct data submission. When CDC applies validation and business rules to prevent data duplication, data presented on the COVID Data Tracker might differ from data listed in state immunization systems and dashboards. CDC makes every effort to reconcile doses administered that are reported through more than one system. However, in certain circumstances, some vaccine doses administered could be counted more than once.
- Healthcare providers are expected to report doses administered to federal, state, territorial, and local agencies within 72 hours of administration. There could be additional lag for data to be reported and transmitted from the federal, state, territorial, or local agencies to CDC.

Data reported for the federal entities are not included in the jurisdiction totals for doses delivered and administered on the CDC COVID Data Tracker. Generally, doses administered by federal entities are not attributed to the jurisdictions in which they were administered. However, some federal sites could report such doses to both the jurisdiction and to the federal entity. The "Rate per 100,000" metric displays as "n/a" for federal entities because population-based rates are not applicable. Data for federal entities will display when the "Counts" metric is selected. Veterans Health Administration (VHA) totals include employees, veteran patients, and other federal partners vaccinated by VHA.

Definitions:

Doses delivered for U.S. States, D.C., and Puerto Rico are cumulative counts of COVID-19 vaccine doses reported to the Federal COVID Vaccine Operation as delivered since December 14, 2020. Doses delivered to the U.S. Virgin Islands, Palau, Micronesia, Marshall Islands, Guam, American Samoa, and Northern Marianas Islands include those marked as shipped in CDC's Vaccine Tracking System (VTrckS) since December 13, 2020. Doses delivered to a state or territory also include those delivered to pharmacies and the Federal Pharmacy Partnership for Long-Term Care (LTC) Program in the jurisdiction as reported in VTrckS. On January 20, 2021, CDC COVID Data Tracker moved from reporting doses distributed to reporting doses delivered for U.S. states, D.C., and Puerto Rico. On February 4, 2021, CDC COVID Data Tracker updated the terminology from "doses distributed" to "doses delivered".

Total doses administered are cumulative counts of individual COVID-19 vaccine doses administered as reported to CDC by states or territories and federal entities since December 14, 2020. Doses administered in a state or territory also include those administered in pharmacies and through the Federal Pharmacy Partnership for Long-Term Care (LTC) Program in the jurisdiction. Doses administered are attributed to the jurisdiction in which the vaccine was administered.

People receiving 1 or more doses represent the total number of people who have received at least one dose of vaccine. People receiving 2 doses represent the number of people who have received a second dose of vaccine. **The number of people receiving 1 or more doses and the number of people receiving 2 doses were determined based on information reported to CDC by state, territorial, and local public health agencies, and federal entities on dose number, administration date, recipient ID, and date of submission. Because the method used to determine dose numbers needs to be applied across multiple jurisdictions with different reporting practices, CDC's dose number estimates might differ from those reported by jurisdictions and federal entities. A dose number was determined for nearly all reported doses administered but, because there are some missing data for dose number, the sum of people receiving 1 or more doses and people receiving 2 doses will not exactly equal the total doses administered. People receiving doses are attributed to the jurisdiction in which the vaccine was administered.

Rates per 100,000 represent the rate of total doses delivered, the rate of total doses administered, the rate of people receiving 1 or more doses, and the rate of people receiving 2 doses per 100,000. The total population estimate is used as the denominator to calculate rates for total doses administered, people receiving 1 or more doses, and people receiving 2 doses. The rate per 100,000 of the total population metric is calculated among the entire population (i.e., all ages). These metrics use the US Census Bureau Annual Estimates of the Resident Population for the United States and Puerto Rico, 2019 population. 2018 U.S. Census Bureau population estimates and estimates from the CIA World Factbook are used for American Samoa, Federated States of Micronesia, Guam, Northern Mariana Islands, Republic of Palau, Marshall Islands, and US Virgin Islands. Emergency Use Authorization has been granted for use of the Pfizer-BioNTech vaccine among persons aged 16 and older and use of the Moderna vaccine among persons aged 18 and older. Therefore, vaccine use is limited among those under age 18, which represents approximately 22% of the U.S. population. Jurisdictions may use more targeted population counts for the denominators in their rate calculations (i.e., persons over 18 or over 16 years old), which would result in values different than those reported on the CDC COVID Tracker. In some limited circumstances, people might receive vaccinations outside of their state or territory of residency. These rates currently account for vaccinations occurring in the jurisdiction where the vaccination was administered.