


COVID Data Tracker

Cases in US **27,127,858**

Cases in US Last 30 Days



Total Vaccines Administered **46.4M**

Deaths in US **470,110**

Deaths in US Last 30 Days



Data Tracker Home

Your Community +

Vaccinations +

Cases & Deaths +

Demographic Trends +

Healthcare Systems +

Testing and Seroprevalence -

Nationwide Testing (RT-PCR)

County Level Testing (RT-PCR)

National Seroprevalence

10-Site Seroprevalence

People at Increased Risk +

Communications Resources



United States Laboratory Testing

Maps, charts, and data provided by the CDC, updated daily by 8 pm ET†



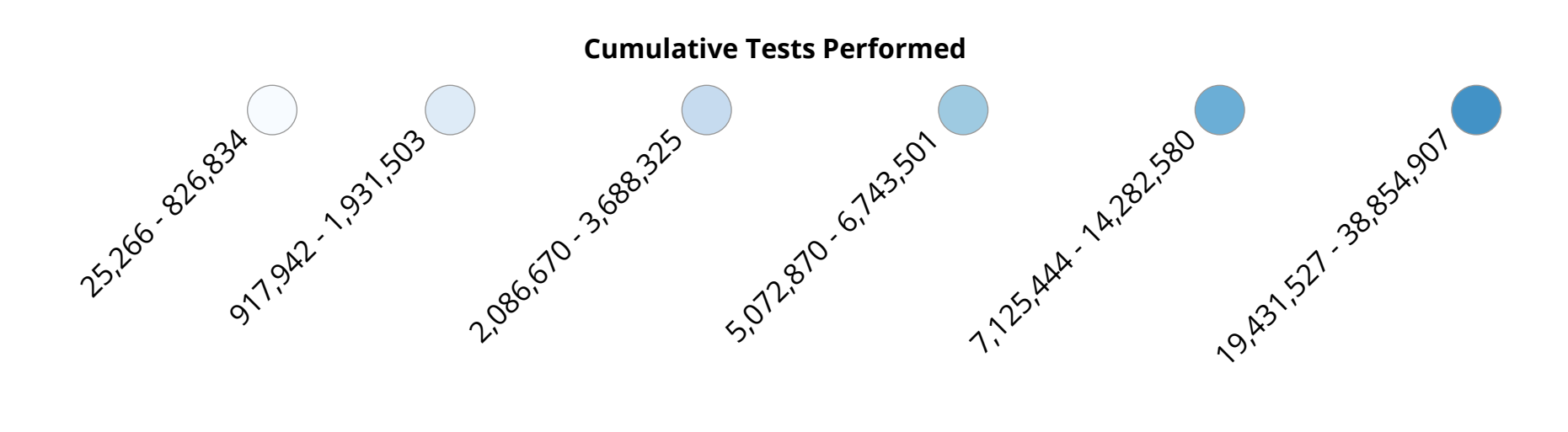
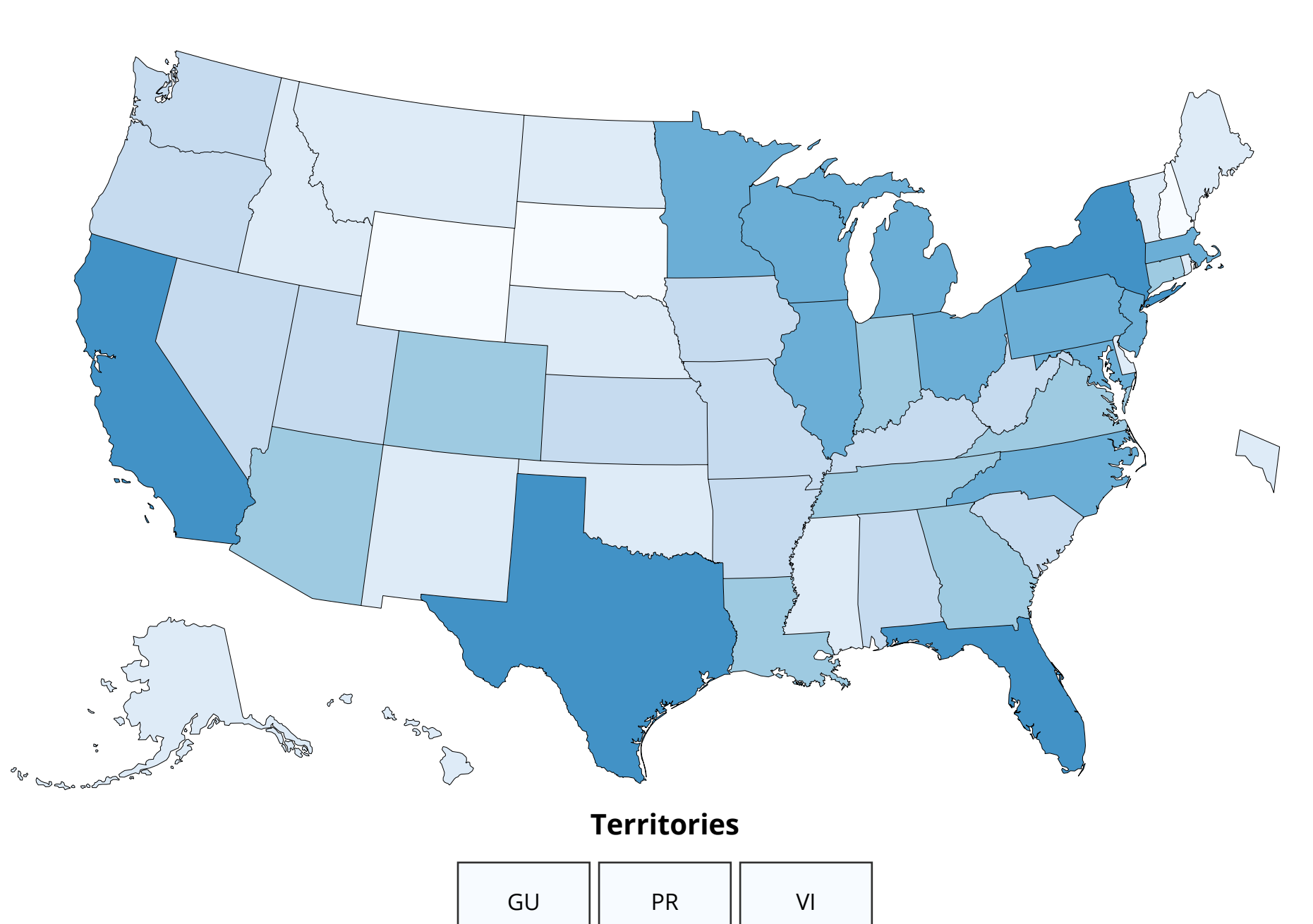
View: Tests Performed Percent Positive

Time period: Last 7 Days Last 30 Days All Time

Metric: Rate per 100,000 Count

Cumulative COVID-19 Viral (RT-PCR) Laboratory Tests Performed by State/Territory

Cumulative COVID-19 Viral (RT-PCR) Laboratory Tests Performed by State/Territory



Download Map

Data table for Cumulative COVID-19 Viral (RT-PCR) Laboratory Tests Performed by State/Territory

CDC | Updated: Feb 11 2021 12:56PM Download Data

State	Cumulative Tests Performed	Cumulative Percent Positivity
California	38,854,907	6-10%
New York	28,537,772	6-10%
Florida	21,493,270	11-20%
Texas	19,431,527	11-20%
Massachusetts	14,282,580	0-5%
Illinois	13,624,912	6-10%
Pennsylvania	10,161,594	6-10%
Michigan	10,027,061	6-10%
Ohio	9,351,499	6-10%
New Jersey	9,163,883	6-10%
North Carolina	8,407,863	6-10%
Minnesota	8,225,805	6-10%
Maryland	7,667,016	6-10%
Wisconsin	7,125,444	6-10%
Connecticut	6,743,501	6-10%
Indiana	6,606,161	11-20%
Georgia	6,421,600	11-20%
Virginia	5,913,968	11-20%
Tennessee	5,828,702	11-20%
Arizona	5,636,172	11-20%
Colorado	5,309,498	6-10%
Louisiana	5,072,870	6-10%
Alabama	3,688,325	11-20%
South Carolina	3,679,510	11-20%
Washington	3,536,864	6-10%
Oregon	3,490,205	6-10%
Utah	3,322,001	11-20%
Kentucky	3,292,136	11-20%
Iowa	2,798,467	11-20%
Nevada	2,652,427	11-20%
Missouri	2,437,094	11-20%
Kansas	2,374,535	11-20%
Arkansas	2,356,313	6-10%
West Virginia	2,086,670	6-10%
Rhode Island	1,931,503	6-10%
New Mexico	1,704,495	6-10%
Alaska	1,670,880	6-10%
Nebraska	1,645,622	11-20%
Delaware	1,469,496	6-10%
Oklahoma	1,385,346	11-20%
District of Columbia	1,327,920	0-5%
Idaho	1,188,755	11-20%
North Dakota	1,147,523	6-10%
Mississippi	1,147,252	11-20%
Maine	988,602	0-5%
Hawaii	981,974	0-5%
Vermont	970,401	0-5%
Montana	917,942	11-20%
New Hampshire	826,834	6-10%
Wyoming	707,636	6-10%
South Dakota	507,328	11-20%
Puerto Rico	356,711	6-10%
Guam	74,572	6-10%
Virgin Islands	25,266	0-5%

Do you need information on testing? Find it [here](#)

[View and Download COVID-19 Case Surveillance Public Use Data](#)

†Data will update as soon as they are reviewed and verified, oftentimes before 8 pm ET. However, daily updates might be delayed due to delays in reported data.

Disclaimer: The data represent viral COVID-19 laboratory test (reverse transcription polymerase chain reaction) results from laboratories in the United States, including commercial and reference laboratories, public health laboratories, hospital laboratories, and other testing locations. The data represent laboratory test totals—not individual people—and exclude antibody and antigen tests. The data are provisional and subject to change. National total test counts reflect data from the previous day and may not match the sum of the data presented for all jurisdictions. Data reported for each state and territory may be delayed several days in order to mitigate discrepancies in daily test counts due to variation in jurisdiction reporting. The data may also not include results from all testing sites within a jurisdiction (e.g., point-of-care test sites) and therefore reflect the majority, but not all, COVID-19 tests in the United States. The data are reported to state and jurisdictional health departments in accordance with applicable state or local law and in accordance with the Coronavirus Aid, Relief, and Economic Security (CARES) Act (CARES Act Section 18115). The data for each state are sourced from either data submitted directly by the state health department via COVID-19 electronic laboratory reporting (CELR), or a combination of commercial, public health, and in-house hospital laboratories. CELR data are used for states that either submit line-level data or submit aggregate counts that do not include antigen or antibody tests. The data are available for public use on [HealthData.Gov](#).

<p>HAVE QUESTIONS?</p> <ul style="list-style-type: none"> Visit CDC-INFO Call 800-232-4636 Email CDC-INFO Open 24/7 	<p>CDC INFORMATION</p> <ul style="list-style-type: none"> About CDC Jobs Funding Policies File Viewers & Players 	<p>Privacy</p> <ul style="list-style-type: none"> FOIA No Fear Act OIG Nondiscrimination Accessibility 	<p>CONNECT WITH CDC</p> <ul style="list-style-type: none">
--	--	---	---