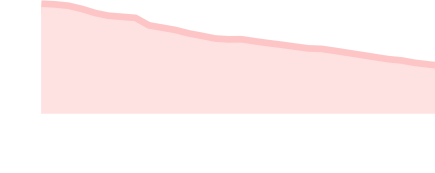


# COVID Data Tracker

Cases in US 27,127,858

Cases in US Last 30 Days



Total Vaccines Administered 46.4M

Deaths in US 470,110

Deaths in US Last 30 Days

## Data Tracker Home

### Your Community

County View

Forecasting

### Vaccinations in the US

Community Profile Report

State Profile Report

Mobility

Pandemic Vulnerability Index

Social Impact

Vaccinations

Cases & Deaths

Demographic Trends

Healthcare Systems

Testing and Seroprevalence

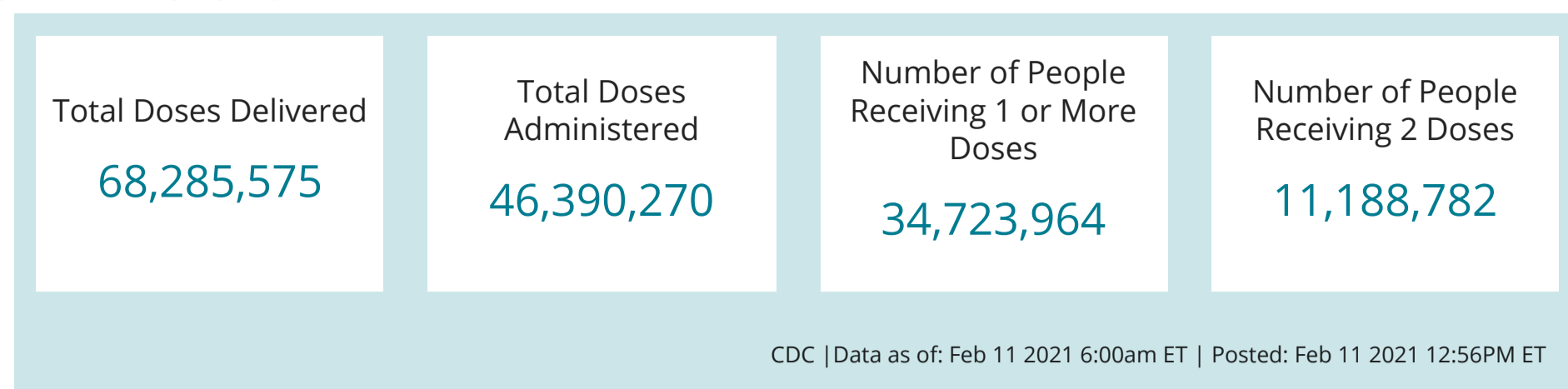
People at Increased Risk

Communications Resources



# COVID-19 Vaccinations in the United States

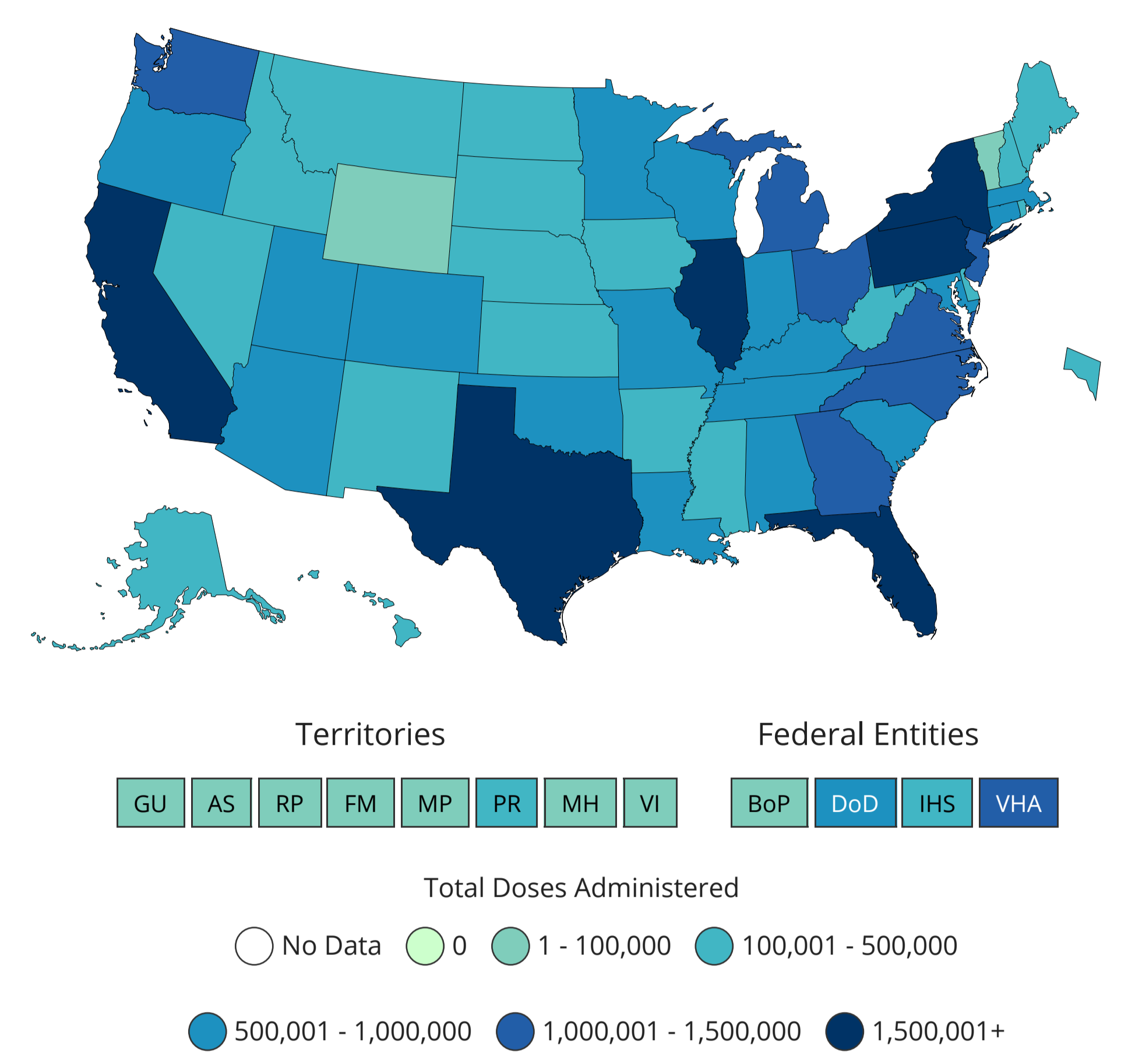
Overall US COVID-19 Vaccine Delivery and Administration; Maps, charts, and data provided by the CDC, updated daily by 8 pm ET†



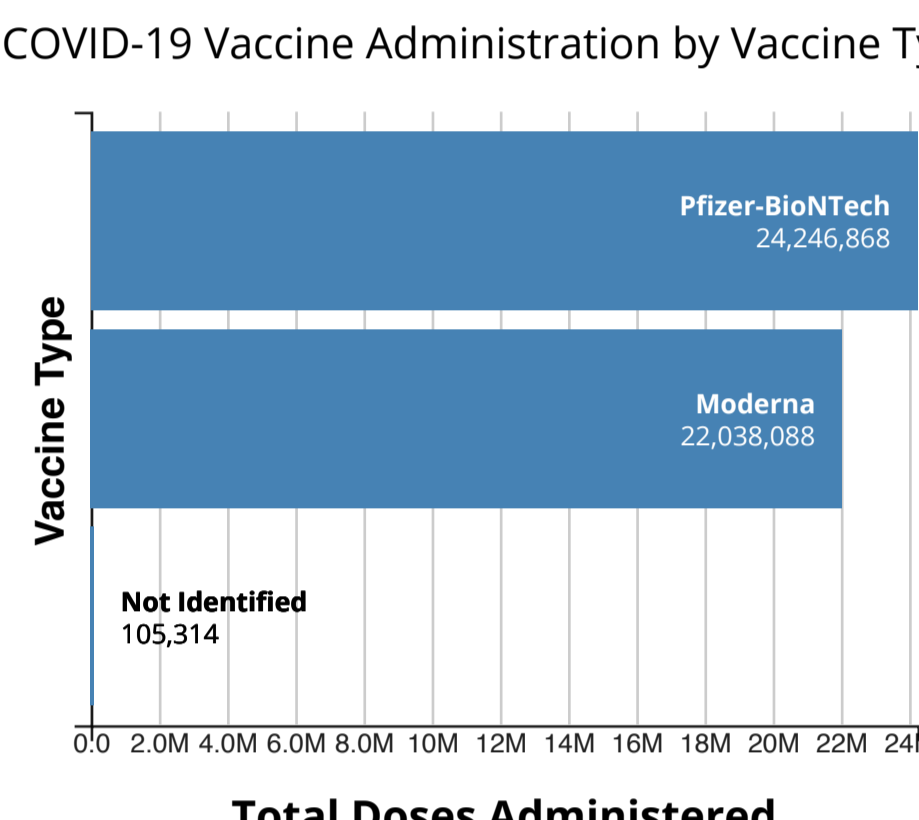
View:  Total Doses Administered,  People Receiving 1 or More Doses,  People Receiving 2 Doses,  Total Doses Delivered. Metric:  Count,  Rate per 100,000.

This shows the combined number of individual vaccine doses that have been given to people in the US.

### Total Doses Administered Reported to the CDC by State/Territory and for Selected Federal Entities



U.S. COVID-19 Vaccine Administration by Vaccine Type



### Data Table for COVID-19 Vaccinations in the United States

CDC | Updated: Feb 11 2021 12:56PM

Download Data

State/Territory/Federal Entity	Total Doses Delivered	Total Doses Administered	Doses Delivered per 100K	Doses Administered per 100K	People with 1+ Doses	People with 2 Doses per 100K	People with 2+ Doses per 100K
Alaska	270250	162273	36942	22182	116001	15857	46006
Alabama	911875	543237	18598	11079	431259	8795	111036
Arkansas	593775	430803	19676	14275	316972	10503	110751
American Samoa	29450	13513	52883	24265	9822	17637	3685
Arizona	1391475	941575	19117	12936	747599	10271	192542
Bureau of Prisons	42475	44177	N/A	N/A	28139	N/A	15931
California	7822300	5134864	19797	12996	4108216	10397	990128
Colorado	1162775	815108	20191	14154	570979	9915	239804
Connecticut	812325	600249	22784	16836	437058	12259	154639
District of Columbia	193600	111720	27432	15830	79776	11304	17486
Dept of Defense	1037725	679431	N/A	N/A	525007	N/A	144383
Delaware	182225	133370	18713	13696	105760	10861	26864
Florida	4318675	2957730	20108	13771	2118750	9865	823514
Federated States of Micronesia	30000	8365	28946	8071	7991	7710	346
Georgia	2017525	1273015	19002	11990	967179	9109	279546
Guam	51300	33993	30947	20506	26019	15696	7711
Hawaii	308300	200618	21775	14169	150648	10640	49969
Iowa	579200	387370	18358	12278	282596	8957	99986
Idaho	319825	214063	17897	11978	159796	8942	43231
Indian Health Svc	679350	325336	N/A	N/A	236970	N/A	83614
Illinois	2455500	1604830	19378	12665	1243706	9815	330108
Indiana	1351325	832031	20073	12359	637068	9463	194281
Kansas	564000	332923	19359	11428	248979	8546	81948
Kentucky	882200	608198	19746	13613	454145	10165	151297
Louisiana	894850	639019	19249	13746	448139	9640	189574
Massachusetts	1445425	924612	20971	13415	715308	10378	207392
Maryland	1188600	745478	19660	12331	563324	9318	181380
Maine	299375	193246	22271	14376	141778	10547	49721
Marshall Islands	21000	5433	35951	9301	4868	8334	527
Michigan	1895500	1412047	18980	14139	997466	9988	398177
Minnesota	1211000	754262	19877	13374	575084	10197	176482
Missouri	1058775	694992	17251	11324	524638	8548	163157
Northern Mariana Islands	29650	12728	52125	22376	8344	14669	4376
Mississippi	601625	365400	20215	12278	286055	9612	78802
Montana	192125	149339	17976	13973	109266	10223	39710
North Carolina	1938075	1382652	18479	13183	1050246	10014	330758
North Dakota	155375	13616	20389	17533	90939	11933	40721
Nebraska	405600	247879	20968	12814	172690	8927	73704
New Hampshire	298075	184103	21922	13540	138086	9620	53145
New Jersey	1770250	1196677	19930	13473	911345	10260	280021
New Mexico	428675	369864	20444	17639	264105	12595	101665
Nevada	533800	379077	17330	12307	299502	9724	77555
New York State	3843300	2620734	19756	13472	1869595	9611	668178
Ohio	2293650	1459174	19622	12483	1107677	9476	349390
Oklahoma	810475	628361	20609	15880	452166	11427	172509
Oregon	845475	589035	19927	13966	434561	10303	152361
Pennsylvania	2540475	1594474	19844	12455	1215755	9497	373882
Puerto Rico	706500	336959	22122	10551	248934	7795	86660
Rhode Island	211600	127931	19979	12076	89723	8470	38158
Republic of Palau	9200	3831	51377	21394	3109	17362	722
South Carolina	779500	628496	15140	12207	487418	9467	133648
South Dakota	181725	141733	20542	16021	97817	11057	43827
Tennessee	1295675	866352	18973	12686	595081	8714	267820
Texas	5091325	3708460	17559	12790	2745305	9468	960517
Utah	579600	510267	18079	15916	307059	9578	105704
Virginia	1589875	1223199	18627	14331	945182	11074	247784
Veterans Health	2042525	1377358	N/A	N/A	1020271	N/A	355921
South Dakota	25450	11168	24312	10669	8039	7680	3129
Vermont	137925	96908	22104	15530	67024	10741	29713
Washington	1429050	1040044	18767	13558	797359	10471	229588
Wisconsin	1080700	826275	18561	14191	640058	10993	176673
West Virginia	387400	340780	21617	19015	226323	12629	114445
Wyoming	118875	79515	20540	13739	61170	10569	18180

Want to know more about COVID-19 vaccinations? Learn more about recommendations, product information, and more on CDC's COVID-19 Vaccination Landing page.

Looking for Long-Term Care Facility vaccination data? See the latest data for the Federal Pharmacy Partnership for Long-Term Care (LTC) Program

†Data will be updated as soon as they are reviewed and verified, often before 8:00 pm ET each day. However, daily updates may take longer if there are any delays in data reporting.

Data on doses of vaccine administered include data received by CDC as of 6:00 am ET on the day of reporting. Vaccination data on the CDC COVID Data Tracker are updated daily (including weekends) between 1:30 pm and 8:00 pm ET. Updates will occur the following day when reporting coincides with a federal holiday.

Vaccine administration data reported on the CDC COVID Data Tracker might differ from data reported by states and territories for several reasons:

- Data can be updated on different schedules and reflect data "as of" different dates or times of day. There may be a delay between the time a vaccination record appears in a state or jurisdictional system and when it is received by CDC.
- Occasionally, technical issues related to processing or transmission of the data will occur. When issues arise, CDC works closely with the states, territories, and federal entities to resolve the technical issue.
- CDC receives vaccine administration information from multiple sources, including jurisdictions, pharmacies, and federal entities, who use various reporting methods including immunization information systems, Vaccine Administration Management System (which supports temporary, mobile, or satellite clinics), and direct data submission. When CDC applies validation and business rules to prevent data duplication, data presented on the COVID Data Tracker might differ from data listed in state immunization systems and dashboards. CDC makes every effort to reconcile doses administered that are reported through more than one system. However, in certain circumstances, some vaccine doses administered could be counted more than once.
- Healthcare providers are expected to report doses administered to federal, state, territorial, and local agencies within 72 hours of administration. There could be additional lag for data to be reported and transmitted from the federal, state, territorial, or local agencies to CDC.

Data reported for the federal entities are not included in the jurisdiction totals for doses delivered and administered on the CDC COVID Data Tracker. Generally, doses administered by federal entities are not attributed to the jurisdictions in which they were administered. However, some federal sites could report such doses to both the jurisdiction and to the federal entity. The "Rate per 100,000" metric displays as "n/a" for federal entities because population-based rates are not applicable. Data for federal entities will display when the "Counts" metric is selected. Veterans Health Administration (VHA) totals include employees, veteran patients, and other federal partners vaccinated by VHA.

### Definitions:

Doses delivered for U.S. States, D.C., and Puerto Rico are cumulative counts of COVID-19 vaccine doses reported to the Federal COVID Vaccine Operation as delivered since December 14, 2020. Doses administered to the U.S. Virgin Islands, Palau, Micronesia, Marshall Islands, Guam, American Samoa, and Northern Marianas Islands include those marked as shipped in CDC's Vaccine Tracking System (VTrckS) since December 13, 2020. Doses delivered to a state or territory also include those delivered to pharmacies and the Federal Pharmacy Partnership for Long-Term Care (LTC) Program in the jurisdiction as reported in VTrckS. On January 20, 2021, CDC COVID Data Tracker moved from reporting doses distributed to reporting doses delivered for U.S. States, D.C., and Puerto Rico. On February 4, 2021, CDC COVID Data Tracker updated the terminology from "doses distributed" to "doses delivered".

Total doses administered are cumulative counts of individual COVID-19 vaccine doses administered as reported to CDC by states or territories and federal entities since December 14, 2020. Doses administered in a state or territory also include those administered in pharmacies and through the Federal Pharmacy Partnership for Long-Term Care (LTC) Program in the jurisdiction. Doses administered are attributed to the jurisdiction in which the vaccine was administered.

People receiving 1 or more doses represent the total number of people who have received at least one dose of vaccine. People receiving 2 doses represent the number of people who have received a second dose of vaccine. \*\*The number of people receiving 1 or more doses and the number of people receiving 2 doses were determined based on information reported to CDC by state, territorial, and local public health agencies, and federal entities on dose number, administration date, recipient ID, and date of submission. Because the method used to determine dose numbers needs to be applied across multiple jurisdictions with different reporting practices, CDC's dose number estimates might differ from those reported by jurisdictions and federal entities. A dose number was determined for nearly all reported doses administered but, because there are some missing data for dose number, the sum of people receiving 1 or more doses and people receiving 2 doses will not exactly equal the total doses administered. People receiving doses are attributed to the jurisdiction in which the vaccine was administered.

Rates per 100,000 represent the rate of total doses delivered, the rate of total doses administered, the rate of people receiving 1 or more doses, and the rate of people receiving 2 doses per 100,000. The total population estimate is used as the denominator to calculate rates for total doses administered, people receiving 1 or more doses, and people receiving 2 doses. The rate per 100,000 of the total population metric is calculated among the entire population (i.e., all ages). These metrics use the U.S. Census Bureau State Population and Components of Change: 2010-2019 population estimates. 2018 population estimates are used for American Samoa, Federated States of Micronesia, Guam, Northern Mariana Islands, Palau, Republic of Marshall Islands, and United States Virgin Islands. Emergency Use Authorization has been granted for use of the Pfizer-BioNTech vaccine among persons aged 16 and older and use of the Moderna vaccine among persons aged 18 and older. Therefore, vaccine use is limited among those under age 18, which represents approximately 22% of the U.S. population. Jurisdictions may use more targeted population counts for the denominators in their rate calculations (i.e., persons over 18 or over 16 years old), which would result in values different than those reported on the CDC COVID Tracker. In some limited circumstances, people might receive vaccinations outside of their state or territory of residency. These rates currently account for vaccinations occurring in the jurisdiction where the vaccination was administered.

HAVE QUESTIONS? Visit CDC-INFO, Call 800-232-4636, Email CDC-INFO, Open 24/7. CDC INFORMATION: About CDC, Jobs, Funding, Policies, File Viewers & Players. Privacy, FOIA, No Fear Act, OIG, Nondiscrimination, Accessibility. CONNECT WITH CDC: Facebook, Twitter, Instagram, LinkedIn, YouTube, RSS, Email.