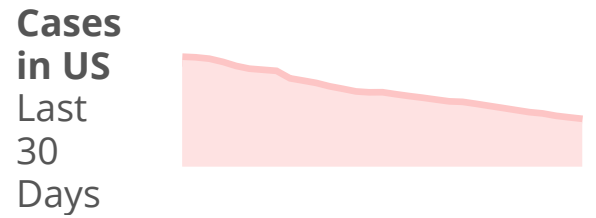


# COVID Data Tracker


Cases in US **27,127,858**



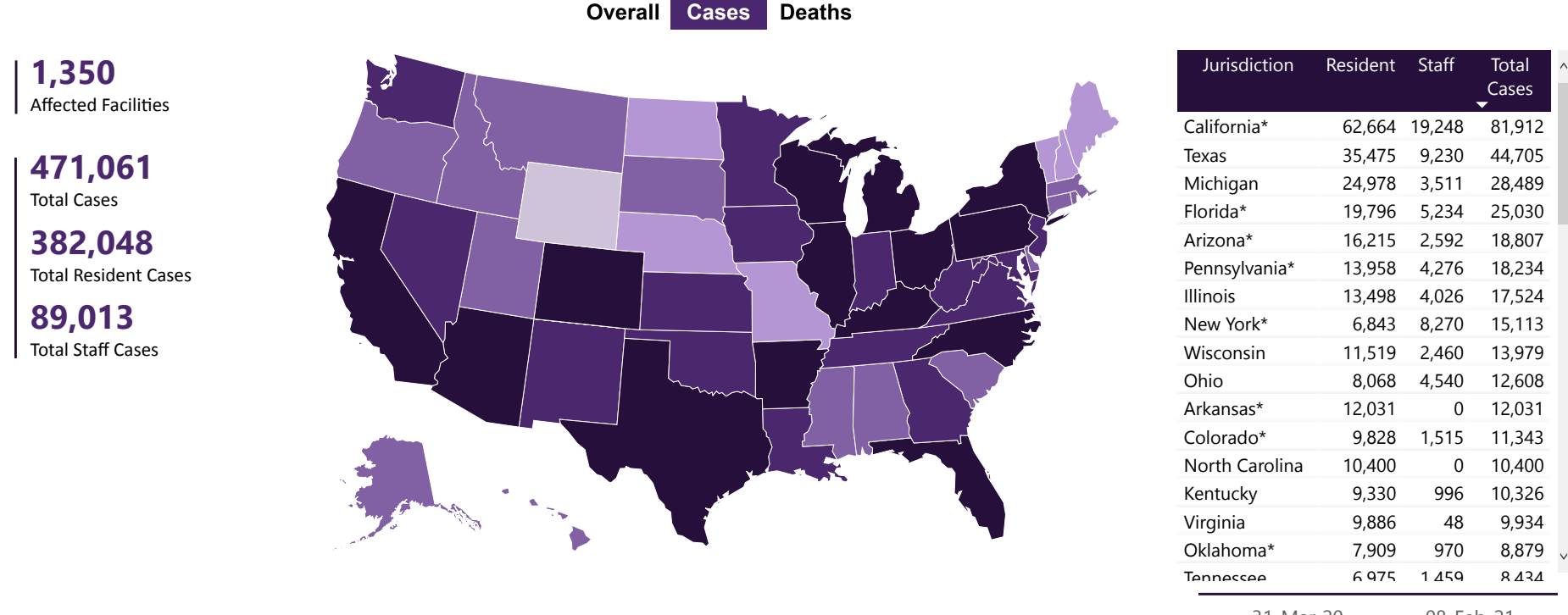
Total Vaccines Administered **46.4M**

Deaths in US **470,110**



- Data Tracker Home
- Your Community +
- Vaccinations +
- Cases & Deaths +
- Demographic Trends +
- Healthcare Systems +
- Testing and Seroprevalence +
- People at Increased Risk -
- Underlying Medical Conditions
- Pregnant Women
- Correctional Facilities**
- Communications Resources
- 

## Confirmed COVID-19 Cases in US Correctional and Detention Facilities By State



Cases are reported by state Department of Corrections and the Federal Bureau of Prisons at the facility-level unless indicated by \*, which designates cumulative state-wide totals (county-wide for DC) from one or more facilities, not named, in addition to cases reported from any named facilities. Data contain cumulative confirmed COVID-19 counts in U.S. correctional and detention facilities, separately for staff and residents, starting from March 31, 2020. Data collected from the Department of Corrections websites are principally represented by prisons, with exception of a few states that include jails. Citation: UCLA Law COVID-19 Behind Bars Data Project, <https://law.ucla.edu/centers/criminal-justice/criminal-justice-program/related-programs/covid-19-behind-bars-data-project/>

Want to learn more about COVID-19 in correctional facilities?  
 Find more [information and resources](#)

[View and Download COVID-19 Case Surveillance Public Use Data](#)