

# COVID Data Tracker

Cases in US **26,852,809** Cases in US Last 30 Days Total Vaccines Administered **42.4M** Deaths in US **462,037** Deaths in US Last 30 Days

- Data Tracker Home
- Your Community +
- Vaccinations -
  - Vaccinations in the US
  - Vaccinations in Long Term Care Facilities**
  - Vaccination Trends
  - Vaccination Demographics
- Cases & Deaths +
- Demographic Trends +
- Healthcare Systems +
- Testing and Seroprevalence +
- People at Increased Risk +
- Communications Resources
- COVID-19 Home

## Federal Pharmacy Partnership for Long-Term Care (LTC) Program

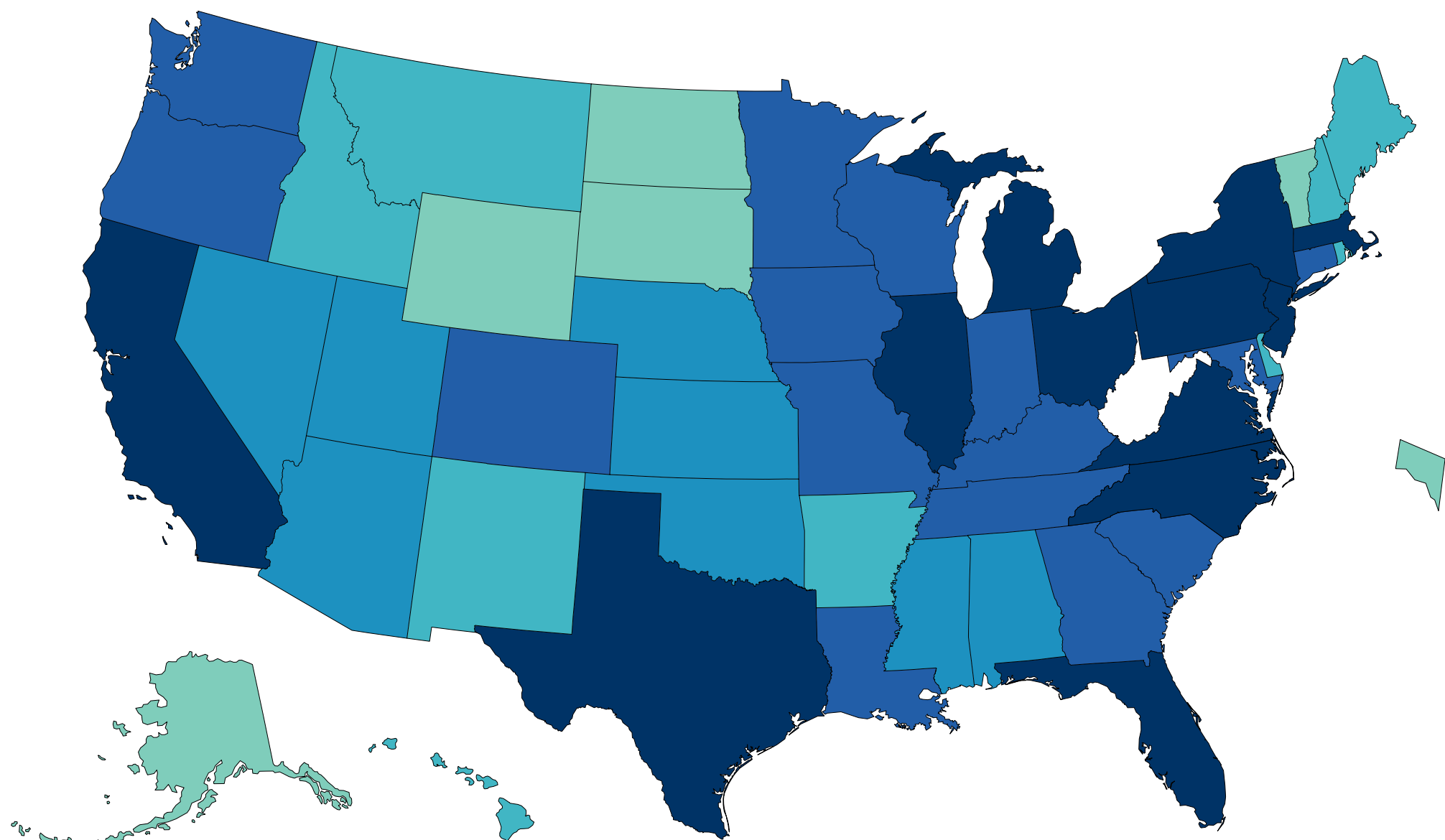
Overall US COVID-19 Vaccine Distribution and Administration; Maps, charts, and data provided by the CDC, updated daily by 8 pm ET<sup>1</sup>

Total Number of Doses Administered in Long-Term Care Facilities	Number of People with 1 or More Doses in Long-Term Care Facilities	Number of People with 2 Doses in Long-Term Care Facilities
<b>4,946,483</b>	<b>3,778,298</b>	<b>1,146,775</b>

CDC | Data as of: Feb 08 2021 6:00am ET | Posted: Feb 8 2021 12:26PM ET

- View:**
- Total Doses Administered
  - Number of People Receiving 1 or More Doses
  - Number of People Receiving 2 Doses

### Total Number of People Receiving One or More Doses Reported to CDC by State/Territory, Federal Pharmacy Partnership for LTC Program



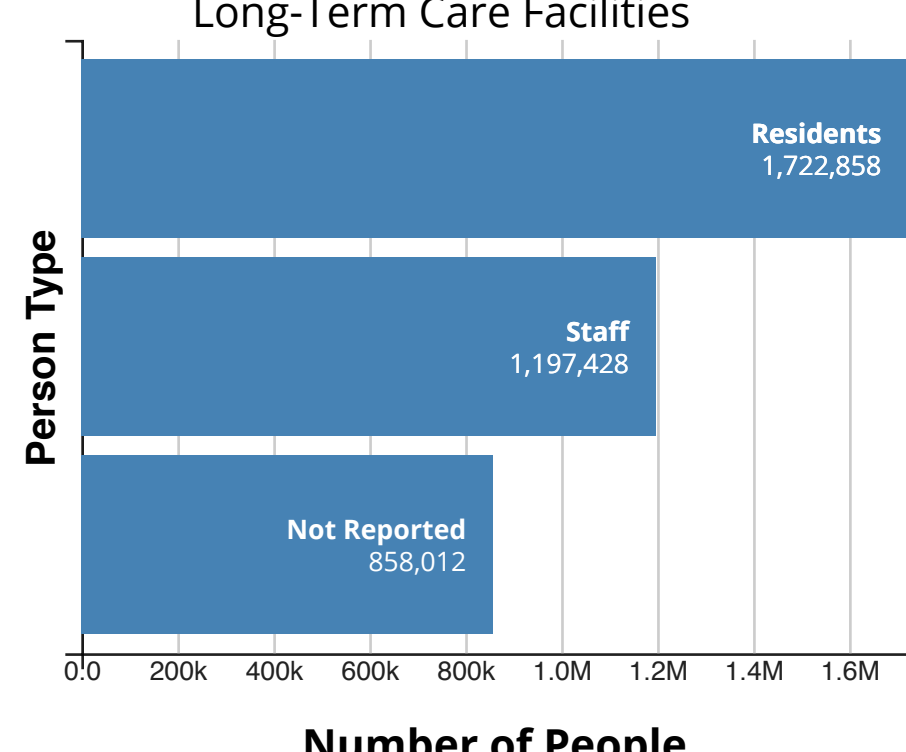
#### Territories

- GU
- AS
- RP
- FM
- MP
- PR
- MH
- VI

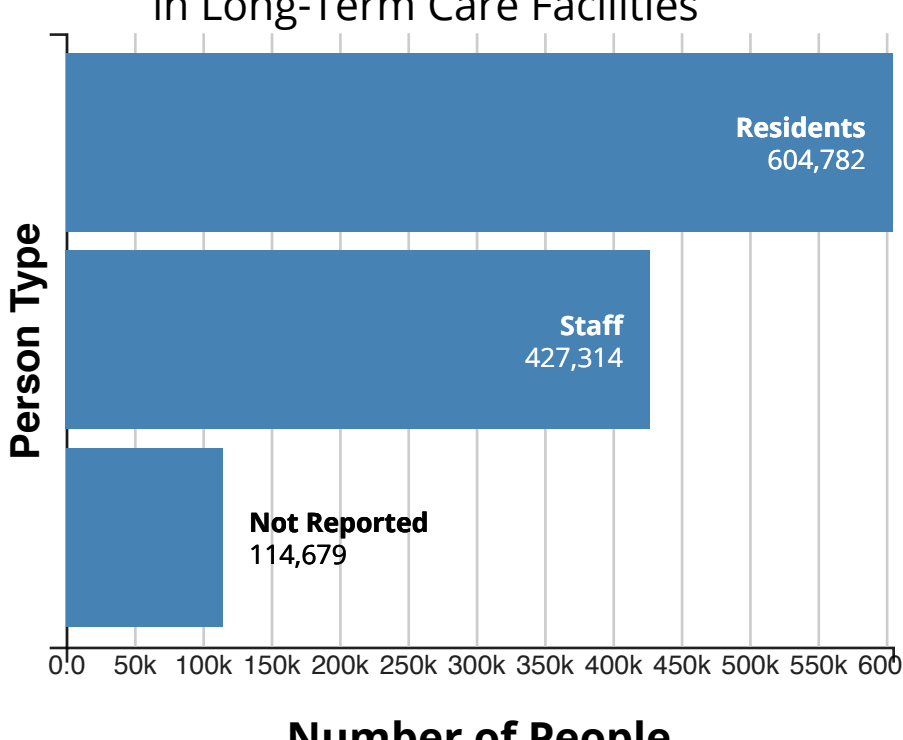
#### Total Number of People in LTC Receiving One or More Doses

- No Data
- 0
- 1 - 10,000
- 10,001 - 25,000
- 25,001 - 50,000
- 50,001 - 100,000
- 100,001+

#### Number of People with 1 or More Doses in Long-Term Care Facilities



#### Number of People with 2 Doses in Long-Term Care Facilities



#### Data Table for COVID-19 Vaccinations in Long Term Care Facilities

CDC | Updated: Feb 8 2021 12:26PM

[Download Data](#)

State/Territory	Total LTC Doses Administered	People in LTC with 1+ Doses	People in LTC with 2 Doses
Alaska	4380	3475	900
Alabama	54792	41301	13387
Arkansas	20260	17533	2716
American Samoa	N/A	N/A	N/A
Arizona	55654	49419	6070
California	452904	358228	93491
Colorado	91094	67114	23652
Connecticut	101254	67451	33232
District of Columbia	5336	4272	1004
Delaware	25344	20385	4852
Florida	291702	208806	81314
Federated States of Micronesia	N/A	N/A	N/A
Georgia	81525	59286	21924
Guam	N/A	N/A	N/A
Hawaii	16282	12137	4139
Iowa	98482	73769	24190
Idaho	17685	13859	3778
Illinois	253920	205114	48316
Indiana	77527	64677	12724
Kansas	69245	48690	20454
Kentucky	74783	53950	20630
Louisiana	68951	60454	8224
Massachusetts	211245	151554	58562
Maryland	93790	70823	22472
Maine	28595	19962	8589
Marshall Islands	N/A	N/A	N/A
Michigan	160300	135590	24065
Minnesota	91582	78895	12423
Missouri	88430	75631	12605
Northern Mariana Islands	N/A	N/A	N/A
Mississippi	34635	26858	7705
Montana	15075	11735	3331
North Carolina	128134	106858	20916
North Dakota	5504	3450	2028
Nebraska	48772	35668	12972
New Hampshire	34995	23038	11856
New Jersey	164776	118815	45386
New Mexico	22822	19240	3436
Nevada	46491	39447	6979
New York State	284134	204110	77145
Ohio	284775	205449	76995
Oklahoma	47598	37614	9760
Oregon	66759	53535	13122
Pennsylvania	263429	190589	71536
Puerto Rico	41103	39681	1405
Rhode Island	29171	22002	7062
Republic of Palau	N/A	N/A	N/A
South Carolina	68063	53283	14336
South Dakota	10537	7859	2668
Tennessee	61482	53748	7598
Texas	363254	255081	106455
Utah	41482	30367	11025
Virginia	138396	101860	35469
Virgin Islands	N/A	N/A	N/A
Vermont	14123	9959	4098
Washington	87824	74178	13329
Wisconsin	87829	74543	13181
West Virginia	N/A	N/A	N/A
Wyoming	4482	3333	1136
United States	4946483	3778298	1146775

[View and Download](#) COVID-19 Case Surveillance Public Use Data

<sup>1</sup>Data will update as soon as they are reviewed and verified, oftentimes before 8 pm ET. However, daily updates might be delayed due to delays in reported data.

Data on doses of vaccine administered through the [Federal Pharmacy Partnership for Long-term Care \(LTC\) Program](#) include those received by CDC as of 6:00 am ET on the day of reporting. Updates will occur the following day when reporting coincides with a federal holiday.

The [Federal Pharmacy Partnership for Long-term Care \(LTC\) Program](#) is a partnership between CDC and CVS, Walgreens, and Managed Health Care Associates, Inc., to offer on-site COVID-19 vaccination services for residents of nursing homes and assisted living facilities. This program is being implemented in close coordination with jurisdictions, long-term care facilities, federal partners, including the Centers for Medicare and Medicaid Services, and professional organizations, including the American Health Care Association and Leading Age. Jurisdictions had the opportunity to launch the program as early as December 21 for Pfizer-BioNTech vaccine or December 28 for Moderna vaccine. The Program provides COVID-19 vaccine to staff and residents in skilled nursing facilities (Part A) and assisted living and other similar facilities (Part B). Launch dates for Part A and Part B varied across jurisdictions. As of January 4, 2021, a total of 54 jurisdictions have started the program. Program start dates varied based on the jurisdiction. As of February 8, LTCF doses represent 13,441 skilled nursing facilities (Part A) and 39,695 assisted living and other similar facilities (Part B). Approximately 2.97 million doses (59%) of doses administered were given to residents and staff in skilled nursing facilities.

Pharmacy partners report to CDC on doses administered as part of the [Federal Pharmacy Partnership for Long-term Care \(LTC\) Program](#) within 72 hours of administration.

States and territories not participating in the [Federal Pharmacy Partnership for Long-term Care \(LTC\) Program](#) are shown on the map in white. These states and territories are implementing their own vaccination plans to reach LTC staff and residents.

#### Definitions:

**Total doses administered** are cumulative counts of individual COVID-19 vaccine for long-term care facilities participating in the [Federal Pharmacy Partnership for Long-term Care \(LTC\) Program](#) as reported to CDC by pharmacy partners.

**People receiving 1 or more doses** represent the total number of people who have received at least one dose of vaccine. **People receiving 2 doses** represent the number of people who have also received a second dose of vaccine.

\*\* The number of people receiving 1 or more doses and the number of people receiving 2 doses were determined based on information reported to CDC by pharmacy partners on dose number, administration date, recipient ID, and date of submission. A dose number was determined for nearly all reported doses administered but, because there are some missing data for dose number, the sum of people receiving 1 or more doses and people receiving 2 doses will not exactly equal the total doses administered.

**Staff and resident vaccinations** were determined based on administration type information received by CDC from pharmacy partners. Not all vaccine doses could be categorized as being administered to LTC staff or residents. Overall numbers of doses administered, people receiving 1 or more doses, and people receiving 2 doses include all vaccinations through the program, including those for which staff/resident status was not reported.

**\*Doses distributed** information for the [Federal Pharmacy Partnership for Long-Term Care \(LTC\) Program](#) is no longer being reported because distribution data cannot be separated for the Federal Pharmacy Partnership for Long-Term Care (LTC) Program, the pharmacy retail transfer program, and doses distributed from state allocations directly to pharmacies.

#### HAVE QUESTIONS?

- Visit [CDC-INFO](#)
- Call 800-232-4636
- Email [CDC-INFO](#)
- Open 24/7

#### CDC INFORMATION

- About CDC
- Jobs
- Funding
- Policies
- File Viewers & Players

#### Privacy

- FOIA
- No Fear Act
- OIG
- Nondiscrimination
- Accessibility

#### CONNECT WITH CDC

- [Facebook](#)
- [Twitter](#)
- [Instagram](#)
- [LinkedIn](#)
- [YouTube](#)
- [RSS](#)
- [Email](#)