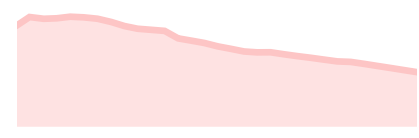


COVID Data Tracker

Cases in US **26,761,047**

Cases in US Last 30 Days



Total Vaccines Administered **41.2M**

Deaths in US **460,582**

Deaths in US Last 30 Days



Data Tracker Home

Your Community +

Vaccinations +

Cases & Deaths +

Demographic Trends +

Healthcare Systems +

Testing and Seroprevalence -

Nationwide Testing (RT-PCR)

County Level Testing (RT-PCR)

National Seroprevalence

10-Site Seroprevalence

People at Increased Risk +

Communications Resources

COVID-19 Home

United States Laboratory Testing

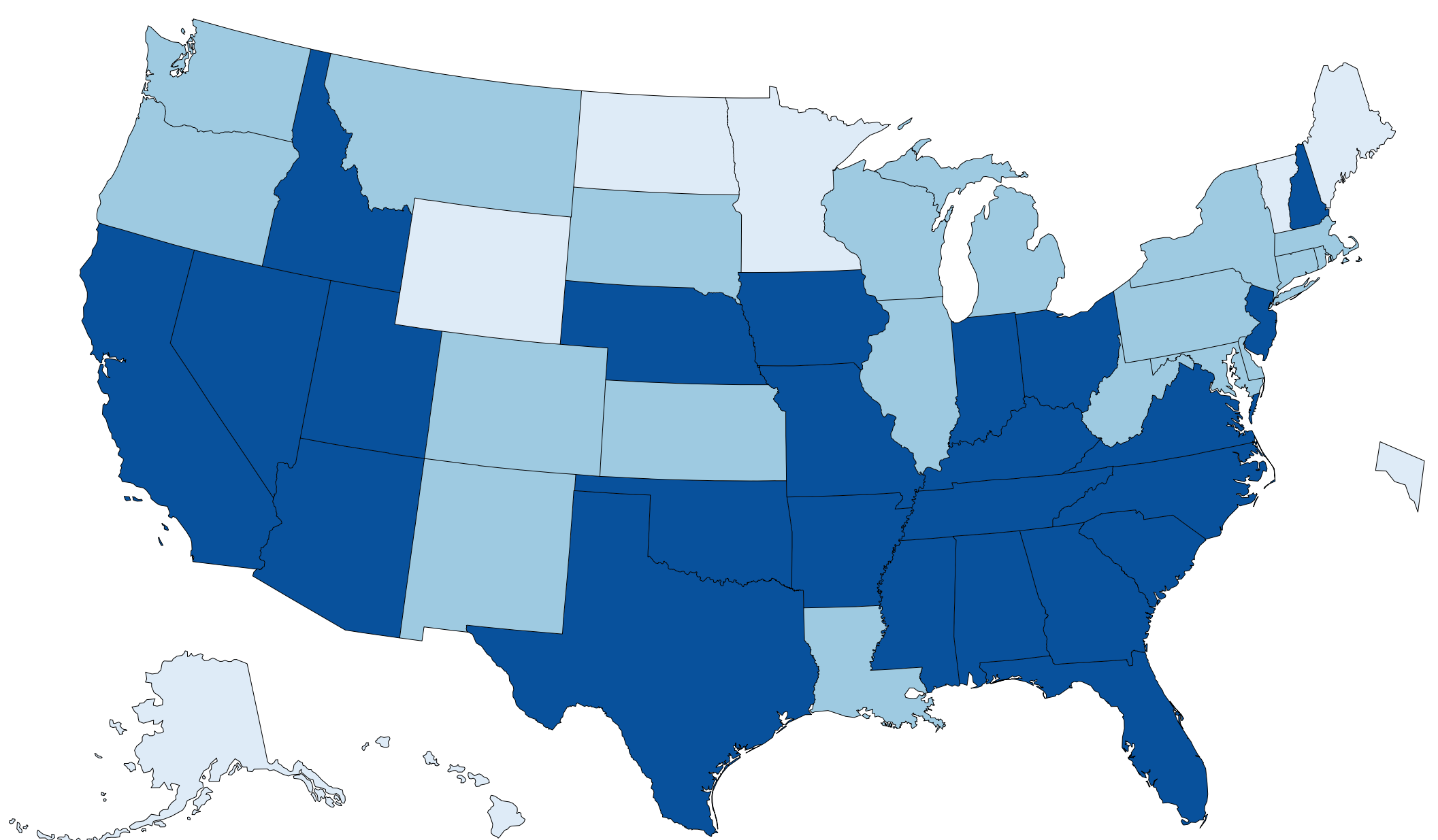
Maps, charts, and data provided by the CDC, updated daily by 8 pm ET[†]




- View:**
- Tests Performed
 - Percent Positive
- Time period:**
- Last 7 Days
 - Last 30 Days
 - All Time

COVID-19 Viral (RT-PCR) Laboratory Test 30-day Percent Positivity by State/Territory

COVID-19 Viral (RT-PCR) Laboratory Test 30-day Percent Positivity by State/Territory



Territories



30-day Percent Positivity



Download Map

Data table for COVID-19 Viral (RT-PCR) Laboratory Test 30-day Percent Positivity by State/Territory +

Do you need information on testing?

Find it [here](#)

[View and Download](#) COVID-19 Case Surveillance Public Use Data

[†]Data will update as soon as they are reviewed and verified, oftentimes before 8 pm ET. However, daily updates might be delayed due to delays in reported data.

Disclaimer: The data represent viral COVID-19 laboratory test (reverse transcription polymerase chain reaction) results from laboratories in the United States, including commercial and reference laboratories, public health laboratories, hospital laboratories, and other testing locations. The data represent laboratory test totals—not individual people—and exclude antibody and antigen tests. The data are provisional and subject to change. National total test counts reflect data from the previous day and may not match the sum of the data presented for all jurisdictions. Data reported for each state and territory may be delayed several days in order to mitigate discrepancies in daily test counts due to variation in jurisdiction reporting. The data may also not include results from all testing sites within a jurisdiction (e.g., point-of-care test sites) and therefore reflect the majority, but not all, COVID-19 tests in the United States. The data are reported to state and jurisdictional health departments in accordance with applicable state or local law and in accordance with the Coronavirus Aid, Relief, and Economic Security (CARES) Act (CARES Act Section 18115). The data for each state are sourced from either data submitted directly by the state health department via COVID-19 electronic laboratory reporting (CELR), or a combination of commercial, public health, and in-house hospital laboratories. CELR data are used for states that either submit line-level data or submit aggregate counts that do not include antigen or antibody tests. The data are available for public use on [HealthData.Gov](#).

HAVE QUESTIONS?

- Visit CDC-INFO
- Call 800-232-4636
- Email CDC-INFO
- Open 24/7

CDC INFORMATION

- About CDC
- Jobs
- Funding
- Policies
- File Viewers & Players

Privacy

- FOIA
- No Fear Act
- OIG
- Nondiscrimination
- Accessibility

CONNECT WITH CDC

