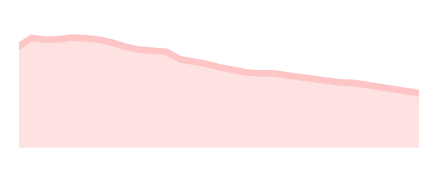


# COVID Data Tracker

Cases in US **26,761,047**

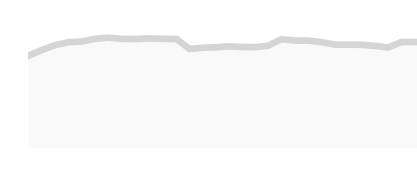
Cases in US Last 30 Days



Total Vaccines Administered **41.2M**

Deaths in US **460,582**

Deaths in US Last 30 Days



Data Tracker Home

Your Community +

Vaccinations -

Vaccinations in the US

**Vaccinations in Long Term Care Facilities**

Vaccination Trends

Cases & Deaths +

Demographic Trends +

Healthcare Systems +

Testing and Seroprevalence +

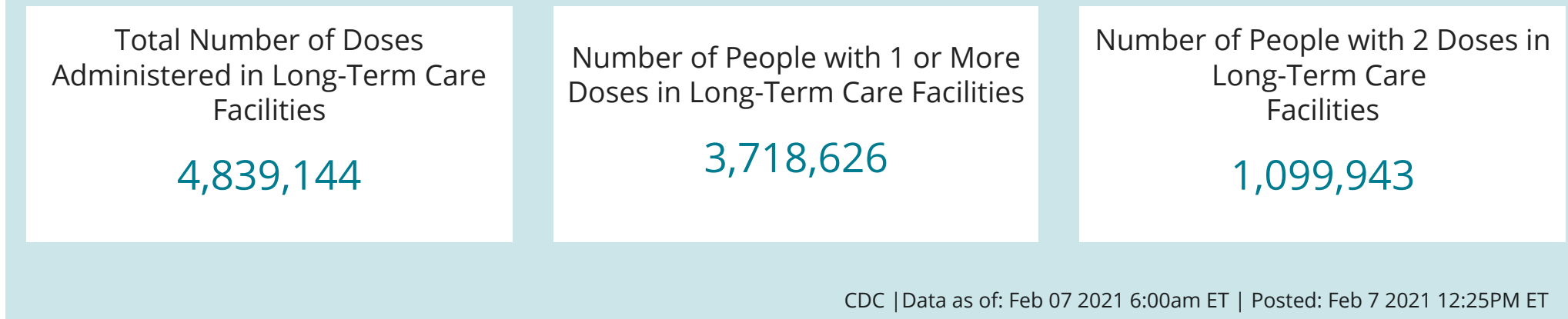
People at Increased Risk +

Communications Resources

COVID-19 Home

## Federal Pharmacy Partnership for Long-Term Care (LTC) Program

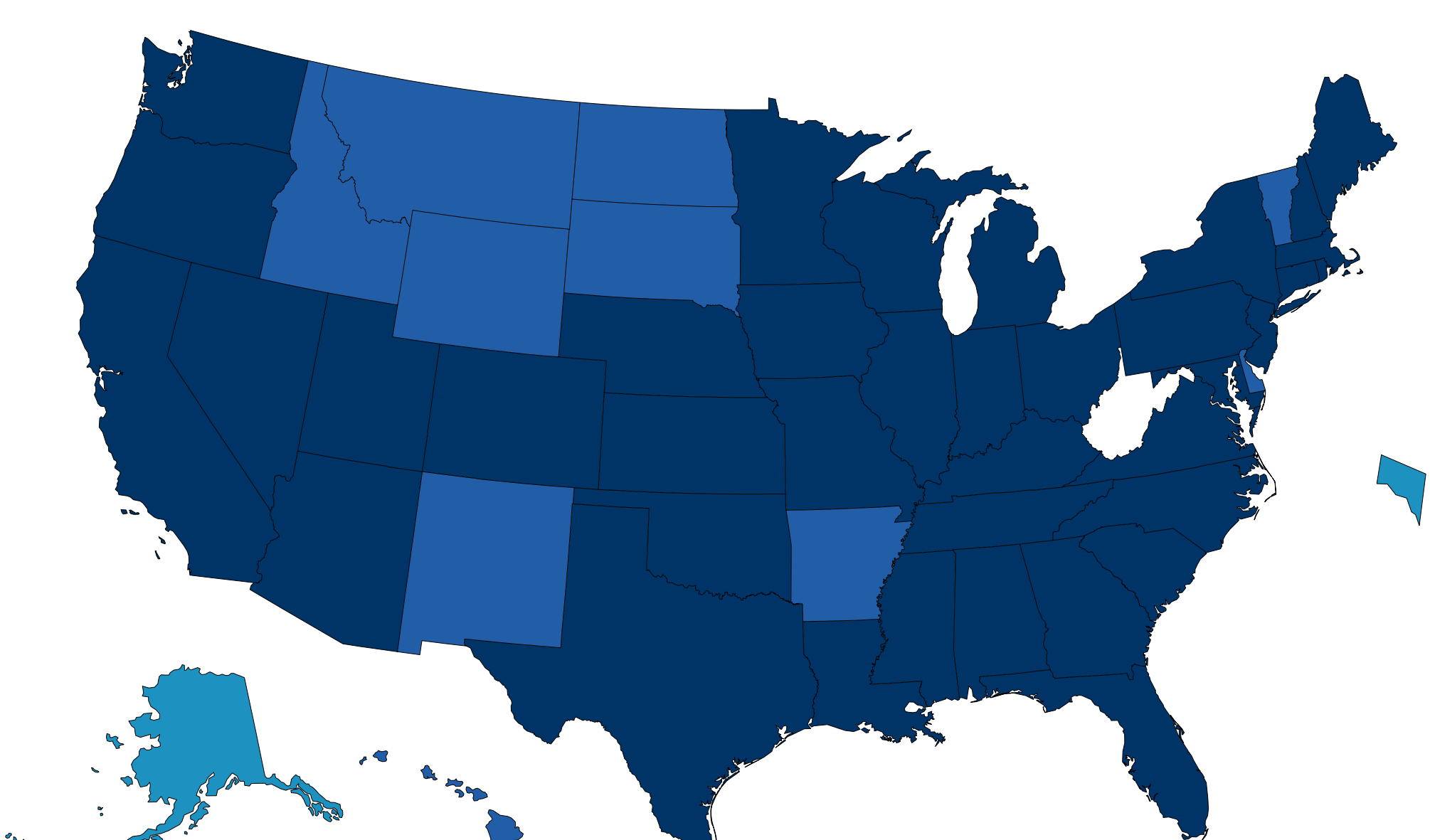
Maps, charts, and data provided by the CDC, updated daily by 8 pm ET†



CDC | Data as of: Feb 07 2021 6:00am ET | Posted: Feb 7 2021 12:25PM ET

- View:**
- Total Doses Administered
  - Number of People Receiving 1 or More Doses
  - Number of People Receiving 2 Doses

### Total Number of People Receiving Two Doses Reported to CDC by State/Territory, Federal Pharmacy Partnership for LTC Program



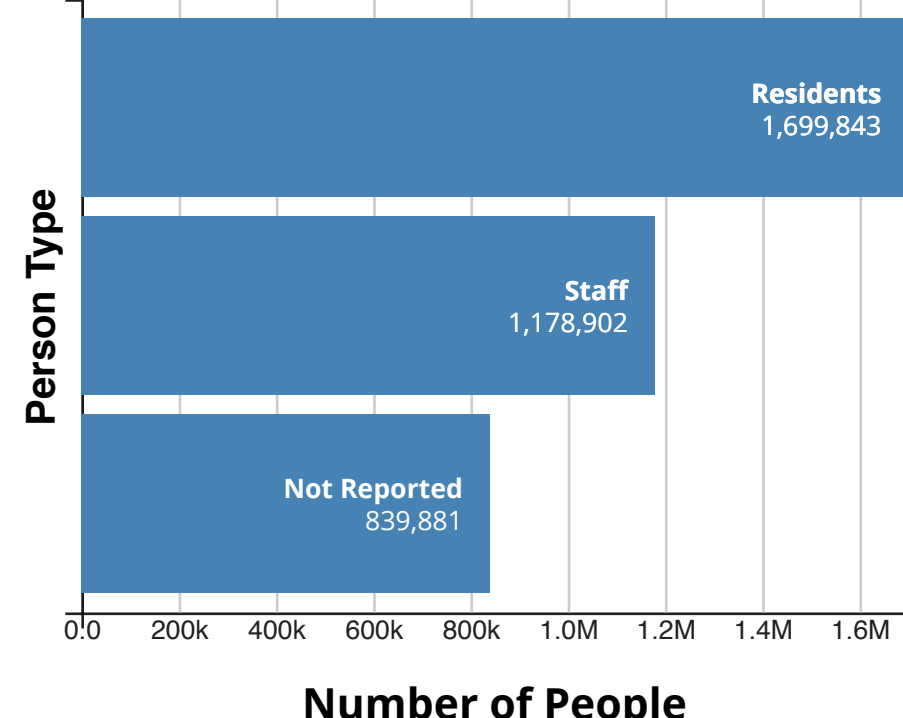
Territories

- GU  AS  RP  FM  MP  PR  MH  VI

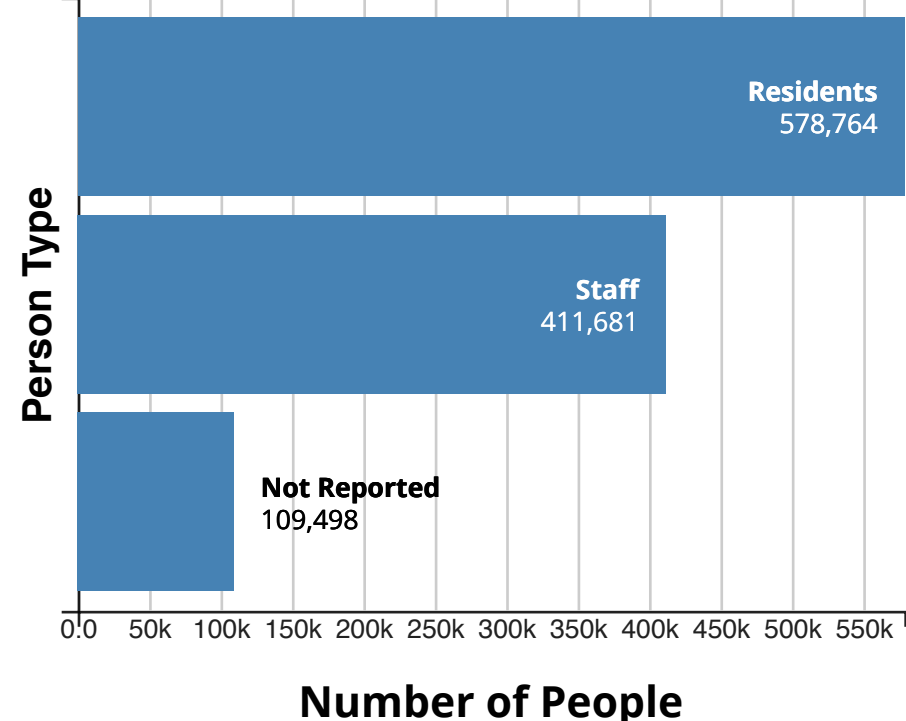
Total Number of People in LTC Receiving Two Doses

- No Data  0  1 - 100  101 - 500  501 - 1,000  1,001 - 5,000  5,001+

Number of People with 1 or More Doses in Long-Term Care Facilities



Number of People with 2 Doses in Long-Term Care Facilities



### Data Table for COVID-19 Vaccinations in Long Term Care Facilities

CDC | Updated: Feb 7 2021 12:25PM

[Download Data](#)

State/Territory	Total LTC Doses Administered	People in LTC with 1+ Doses	People in LTC with 2 Doses
Alaska	4305	3446	854
Alabama	54342	41033	13206
Arkansas	19878	17383	2485
American Samoa	N/A	N/A	N/A
Arizona	54507	48588	5755
California	437668	349217	87316
Colorado	88756	66166	22280
Connecticut	99458	66955	31933
District of Columbia	5175	4223	893
Delaware	25331	20373	4851
Florida	285319	206354	77520
Federated States of Micronesia	N/A	N/A	N/A
Georgia	80703	59007	21389
Guam	N/A	N/A	N/A
Hawaii	15823	12060	3758
Iowa	95091	71715	22929
Idaho	17313	13611	3654
Illinois	244337	196912	46942
Indiana	76571	64154	12292
Kansas	68146	48042	20022
Kentucky	73875	53335	20337
Louisiana	67799	59709	7854
Massachusetts	205203	149105	55084
Maryland	90949	68956	21518
Maine	28376	19858	8475
Marshall Islands	N/A	N/A	N/A
Michigan	158816	134871	23303
Minnesota	89365	78056	11114
Missouri	87089	75116	11780
Northern Mariana Islands	N/A	N/A	N/A
Mississippi	34141	26545	7524
Montana	14558	11480	3070
North Carolina	125948	106138	19461
North Dakota	5468	3449	1993
Nebraska	48260	35428	12703
New Hampshire	34748	23009	11638
New Jersey	160533	116894	43076
New Mexico	22266	19013	3133
Nevada	45073	38447	6565
New York State	281170	202772	75539
Ohio	279163	201759	75155
Oklahoma	46396	36820	9355
Oregon	64699	52112	12489
Pennsylvania	258894	186728	70879
Puerto Rico	40087	38923	1147
Rhode Island	28572	21527	6938
Republic of Palau	N/A	N/A	N/A
South Carolina	67254	53011	13799
South Dakota	10529	7856	2663
Tennessee	61273	53590	7549
Texas	356160	252611	101862
Utah	40040	29688	10280
Virginia	135569	100430	34089
Virgin Islands	N/A	N/A	N/A
Vermont	13790	9825	3899
Washington	85349	72430	12611
Wisconsin	85470	73039	12331
West Virginia	N/A	N/A	N/A
Wyoming	4467	3322	1132
United States	4839144	3718626	1099943

[View and Download COVID-19 Case Surveillance Public Use Data](#)

†Data will update as soon as they are reviewed and verified, oftentimes before 8 pm ET. However, daily updates might be delayed due to delays in reported data.

Data on doses of vaccine administered through the [Federal Pharmacy Partnership for Long-term Care \(LTC\) Program](#) include those received by CDC as of 6:00 am ET on the day of reporting. Updates will occur the following day when reporting coincides with a federal holiday.

The [Federal Pharmacy Partnership for Long-term Care \(LTC\) Program](#) is a partnership between CDC and CVS, Walgreens, and Managed Health Care Associates, Inc., to offer on-site COVID-19 vaccination services for residents of nursing homes and assisted living facilities. This program is being implemented in close coordination with jurisdictions, long-term care facilities, federal partners, including the Centers for Medicare and Medicaid Services, and professional organizations, including the American Health Care Association and Leading Age. Jurisdictions had the opportunity to launch the program as early as December 21 for Pfizer-BioNTech vaccine or December 28 for Moderna vaccine. The program provides COVID-19 vaccine to staff and residents in skilled nursing facilities (Part A) and assisted living and other similar facilities (Part B). Launch dates for Part A and Part B varied across jurisdictions. As of January 4, 2021, a total of 54 jurisdictions have started the program. Program start dates varied based on the jurisdiction. As of February 2, 2021, LTCF doses represent 13,386 skilled nursing facilities (Part A) and 35,778 assisted living and other similar facilities (Part B). Approximately 2.69 million doses (61%) of doses administered were given to residents and staff in skilled nursing facilities.

Pharmacy partners report to CDC on doses administered as part of the [Federal Pharmacy Partnership for Long-term Care \(LTC\) Program](#) within 72 hours of administration.

States and territories not participating in the [Federal Pharmacy Partnership for Long-term Care \(LTC\) Program](#) are shown on the map in white. These states and territories are implementing their own vaccination plans to reach LTC staff and residents.

#### Definitions:

**Total doses administered** are cumulative counts of individual COVID-19 vaccine for long-term care facilities participating in the [Federal Pharmacy Partnership for Long-term Care \(LTC\) Program](#) as reported to CDC by pharmacy partners.

**People receiving 1 or more doses** represent the total number of people who have received at least one dose of vaccine. **People receiving 2 doses** represent the number of people who have also received a second dose of vaccine.

\*\* The number of people receiving 1 or more doses and the number of people receiving 2 doses were determined based on information reported to CDC by pharmacy partners on dose number, administration date, recipient ID, and date of submission. A dose number was determined for nearly all reported doses administered but, because there are some missing data for dose number, the sum of people receiving 1 or more doses and people receiving 2 doses will not exactly equal the total doses administered.

**Staff and resident vaccinations** were determined based on administration type information received by CDC from pharmacy partners. Not all vaccine doses could be categorized as being administered to LTC staff or residents. Overall numbers of doses administered, people receiving 1 or more doses, and people receiving 2 doses include all vaccinations through the program, including those for which staff/resident status was not reported.

\***Doses distributed** information for the [Federal Pharmacy Partnership for Long-Term Care \(LTC\) Program](#) is not longer being reported because distribution data cannot be separated for the Federal Pharmacy Partnership for Long-Term Care (LTC) Program, the pharmacy retail transfer program, and doses distributed from state allocations directly to pharmacies.

#### HAVE QUESTIONS?

- [Visit CDC-INFO](#)
- [Call 800-232-4636](#)
- [Email CDC-INFO](#)
- [Open 24/7](#)

#### CDC INFORMATION

- [About CDC](#)
- [Jobs](#)
- [Funding](#)
- [Policies](#)
- [File Viewers & Players](#)

#### Privacy

- [FOIA](#)
- [No Fear Act](#)
- [OIG](#)
- [Nondiscrimination](#)
- [Accessibility](#)

#### CONNECT WITH CDC

- [Facebook](#)
- [Twitter](#)
- [Instagram](#)
- [LinkedIn](#)
- [YouTube](#)
- [RSS](#)
- [Email](#)