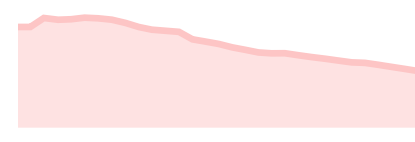


# COVID Data Tracker

Cases in US **26,653,558**

Cases in US Last 30 Days



Total Vaccines Administered **39.0M**

Deaths in US **457,762**

Deaths in US Last 30 Days



Data Tracker Home

Your Community +

Vaccinations +

Cases & Deaths +

Demographic Trends +

Healthcare Systems +

Testing and Seroprevalence -

**Nationwide Testing (RT-PCR)**

County Level Testing (RT-PCR)

National Seroprevalence

10-Site Seroprevalence

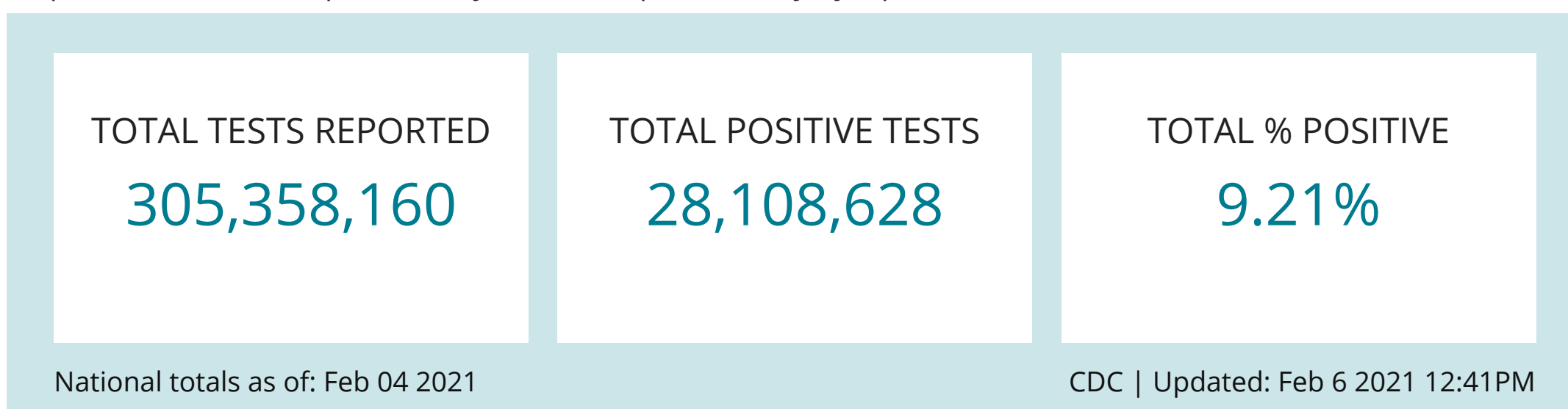
People at Increased Risk +

Communications Resources

COVID-19 Home

## United States Laboratory Testing

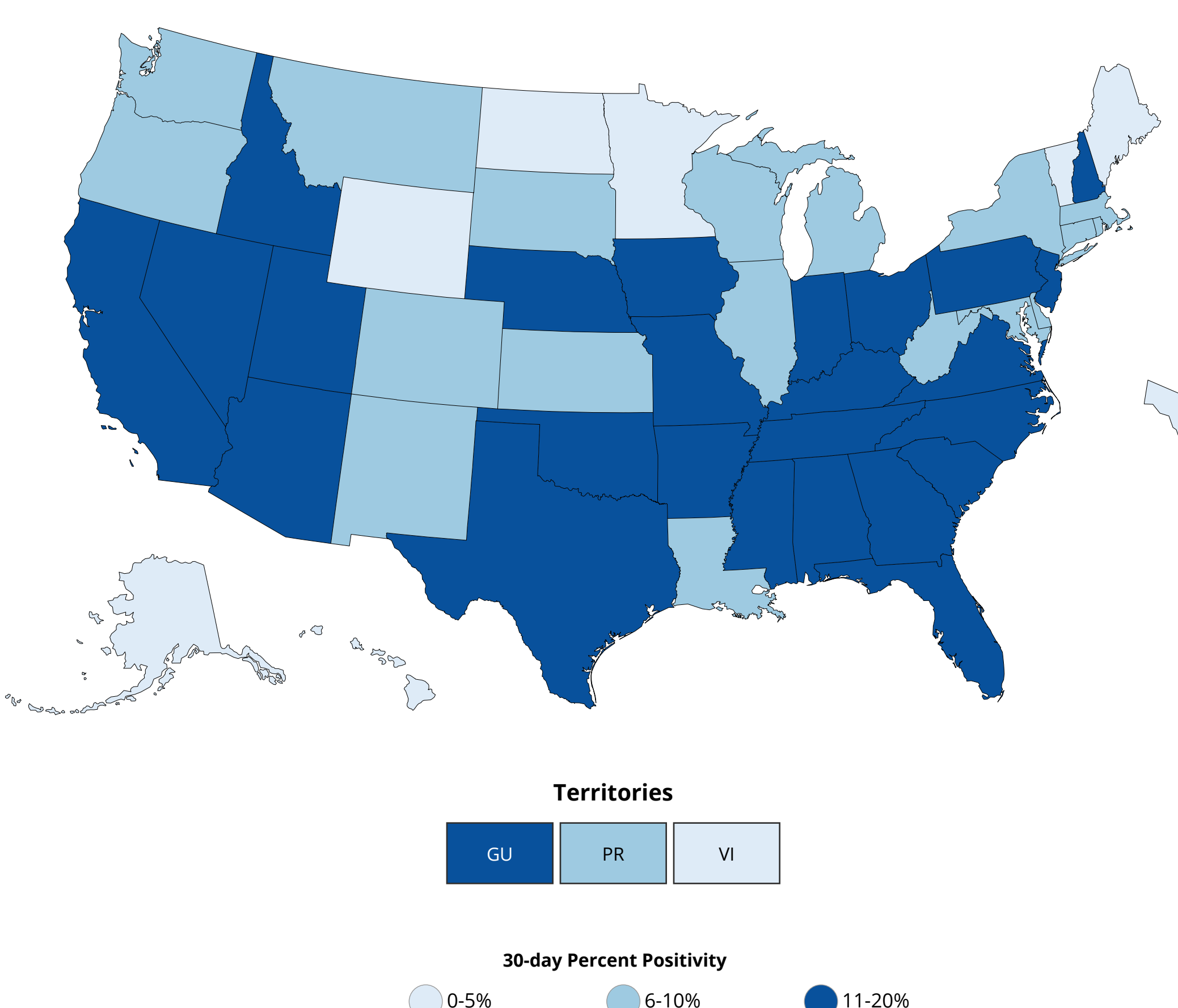
Maps, charts, and data provided by the CDC, updated daily by 8 pm ET†



- View:**
- Tests Performed
  - Percent Positive
- Time period:**
- Last 7 Days
  - Last 30 Days
  - All Time

COVID-19 Viral (RT-PCR) Laboratory Test 30-day Percent Positivity by State/Territory

### COVID-19 Viral (RT-PCR) Laboratory Test 30-day Percent Positivity by State/Territory



[Download Map](#)

Data table for COVID-19 Viral (RT-PCR) Laboratory Test 30-day Percent Positivity by State/Territory

CDC | Updated: Feb 6 2021 12:41PM

[Download Data](#)

State	30-day Percent Positivity	# Tests Performed Last 30 Days
Alabama	11-20%	412025
Arkansas	11-20%	322761
Arizona	11-20%	1062680
California	11-20%	7182748
Florida	11-20%	3342542
Georgia	11-20%	900616
Guam	11-20%	1132
Iowa	11-20%	281009
Idaho	11-20%	145942
Indiana	11-20%	729691
Kentucky	11-20%	483977
Missouri	11-20%	233446
Mississippi	11-20%	134383
North Carolina	11-20%	1510024
Nebraska	11-20%	178748
New Hampshire	11-20%	94432
New Jersey	11-20%	1488240
Nevada	11-20%	340146
Ohio	11-20%	1310937
Oklahoma	11-20%	176036
Pennsylvania	11-20%	1598387
South Carolina	11-20%	527547
Tennessee	11-20%	600226
Texas	11-20%	3245993
Utah	11-20%	458599
Virginia	11-20%	1000691
Colorado	6-10%	898428
Connecticut	6-10%	1335249
Delaware	6-10%	264956
Illinois	6-10%	1905446
Kansas	6-10%	391235
Louisiana	6-10%	578111
Massachusetts	6-10%	2653088
Maryland	6-10%	1284603
Michigan	6-10%	1202638
Montana	6-10%	123324
New Mexico	6-10%	205469
New York	6-10%	4804626
Oregon	6-10%	487991
Puerto Rico	6-10%	14291
Rhode Island	6-10%	335760
South Dakota	6-10%	31571
Washington	6-10%	415592
Wisconsin	6-10%	795564
West Virginia	6-10%	382496
Alaska	0-5%	215078
District of Columbia	0-5%	221178
Hawaii	0-5%	152404
Maine	0-5%	176778
Minnesota	0-5%	1205407
North Dakota	0-5%	98509
Virgin Islands	0-5%	3729
Vermont	0-5%	191585
Wyoming	0-5%	139020

### Do you need information on testing?

Find it [here](#)

[View and Download](#) COVID-19 Case Surveillance Public Use Data

†Data will update as soon as they are reviewed and verified, oftentimes before 8 pm ET. However, daily updates might be delayed due to delays in reported data.

**Disclaimer:** The data represent viral COVID-19 laboratory test (reverse transcription polymerase chain reaction) results from laboratories in the United States, including commercial and reference laboratories, public health laboratories, hospital laboratories, and other testing locations. The data represent laboratory test totals—not individual people—and exclude antibody and antigen tests. The data are provisional and subject to change. National total test counts reflect data from the previous day and may not match the sum of the data presented for all jurisdictions. Data reported for each state and territory may be delayed several days in order to mitigate discrepancies in daily test counts due to variation in jurisdiction reporting. The data may also not include results from all testing sites within a jurisdiction (e.g., point-of-care test sites) and therefore reflect the majority, but not all, COVID-19 tests in the United States. The data are reported to state and jurisdictional health departments in accordance with applicable state or local law and in accordance with the Coronavirus Aid, Relief, and Economic Security (CARES) Act (CARES Act Section 18115). The data for each state are sourced from either data submitted directly by the state health department via COVID-19 electronic laboratory reporting (CELR), or a combination of commercial, public health, and in-house hospital laboratories. CELR data are used for states that either submit line-level data or submit aggregate counts that do not include antigen or antibody tests. The data are available for public use on [HealthData.Gov](#).

**HAVE QUESTIONS?**

- Visit CDC-INFO
- Call 800-232-4636
- Email CDC-INFO
- Open 24/7

**CDC INFORMATION**

- About CDC
- Jobs
- Funding
- Policies
- File Viewers & Players

Privacy

- FOIA
- No Fear Act
- OIG
- Nondiscrimination
- Accessibility

**CONNECT WITH CDC**

- Facebook
- Twitter
- Instagram
- LinkedIn
- YouTube
- Podcast
- RSS
- Email