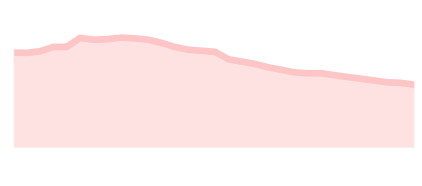


# COVID Data Tracker

Cases in US **26,277,125**

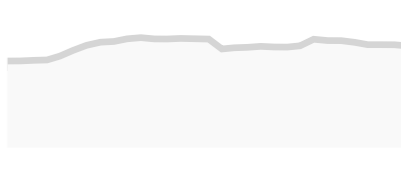
Cases in US Last 30 Days



Total Vaccines Administered **33.9M**

Deaths in US **445,264**

Deaths in US Last 30 Days



Data Tracker Home

Your Community +

Cases & Deaths +

Demographic Trends +

Healthcare Systems -

Healthcare Personnel

**Vaccinations in Long Term Care Facilities**

Trends in ED Visits

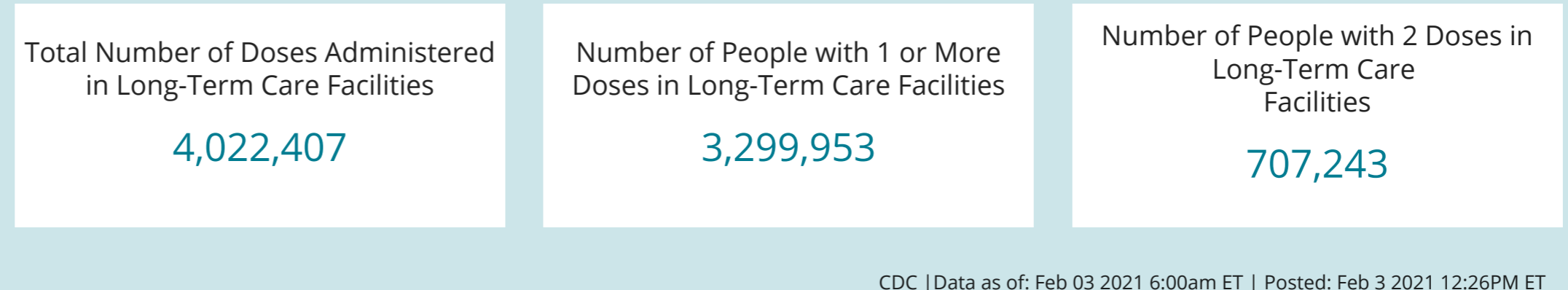
Testing and Seroprevalence +

People at Increased Risk +

COVID-19 Home

## Federal Pharmacy Partnership for Long-Term Care (LTC) Program

Maps, charts, and data provided by the CDC, updated daily by 8 pm ET<sup>†</sup>

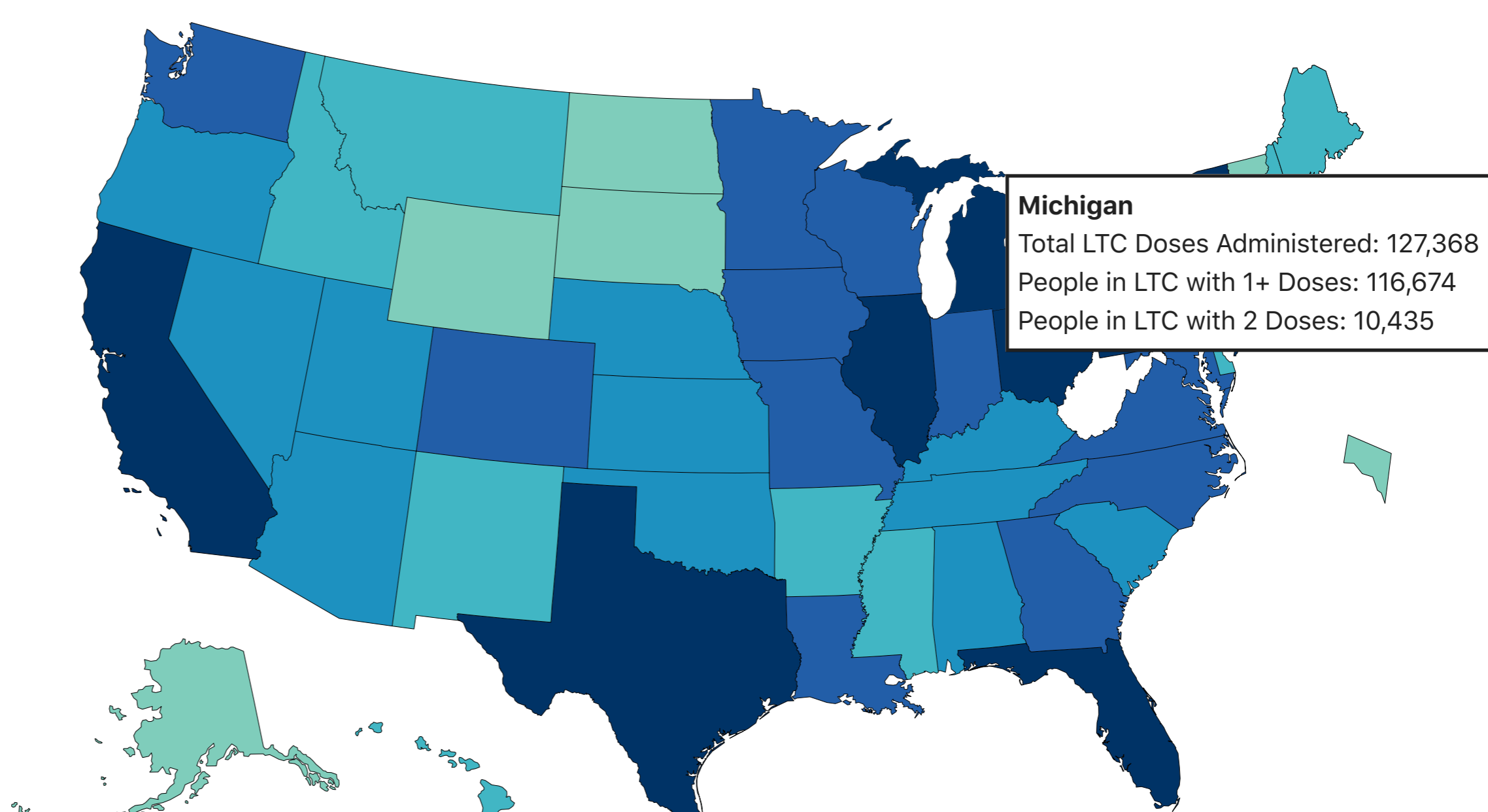


CDC | Data as of: Feb 03 2021 6:00am ET | Posted: Feb 3 2021 12:26PM ET

### View:

- Total Doses Administered
- Number of People Receiving 1 or More Doses
- Number of People Receiving 2 Doses

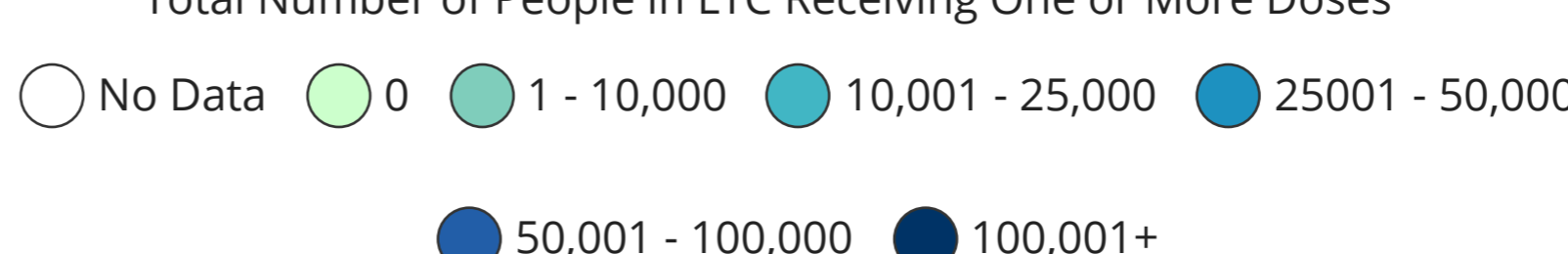
### Total Number of People Receiving One or More Doses Reported to CDC by State/Territory, Federal Pharmacy Partnership for LTC Program



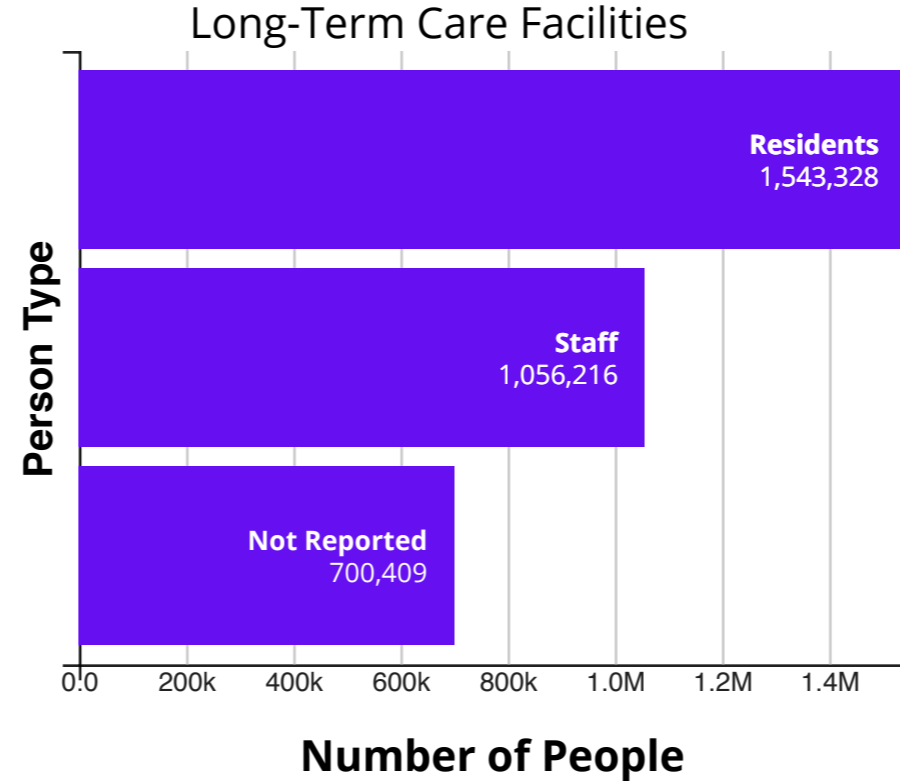
#### Territories

- GU
- AS
- RP
- FM
- MP
- PR
- MH
- VI

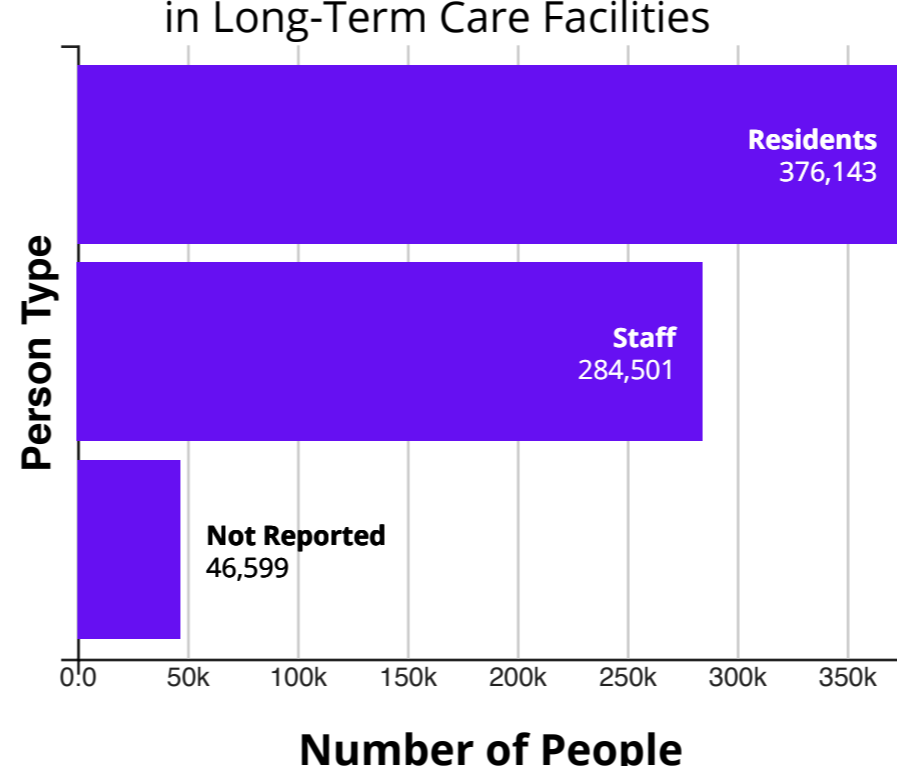
#### Total Number of People in LTC Receiving One or More Doses



#### Number of People with 1 or More Doses in Long-Term Care Facilities



#### Number of People with 2 Doses in Long-Term Care Facilities



### Data Table for COVID-19 Vaccinations in Long Term Care Facilities

CDC | Updated: Feb 3 2021 12:26PM

[Download Data](#)

State/Territory ↕	Total LTC Doses Administered ↕	People in LTC with 1+ Doses ↕	People in LTC with 2 Doses ↕
Alaska	3601	3133	465
Alabama	45487	37039	8366
Arkansas	17551	16415	1130
American Samoa	N/A	N/A	N/A
Arizona	42214	39465	2680
California	348056	299297	48059
Colorado	74292	60902	13225
Connecticut	89515	63903	25097
District of Columbia	3567	3355	186
Delaware	22691	18792	3808
Florida	239647	190525	48057
Federated States of Micronesia	N/A	N/A	N/A
Georgia	66059	53605	12219
Guam	N/A	N/A	N/A
Hawaii	13377	11129	2246
Iowa	78649	63302	15057
Idaho	14261	12513	1731
Illinois	195000	163643	30995
Indiana	63054	57763	5226
Kansas	56134	44254	11809
Kentucky	64741	49338	15241
Louisiana	54245	50974	3138
Massachusetts	170004	134325	34802
Maryland	72559	55818	16329
Maine	24566	18467	6071
Marshall Islands	N/A	N/A	N/A
Michigan	127368	116674	10435
Minnesota	75858	70049	5701
Missouri	73309	68022	5166
Northern Mariana Islands	N/A	N/A	N/A
Mississippi	26777	23517	3206
Montana	12181	10333	1841
North Carolina	101624	94492	6936
North Dakota	4833	3348	1466
Nebraska	44176	33932	10167
New Hampshire	31283	21192	9999
New Jersey	135904	107075	28438
New Mexico	18491	17158	1240
Nevada	37307	32646	4619
New York State	247086	188076	56358
Ohio	240000	180247	58224
Oklahoma	40699	33964	6536
Oregon	52281	42746	9451
Pennsylvania	219033	162253	55804
Puerto Rico	31357	31165	184
Rhode Island	24125	18545	5501
Republic of Palau	N/A	N/A	N/A
South Carolina	53135	46608	6386
South Dakota	9554	7462	2083
Tennessee	50756	47289	3376
Texas	299527	230818	67297
Utah	33520	26968	6507
Virginia	111162	90350	20000
Virgin Islands	N/A	N/A	N/A
Vermont	11668	9021	2587
Washington	69976	62622	7136
Wisconsin	63618	59506	4072
West Virginia	N/A	N/A	N/A
Wyoming	3581	3061	512
United States	4022407	3299953	707243

[View and Download](#) COVID-19 Case Surveillance Public Use Data

<sup>†</sup>Data will update as soon as they are reviewed and verified, oftentimes before 8 pm ET. However, daily updates might be delayed due to delays in reported data.

Data on doses of vaccine administered through the Federal Pharmacy Partnership for Long-term Care (LTC) Program include those received by CDC as of 6:00 am ET on the day of reporting. Updates will occur the following day when reporting coincides with a federal holiday.

The Federal Pharmacy Partnership for Long-term Care (LTC) Program is a partnership between CDC and CVS, Walgreens, and Managed Health Care Associates, Inc., to offer on-site COVID-19 vaccination services for residents of nursing homes and assisted living facilities. This program is being implemented in close coordination with jurisdictions, long-term care facilities, federal partners, including the Centers for Medicare and Medicaid Services, and professional organizations, including the American Health Care Association and Leading Age. Jurisdictions had the opportunity to launch the program as early as December 21 for Pfizer-BioNTech vaccine or December 28 for Moderna vaccine. The Program provides COVID-19 vaccine to staff and residents in skilled nursing facilities (Part A) and assisted living and other similar facilities (Part B). Launch dates for Part A and Part B varied across jurisdictions. As of January 4, 2021, a total of 54 jurisdictions had the program as started the program start dates varied based on the jurisdiction. As of February 2, LTCF doses represent 13,362 skilled nursing facilities (Part A) and 34,061 assisted living and other similar facilities (Part B). Approximately 2.57 million doses (62%) of doses administered were given to residents and staff in skilled nursing facilities.

Pharmacy partners report to CDC on doses administered as part of the Federal Pharmacy Partnership for Long-term Care (LTC) Program within 72 hours of administration.

States and territories not participating in the Federal Pharmacy Partnership for Long-term Care (LTC) Program are shown on the map in white. These states and territories are implementing their own vaccination plans to reach LTC staff and residents.

#### Definitions:

**Total doses administered** are cumulative counts of individual COVID-19 vaccine doses administered to residents and staff in long-term care facilities participating in the Federal Pharmacy Partnership for Long-term Care (LTC) Program as reported to CDC by pharmacy partners.

**People receiving 1 or more doses** represent the total number of people who have received at least one dose of vaccine. **People receiving 2 doses** represent the number of people who have also received a second dose of vaccine.

\*\* The number of people receiving 1 or more doses and the number of people receiving 2 doses were determined based on information reported to CDC by pharmacy partners on dose number, administration date, recipient ID, and date of submission. A dose number was determined for nearly all reported doses administered but, because there are some missing data for dose number, the sum of people receiving 1 or more doses and people receiving 2 doses will not exactly equal the total doses administered.

**Staff and resident vaccinations** were determined based on administration type information received by CDC from pharmacy partners. Not all vaccine doses could be categorized as being administered to LTC staff or residents. Overall numbers of doses administered, people receiving 1 or more doses, and people receiving 2 doses include all vaccinations through the program, including those for which staff/resident status was not reported.

**\*Doses distributed** information for the Federal Pharmacy Partnership for Long-Term Care (LTC) Program is no longer being reported because distribution data cannot be separated from the Federal Pharmacy Partnership for Long-Term Care (LTC) Program, the pharmacy retail transfer program, and doses distributed from state allocations directly to pharmacies.

#### HAVE QUESTIONS?

- [Visit CDC-INFO](#)
- [Call 800-232-4636](#)
- [Email CDC-INFO](#)
- [Open 24/7](#)

#### CDC INFORMATION

- [About CDC](#)
- [Jobs](#)
- [Funding](#)
- [Policies](#)
- [File Viewers & Players](#)

#### Privacy

- [FOIA](#)
- [No Fear Act](#)
- [OIG](#)
- [Nondiscrimination](#)
- [Accessibility](#)

#### CONNECT WITH CDC

- [Facebook](#)
- [Twitter](#)
- [Instagram](#)
- [LinkedIn](#)
- [YouTube](#)
- [RSS](#)
- [Email](#)