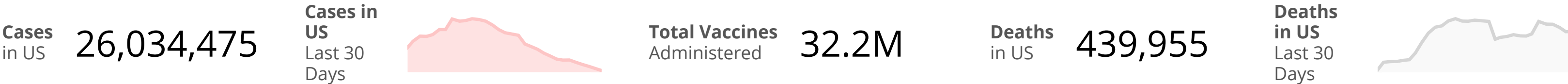


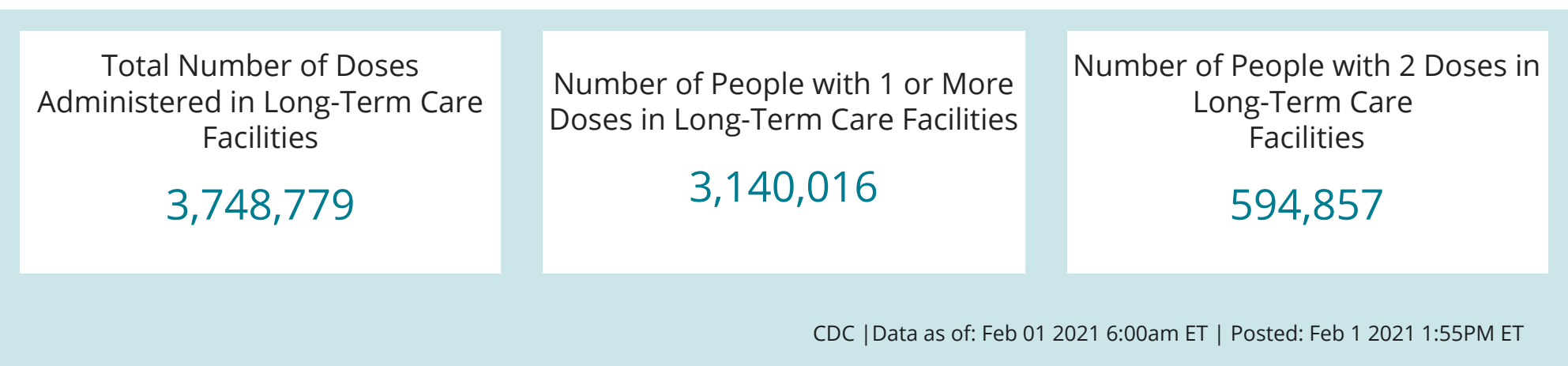
COVID Data Tracker



- Data Tracker Home
- Your Community +
- Cases & Deaths +
- Demographic Trends +
- Healthcare Systems -
- Healthcare Personnel
- Vaccinations in Long Term Care Facilities
- Trends in ED Visits
- Testing and Seroprevalence +
- People at Increased Risk +
- COVID-19 Home

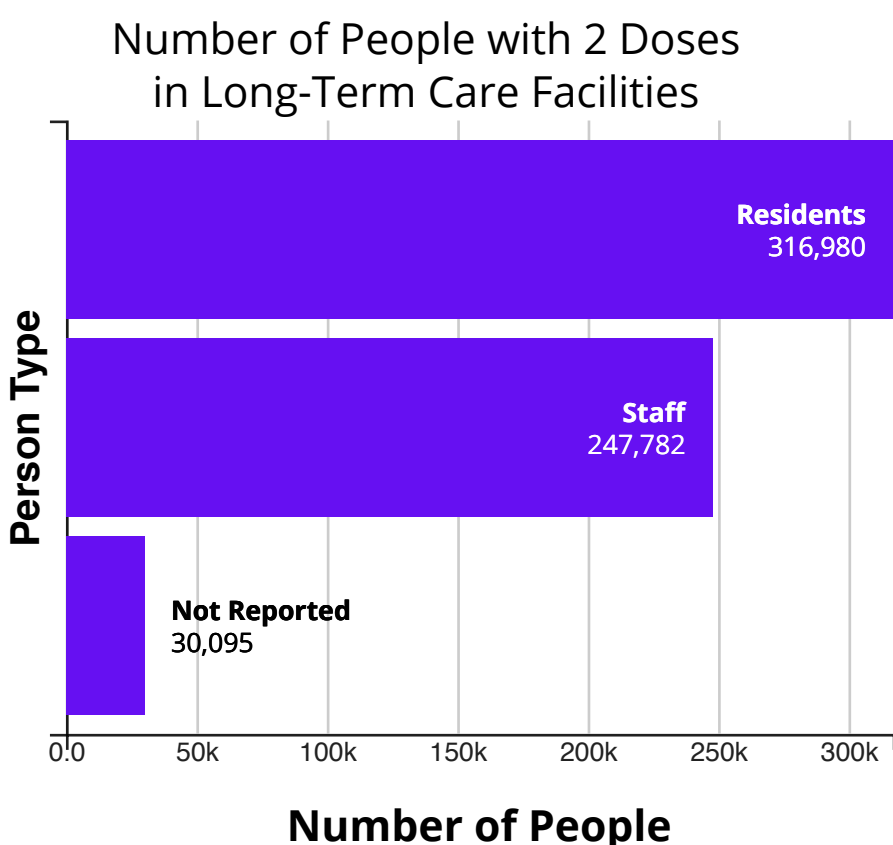
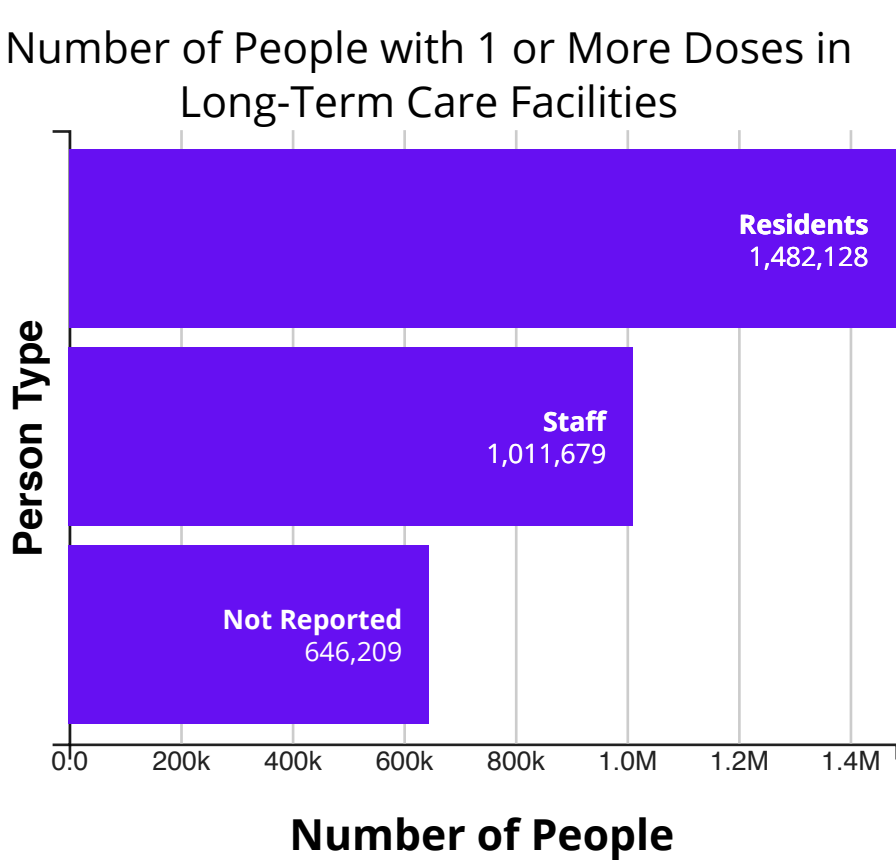
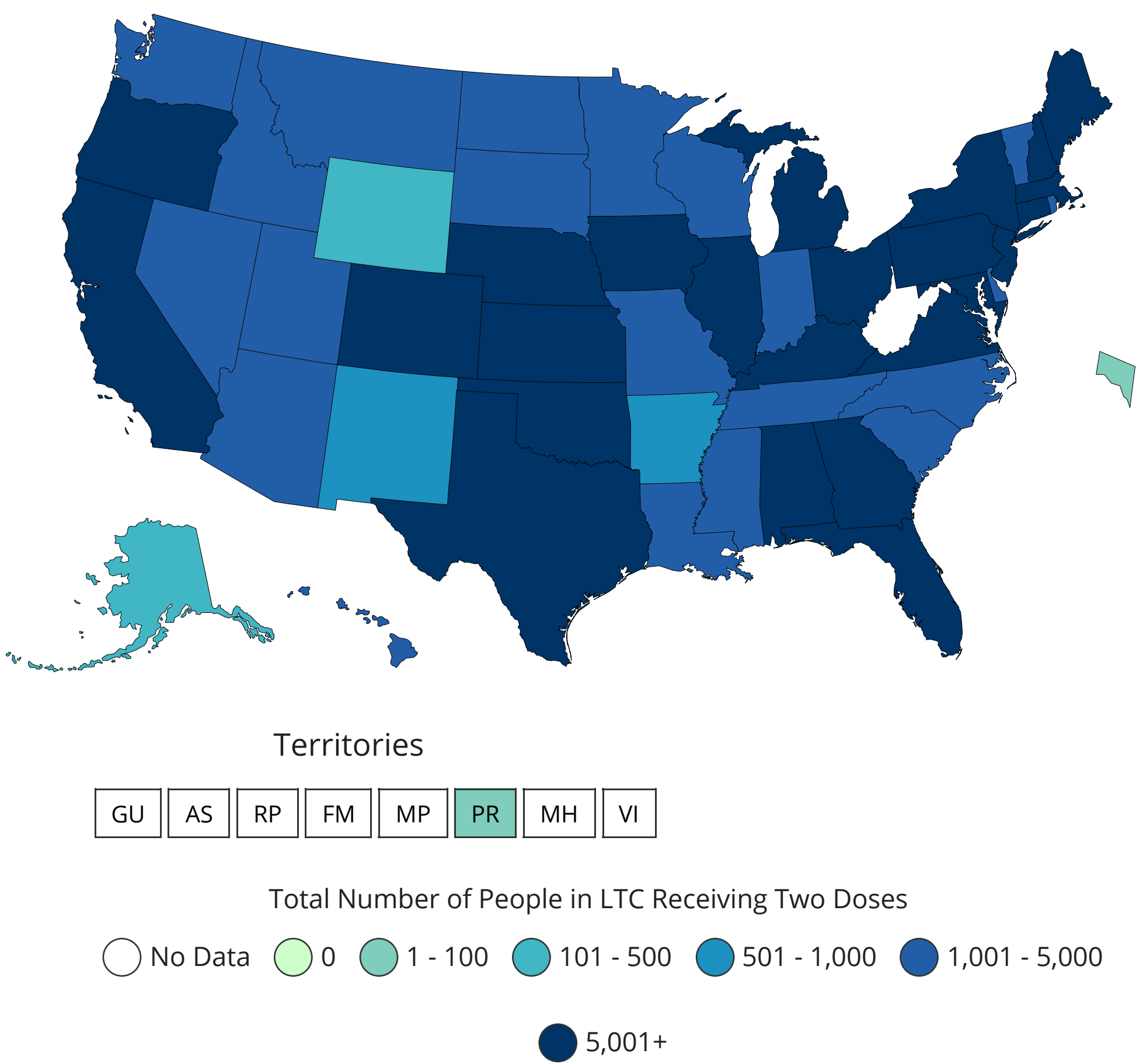
Federal Pharmacy Partnership for Long-Term Care (LTC) Program

Maps, charts, and data provided by the CDC, updated daily by 8 pm ET[†]



- View:
- ☐ Total Doses Administered
 - ☐ Number of People Receiving 1 or More Doses
 - ☒ Number of People Receiving 2 Doses

Total Number of People Receiving Two Doses Reported to CDC by State/Territory, Federal Pharmacy Partnership for LTC Program



Data Table for COVID-19 Vaccinations in Long Term Care Facilities

[View and Download](#) COVID-19 Case Surveillance Public Use Data

[†]Data will update as soon as they are reviewed and verified, oftentimes before 8 pm ET. However, daily updates might be delayed due to delays in reported data.

Data on doses of vaccine administered through the [Federal Pharmacy Partnership for Long-term Care \(LTC\) Program](#) include those received by CDC as of 6:00 am ET on the day of reporting. Updates will occur the following day when reporting coincides with a federal holiday.

The [Federal Pharmacy Partnership for Long-term Care \(LTC\) Program](#) is a partnership between CDC and CVS, Walgreens, and Managed Health Care Associates, Inc., to offer on-site COVID-19 vaccination services for residents of nursing homes and assisted living facilities. This program is being implemented in close coordination with jurisdictions, long-term care facilities, federal partners, including the Centers for Medicare and Medicaid Services, and professional organizations, including the American Health Care Association and Leading Age. Jurisdictions had the opportunity to launch the program as early as December 21 for Pfizer-BioNTech vaccine or December 28 for Moderna vaccine. The Program provides COVID-19 vaccine to staff and residents in skilled nursing facilities (Part A) and assisted living and other similar facilities (Part B). Launch dates for Part A and Part B varied across jurisdictions. As of January 4, 2021, a total of 54 jurisdictions have started the program. Program start dates varied based on the jurisdiction. As of January 31, LTCF doses represent 13,311 skilled nursing facilities (Part A) and 30,131 assisted living and other similar facilities (Part B). Approximately 2.35 million doses (63%) of doses administered were given to residents and staff in skilled nursing facilities.

Pharmacy partners report to CDC on doses administered as part of the [Federal Pharmacy Partnership for Long-term Care \(LTC\) Program](#) within 72 hours of administration.

States and territories not participating in the [Federal Pharmacy Partnership for Long-term Care \(LTC\) Program](#) are shown on the map in white. These states and territories are implementing their own vaccination plans to reach LTC staff and residents.

Definitions:

Total doses administered are cumulative counts of individual COVID-19 vaccine doses administered to residents and staff in long-term care facilities participating in the [Federal Pharmacy Partnership for Long-term Care \(LTC\) Program](#) as reported to CDC by pharmacy partners.

People receiving 1 or more doses represent the total number of people who have received at least one dose of vaccine. **People receiving 2 doses** represent the number of people who have also received a second dose of vaccine.

** The number of people receiving 1 or more doses and the number of people receiving 2 doses were determined based on information reported to CDC by pharmacy partners on dose number, administration date, recipient ID, and date of submission. A dose number was determined for nearly all reported doses administered but, because there are some missing data for dose number, the sum of people receiving 1 or more doses and people receiving 2 doses will not exactly equal the total doses administered.

Staff and resident vaccinations were determined based on administration type information received by CDC from pharmacy partners. Not all vaccine doses could be categorized as being administered to LTC staff or residents. Overall numbers of doses administered, people receiving 1 or more doses, and people receiving 2 doses include all vaccinations through the program, including those for which staff/resident status was not reported.

***Doses distributed** information for the Federal Pharmacy Partnership for Long-Term Care (LTC) Program is no longer being reported because distribution data cannot be separated for the Federal Pharmacy Partnership for Long-Term Care (LTC) Program, the pharmacy retail transfer program, and doses distributed from state allocations directly to pharmacies.

HAVE QUESTIONS?

- Visit CDC-INFO
- Call 800-232-4636
- Email CDC-INFO
- Open 24/7

CDC INFORMATION

- About CDC
- Jobs
- Funding
- Policies
- File Viewers & Players

Privacy

- FOIA
- No Fear Act
- OIG
- Nondiscrimination
- Accessibility

CONNECT WITH CDC

