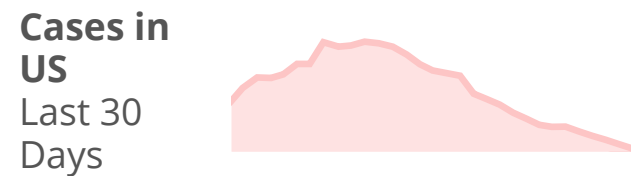


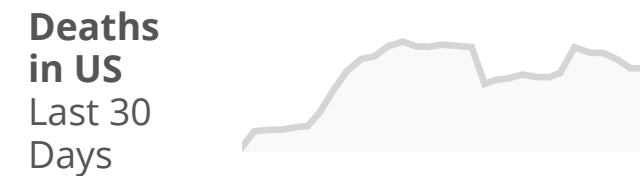
COVID Data Tracker

Cases in US **26,034,475**



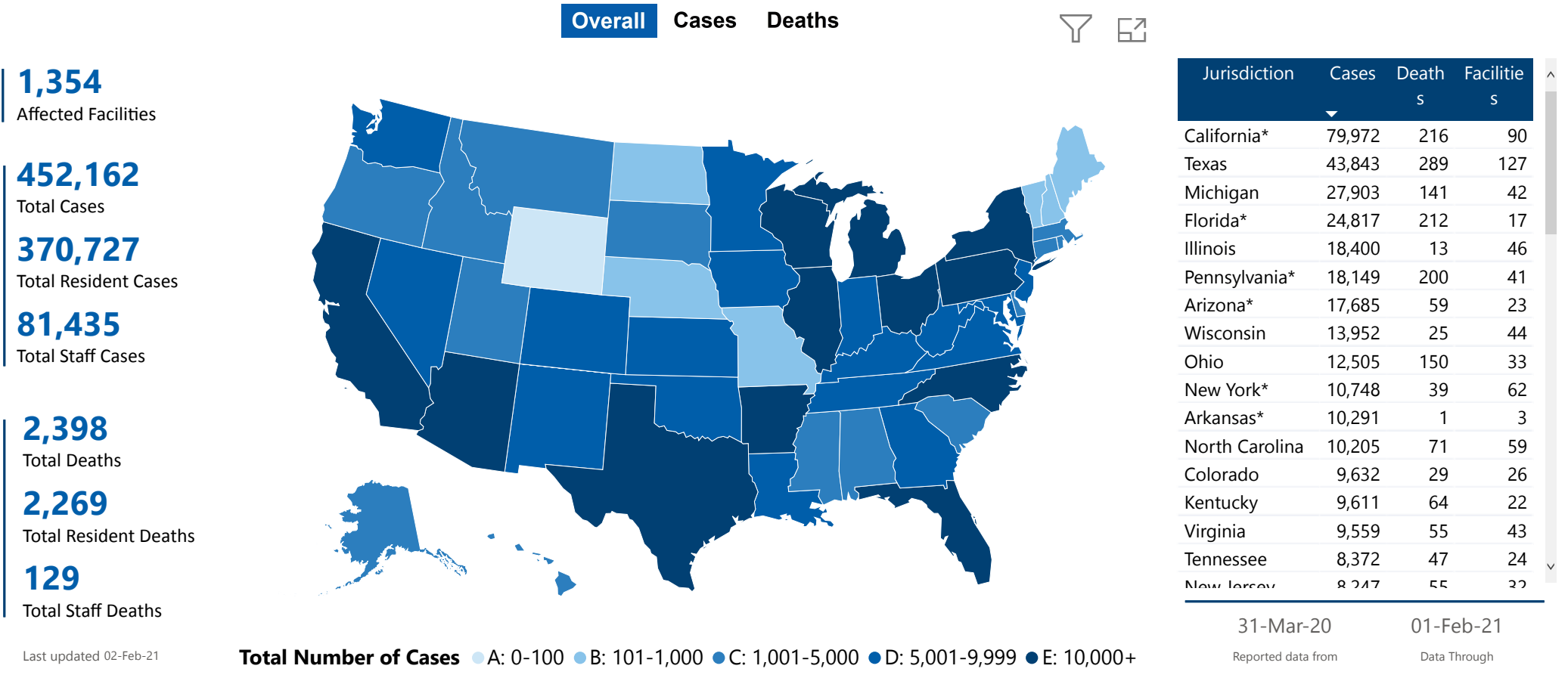
Total Vaccines Administered **32.2M**

Deaths in US **439,955**



- Data Tracker Home
- Your Community +
- Cases & Deaths +
- Demographic Trends +
- Healthcare Systems +
- Testing and Seroprevalence +
- People at Increased Risk -
- Underlying Medical Conditions
- Pregnant Women
- Correctional Facilities**
- COVID-19 Home

Confirmed COVID-19 Cases and Deaths in US Correctional and Detention Facilities By State



Cases and deaths are reported by state Department of Corrections and the Federal Bureau of Prisons at the facility-level unless indicated by *, which designates cumulative state-wide totals (county-wide for DC) from one or more facilities, not named, in addition to cases and deaths reported from any named facilities. Data contain cumulative confirmed COVID-19 counts in U.S. correctional and detention facilities, separately for staff and residents, starting from March 31, 2020. Data collected from the Department of Corrections websites are principally represented by prisons, with exception of a few states that include jails. Citation: UCLA Law COVID-19 Behind Bars Data Project, <https://law.ucla.edu/centers/criminal-justice/criminal-justice-program/related-programs/covid-19-behind-bars-data-project/>

Microsoft Power BI < 1 of 3 > [in](#) [twitter](#) [f](#) [share](#) [link](#)

Want to learn more about COVID-19 in correctional facilities?
 Find more [information and resources](#)

[View and Download](#) COVID-19 Case Surveillance Public Use Data

HAVE QUESTIONS?
 Visit CDC-INFO
 Call 800-232-4636
 Email CDC-INFO
 Open 24/7

CDC INFORMATION
 About CDC
 Jobs
 Funding
 Policies
 File Viewers & Players

Privacy
 FOIA
 No Fear Act
 OIG
 Nondiscrimination
 Accessibility

CONNECT WITH CDC
[f](#) [twitter](#) [instagram](#) [in](#) [snapchat](#)
[youtube](#) [rss](#) [email](#)