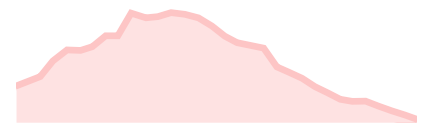


COVID Data Tracker

Cases in US **25,921,703**

Cases in US Last 30 Days



Total Vaccines Administered **31.1M**

Deaths in US **438,035**

Deaths in US Last 30 Days



Data Tracker Home

Your Community +

Cases & Deaths +

Demographic Trends +

Healthcare Systems +

Testing and Seroprevalence +

Nationwide Testing (RT-PCR)

County Level Testing (RT-PCR)

National Seroprevalence

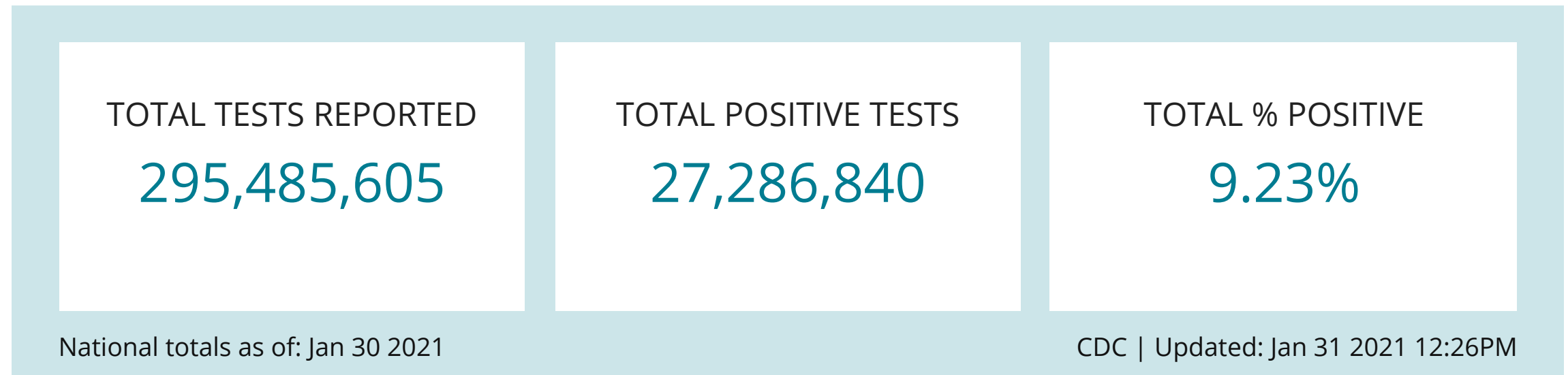
10-Site Seroprevalence

People at Increased Risk +

COVID-19 Home

United States Laboratory Testing

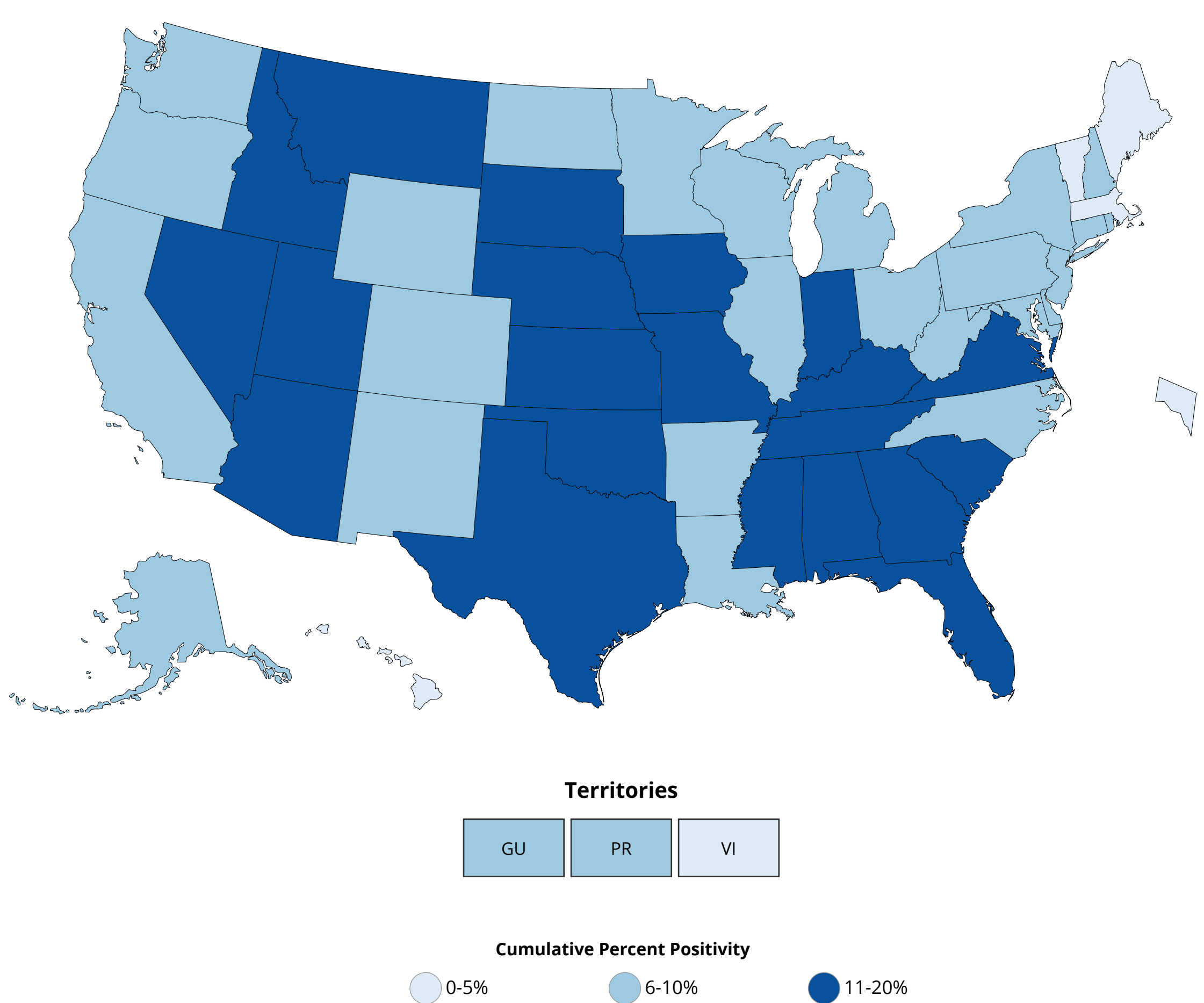
Maps, charts, and data provided by the CDC, updated daily by 8 pm ET†



View:
 Tests Performed
 Percent Positive

Time period:
 Last 7 Days
 Last 30 Days
 All Time

COVID-19 Viral (RT-PCR) Laboratory Test Cumulative Percent Positivity by State/Territory



Download Map

Data table for COVID-19 Viral (RT-PCR) Laboratory Test Cumulative Percent Positivity by State/Territory

CDC | Updated: Jan 31 2021 12:26PM

Download Data

State	Cumulative Percent Positivity	Cumulative Tests Performed
Alabama	11-20%	3537571
Arizona	11-20%	5284464
Florida	11-20%	20345297
Georgia	11-20%	6074080
Iowa	11-20%	2691869
Idaho	11-20%	1136704
Indiana	11-20%	6307261
Kansas	11-20%	2228578
Kentucky	11-20%	3157310
Missouri	11-20%	2372479
Mississippi	11-20%	1099444
Montana	11-20%	857870
Nebraska	11-20%	1571906
Nevada	11-20%	2556910
Oklahoma	11-20%	1335439
South Carolina	11-20%	3396879
South Dakota	11-20%	497234
Tennessee	11-20%	5629648
Texas	11-20%	18149218
Utah	11-20%	3164288
Virginia	11-20%	5575793
Alaska	6-10%	1574546
Arkansas	6-10%	2213286
California	6-10%	36245095
Colorado	6-10%	5008714
Connecticut	6-10%	5933130
Delaware	6-10%	1386069
Guam	6-10%	72343
Illinois	6-10%	12916470
Louisiana	6-10%	4796871
Maryland	6-10%	7172193
Michigan	6-10%	9617473
Minnesota	6-10%	7786170
North Carolina	6-10%	7851404
North Dakota	6-10%	1116789
New Hampshire	6-10%	797801
New Jersey	6-10%	8649834
New Mexico	6-10%	1624801
New York	6-10%	26771493
Ohio	6-10%	8849782
Oregon	6-10%	3307133
Pennsylvania	6-10%	9606093
Puerto Rico	6-10%	352934
Rhode Island	6-10%	1785399
Washington	6-10%	3422621
Wisconsin	6-10%	6827208
West Virginia	6-10%	1983429
Wyoming	6-10%	620290
District of Columbia	0-5%	1253209
Hawaii	0-5%	913827
Massachusetts	0-5%	13066533
Maine	0-5%	937079
Virgin Islands	0-5%	25266
Vermont	0-5%	879334

Do you need information on testing?

Find it [here](#)

[View and Download](#) COVID-19 Case Surveillance Public Use Data

†Data will update as soon as they are reviewed and verified, oftentimes before 8 pm ET. However, daily updates might be delayed due to delays in reported data.

Disclaimer: The data represent viral COVID-19 laboratory test (reverse transcription polymerase chain reaction) results from laboratories in the United States, including commercial and reference laboratories, public health laboratories, hospital laboratories, and other testing locations. The data represent laboratory test totals—not individual people—and exclude antibody and antigen tests. The data are provisional and subject to change. National total test counts reflect data from the previous day and may not match the sum of the data presented for all jurisdictions. Data reported for each state and territory may be delayed several days in order to mitigate discrepancies in daily test counts due to variation in jurisdiction reporting. The data may also not include results from all testing sites within a jurisdiction (e.g., point-of-care test sites) and therefore reflect the majority, but not all, COVID-19 tests in the United States. The data are reported to state and jurisdictional health departments in accordance with applicable state or local law and in accordance with the Coronavirus Aid, Relief, and Economic Security (CARES) Act (CARES Act Section 18115). The data for each state are sourced from either data submitted directly by the state health department via COVID-19 electronic laboratory reporting (CELR), or a combination of commercial, public health, and in-house hospital laboratories. CELR data are reported for states that either submit line-level data or submit aggregate counts that do not include antigen or antibody tests. The data are available for public use on [HealthData.Gov](#).

HAVE QUESTIONS?

- Visit CDC-INFO
- Call 800-232-4636
- Email CDC-INFO
- Open 24/7

CDC INFORMATION

- About CDC
- Jobs
- Funding
- Policies
- File Viewers & Players

Privacy

- FOIA
- No Fear Act
- OIG
- Nondiscrimination
- Accessibility

CONNECT WITH CDC

- Facebook
- Twitter
- Instagram
- LinkedIn
- YouTube
- SoundCloud
- CDC
- RSS
- Email