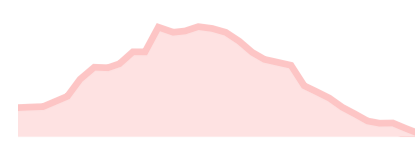


COVID Data Tracker

Cases in US **25,615,268**


Cases in US Last 30 Days



Total Vaccines Administered **27.9M**

Deaths in US **431,619**

Deaths in US Last 30 Days



Data Tracker Home

Your Community +

Cases & Deaths +

Demographic Trends +

Healthcare Systems +

Testing and Seroprevalence +

Nationwide Testing (RT-PCR)

County Level Testing (RT-PCR)

National Seroprevalence

10-Site Seroprevalence

People at Increased Risk +

COVID-19 Home

United States Laboratory Testing

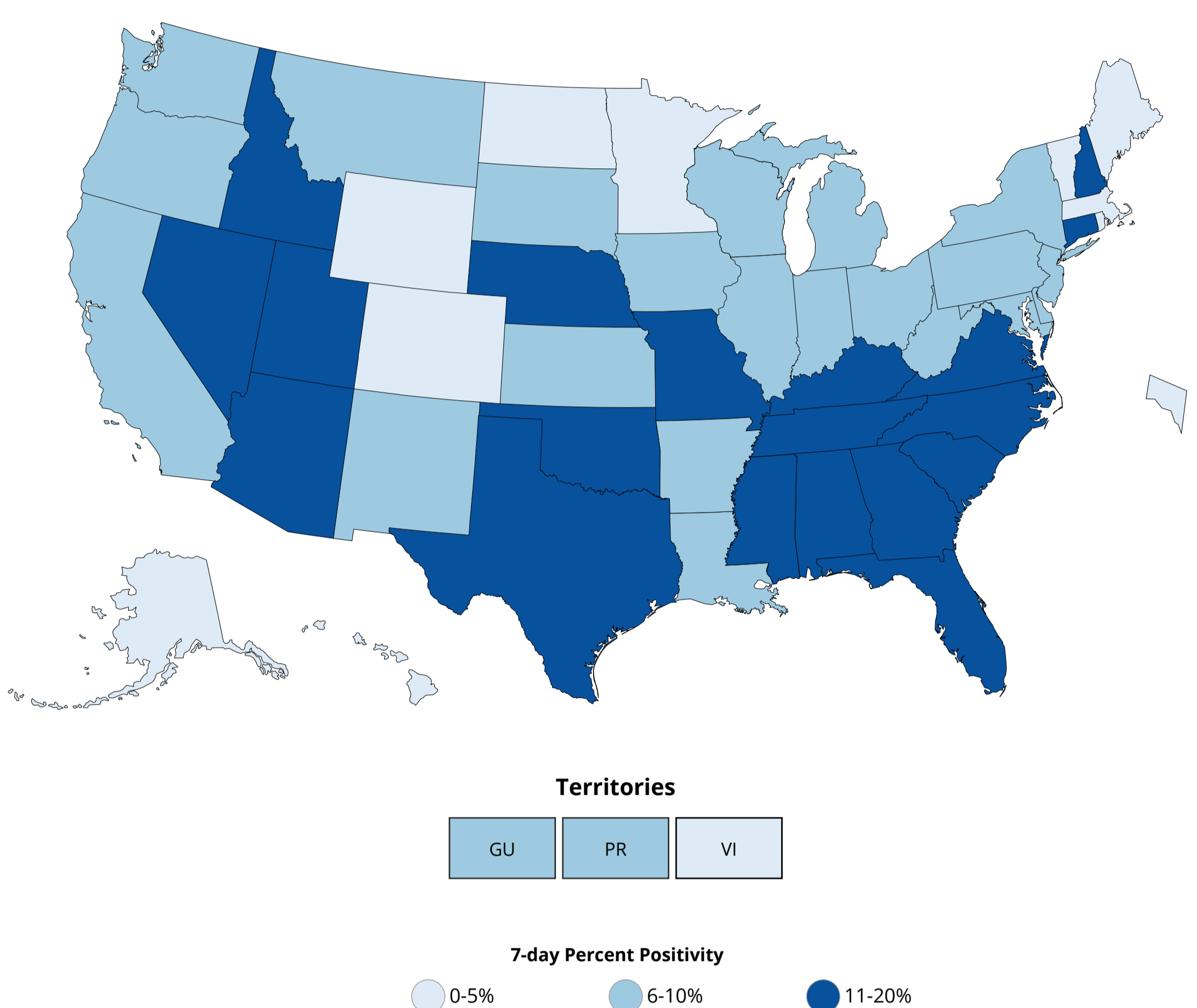
Maps, charts, and data provided by the CDC, updated daily by 8 pm ET[†]



View:
 Tests Performed
 Percent Positive

Time period:
 Last 7 Days
 Last 30 Days
 All Time

COVID-19 Viral (RT-PCR) Laboratory Test 7-day Percent Positivity by State/Territory



Download Map

Data table for COVID-19 Viral (RT-PCR) Laboratory Test 7-day Percent Positivity by State/Territory

CDC | Updated: Jan 29 2021 2:40PM Download Data

State	7-day Percent Positivity	# Tests Performed Last 7 Days
Alabama	11-20%	95671
Arizona	11-20%	249898
Connecticut	11-20%	89380
Florida	11-20%	745929
Georgia	11-20%	224065
Idaho	11-20%	33421
Kentucky	11-20%	101819
Missouri	11-20%	51561
Mississippi	11-20%	28080
North Carolina	11-20%	345645
Nebraska	11-20%	48142
New Hampshire	11-20%	23231
Nevada	11-20%	77702
Oklahoma	11-20%	39480
South Carolina	11-20%	99784
Tennessee	11-20%	133385
Texas	11-20%	650960
Utah	11-20%	106640
Virginia	11-20%	221332
Arkansas	6-10%	68898
California	6-10%	1461898
Delaware	6-10%	64698
Guam	6-10%	298
Iowa	6-10%	66413
Illinois	6-10%	464220
Indiana	6-10%	165760
Kansas	6-10%	96156
Louisiana	6-10%	76998
Maryland	6-10%	286783
Michigan	6-10%	274529
Montana	6-10%	22269
New Jersey	6-10%	357984
New Mexico	6-10%	47050
New York	6-10%	1235937
Ohio	6-10%	301589
Oregon	6-10%	109032
Pennsylvania	6-10%	356794
Puerto Rico	6-10%	3339
South Dakota	6-10%	6602
Washington	6-10%	89775
Wisconsin	6-10%	188731
West Virginia	6-10%	82218
Alaska	0-5%	35725
Colorado	0-5%	202872
District of Columbia	0-5%	47294
Hawaii	0-5%	30333
Massachusetts	0-5%	629236
Maine	0-5%	41245
Minnesota	0-5%	323166
North Dakota	0-5%	21174
Rhode Island	0-5%	76127
Virgin Islands	0-5%	823
Vermont	0-5%	44457
Wyoming	0-5%	35301

Do you need information on testing?

Find it [here](#)

[View and Download COVID-19 Case Surveillance Public Use Data](#)

[†]Data will update as soon as they are reviewed and verified, oftentimes before 8 pm ET. However, daily updates might be delayed due to delays in reported data.

Disclaimer: The data represent viral COVID-19 laboratory test (reverse transcription polymerase chain reaction) results from laboratories in the United States, including commercial and reference laboratories, public health laboratories, hospital laboratories, and other testing locations. The data represent laboratory test totals—not individual people—and exclude antibody and antigen tests. The data are provisional and subject to change. National total test counts reflect data from the previous day and may not match the sum of the data presented for all jurisdictions. Data reported for each state and territory may be delayed several days in order to mitigate discrepancies in daily test counts due to variation in jurisdiction reporting. The data may also not include results from all testing sites within a jurisdiction (e.g., point-of-care test sites) and therefore reflect the majority, but not all, COVID-19 tests in the United States. The data are reported to state and jurisdictional health departments in accordance with applicable state or local law and in accordance with the Coronavirus Aid, Relief, and Economic Security (CARES) Act (CARES Act Section 18115). The data for each state are sourced from either data submitted directly by the state health department via COVID-19 electronic laboratory reporting (CELR), or a combination of commercial, public health, and in-house hospital laboratories. CELR data are used for states that either submit line-level data or submit aggregate counts that do not include antigen or antibody tests. The data are available for public use on [HealthData.Gov](#).