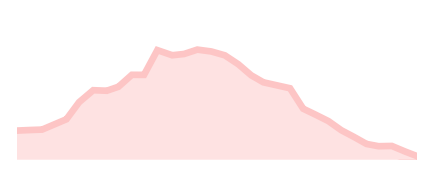


# COVID Data Tracker

Cases in US **25,615,268**

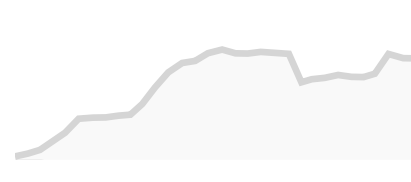
Cases in US Last 30 Days



Total Vaccines Administered **27.9M**

Deaths in US **431,619**

Deaths in US Last 30 Days



Data Tracker Home

Your Community

County View

Forecasting

Vaccinations

Community Profile Report

State Profile Report

Mobility

Pandemic Vulnerability Index

Social Impact

Cases & Deaths

Demographic Trends

Healthcare Systems

Testing and Seroprevalence

People at Increased Risk

COVID-19 Home

## COVID-19 Vaccinations in the United States

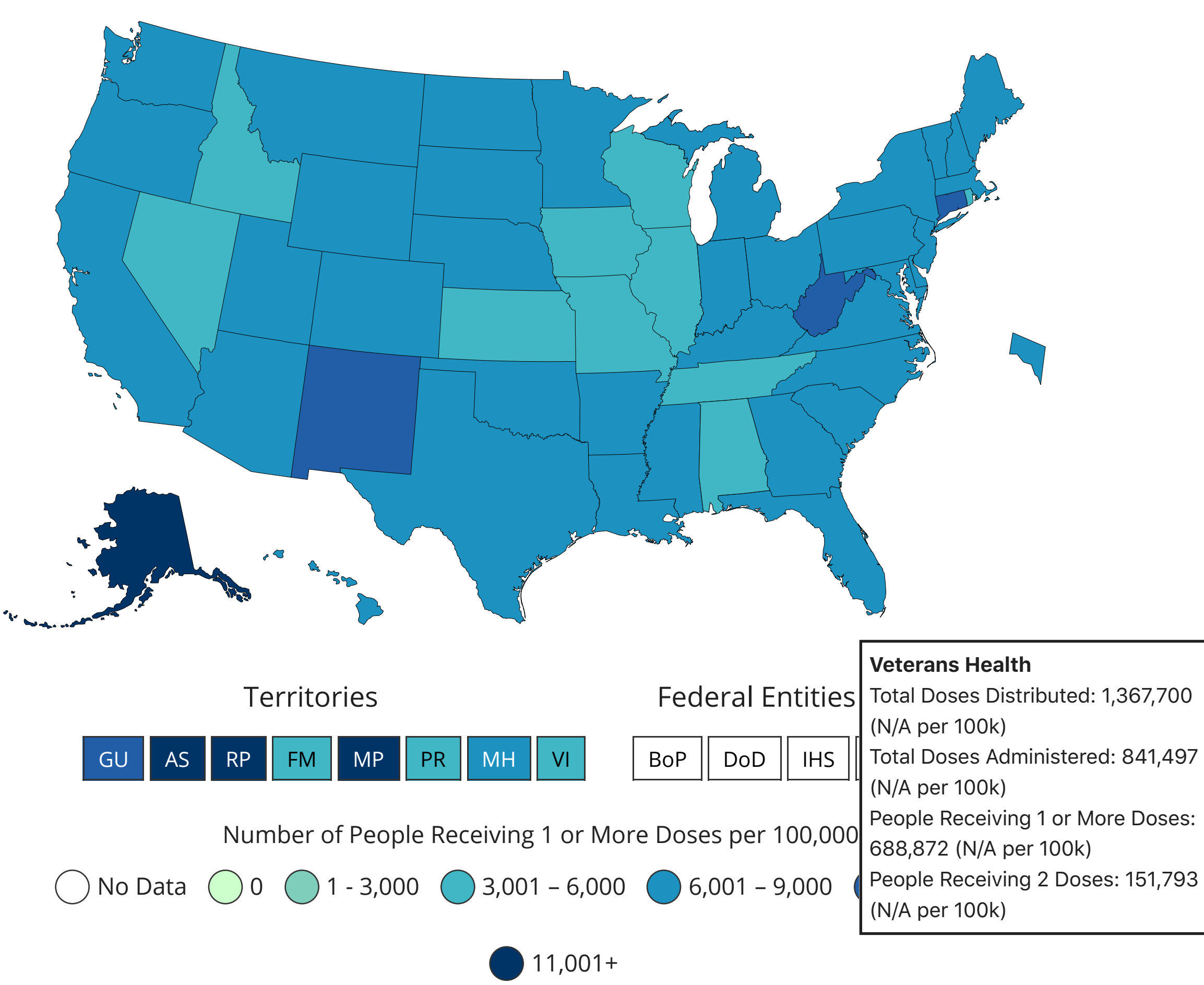
Overall US COVID-19 Vaccine Distribution and Administration; Maps, charts, and data provided by the CDC, updated daily by 8 pm ET<sup>†</sup>

|                         |                          |  |                                    |
|-------------------------|--------------------------|--|------------------------------------|
| Total Doses Distributed | Total Doses Administered | Number of People Receiving 1 or More Doses | Number of People Receiving 2 Doses |
| 49,216,500              | 27,884,661               | 22,858,318                                 | 4,780,888                          |

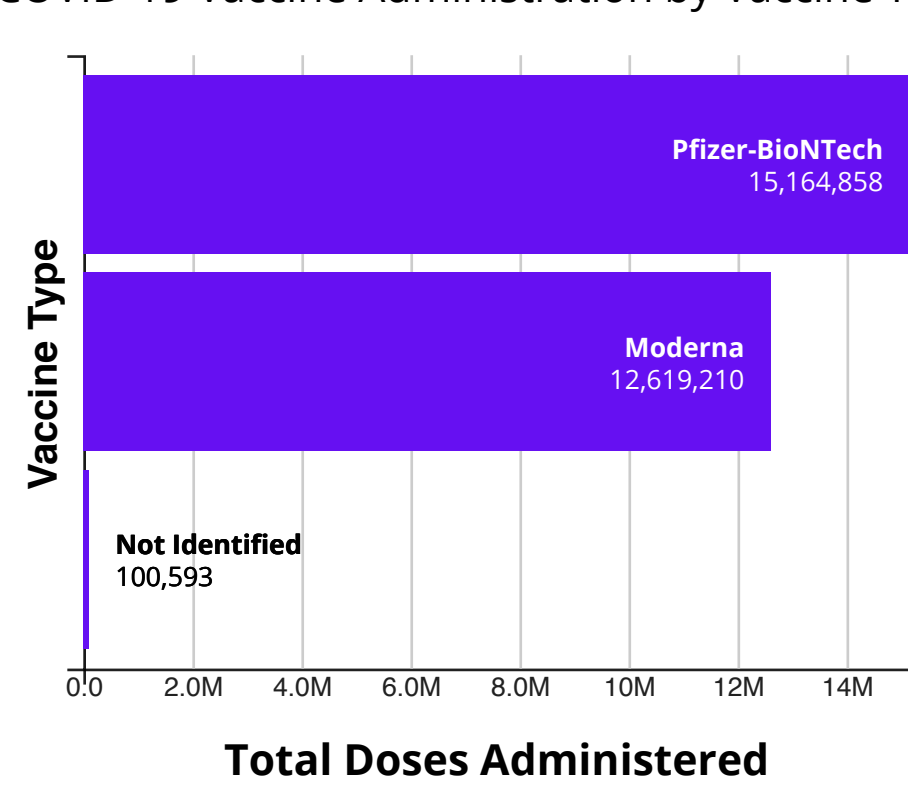
CDC | Data as of: Jan 29 2021 6:00am ET | Posted: Jan 29 2021 2:40PM ET

- View:**
- Total Doses Administered
  - People Receiving 1 or More Doses
  - People Receiving 2 Doses
  - Total Doses Distributed
- Metric:**
- Count
  - Rate per 100,000

### Number of People Receiving 1 or More Doses Reported to the CDC by State/Territory and for Selected Federal Entities Per 100,000



### U.S. COVID-19 Vaccine Administration by Vaccine Type



### Data Table for COVID-19 Vaccinations in the United States

CDC | Updated: Jan 29 2021 2:40PM

Download Data

| State/Territory/Federal Entity | Total Doses Distributed | Total Doses Administered | Doses Distributed per 100K | Doses Administered per 100K | People with 1+ Doses | People with 1+ Doses per 100K | People with 2 Doses | People with 2 Doses per 100K |
|--------------------------------|-------------------------|--------------------------|----------------------------|-----------------------------|----------------------|-------------------------------|---------------------|------------------------------|
| Alaska                         | 192350                  | 110396                   | 26294                      | 15091                       | 88654                | 12119                         | 21593               | 2952                         |
| Alabama                        | 659400                  | 300915                   | 13448                      | 6137                        | 256601               | 5233                          | 44073               | 899                          |
| Arkansas                       | 453500                  | 269993                   | 15027                      | 8947                        | 221552               | 7341                          | 45918               | 1522                         |
| American Samoa                 | 18450                   | 9925                     | 33130                      | 17822                       | 8926                 | 16028                         | 997                 | 1790                         |
| Arizona                        | 1012275                 | 521097                   | 13907                      | 7159                        | 439897               | 6044                          | 80773               | 1110                         |
| Bureau of Prisons              | 30050                   | 29754                    | N/A                        | N/A                         | 21674                | N/A                           | 8011                | N/A                          |
| California                     | 5640225                 | 2910562                  | 14275                      | 7366                        | 2415659              | 6114                          | 487552              | 1234                         |
| Colorado                       | 813400                  | 521879                   | 14125                      | 9062                        | 409939               | 7119                          | 108507              | 1884                         |
| Connecticut                    | 577625                  | 403370                   | 16201                      | 11314                       | 329149               | 9232                          | 67624               | 1897                         |
| District of Columbia           | 148325                  | 73328                    | 21017                      | 10390                       | 57152                | 8098                          | 16112               | 2283                         |
| Dept of Defense                | 808800                  | 415720                   | N/A                        | N/A                         | 353482               | N/A                           | 53084               | N/A                          |
| Delaware                       | 143775                  | 87300                    | 14765                      | 8965                        | 72684                | 7464                          | 14210               | 1459                         |
| Florida                        | 3220350                 | 1796246                  | 14994                      | 8363                        | 1554179              | 7236                          | 236834              | 1103                         |
| Federated States of Micronesia | 19400                   | 3965                     | 18718                      | 3826                        | 3933                 | 3795                          | 5                   | 5                            |
| Georgia                        | 1448825                 | 810291                   | 13646                      | 7632                        | 693085               | 6528                          | 99941               | 941                          |
| Guam                           | 34300                   | 21254                    | 20692                      | 12822                       | 16747                | 10103                         | 4358                | 2629                         |
| Hawaii                         | 226800                  | 111165                   | 16018                      | 7851                        | 89428                | 6316                          | 21736               | 1535                         |
| Iowa                           | 398600                  | 224347                   | 12634                      | 7111                        | 174655               | 5536                          | 46785               | 1483                         |
| Idaho                          | 221550                  | 108873                   | 12397                      | 6092                        | 88975                | 4979                          | 18970               | 1062                         |
| Indian Health Svc              | 423400                  | 191109                   | N/A                        | N/A                         | 152563               | N/A                           | 36548               | N/A                          |
| Illinois                       | 1658725                 | 884502                   | 13090                      | 6980                        | 685529               | 5410                          | 181063              | 1429                         |
| Indiana                        | 929900                  | 581322                   | 13813                      | 8635                        | 475928               | 7069                          | 105208              | 1563                         |
| Kansas                         | 412375                  | 190540                   | 14155                      | 6540                        | 157720               | 5414                          | 31482               | 1081                         |
| Kentucky                       | 650050                  | 366643                   | 14550                      | 8207                        | 312373               | 6992                          | 52251               | 1170                         |
| Louisiana                      | 620425                  | 398312                   | 13346                      | 8568                        | 339450               | 7302                          | 58132               | 1250                         |
| Massachusetts                  | 1057000                 | 520504                   | 15336                      | 7552                        | 422803               | 6134                          | 96373               | 1398                         |
| Maryland                       | 881675                  | 442565                   | 14584                      | 7320                        | 375525               | 6211                          | 66582               | 1101                         |
| Maryland                       | 211150                  | 123207                   | 15708                      | 9166                        | 93513                | 6957                          | 28255               | 2102                         |
| Marshall Islands               | 13600                   | 3928                     | 23282                      | 6725                        | 3661                 | 6267                          | 232                 | 397                          |
| Michigan                       | 1361500                 | 866663                   | 13633                      | 8678                        | 695236               | 6962                          | 159723              | 1599                         |
| Minnesota                      | 834550                  | 440350                   | 14798                      | 7808                        | 340311               | 6034                          | 98634               | 1749                         |
| Missouri                       | 834700                  | 408441                   | 13600                      | 6655                        | 313161               | 5102                          | 92389               | 1505                         |
| Northern Mariana Islands       | 18650                   | 9548                     | 32787                      | 16786                       | 6486                 | 11403                         | 3058                | 5376                         |
| Mississippi                    | 425000                  | 212748                   | 14280                      | 7148                        | 191145               | 6423                          | 21354               | 718                          |
| Montana                        | 141650                  | 92589                    | 13253                      | 8663                        | 71534                | 6693                          | 21007               | 1966                         |
| North Carolina                 | 1400375                 | 851223                   | 13352                      | 8116                        | 729507               | 6956                          | 120946              | 1153                         |
| North Dakota                   | 106875                  | 86175                    | 14024                      | 11308                       | 63773                | 8368                          | 20700               | 2716                         |
| Nebraska                       | 288375                  | 158370                   | 14908                      | 8187                        | 120121               | 6210                          | 37350               | 1931                         |
| New Hampshire                  | 203550                  | 117408                   | 14970                      | 8635                        | 92305                | 6789                          | 25055               | 1843                         |
| New Jersey                     | 1231525                 | 727426                   | 13865                      | 8190                        | 616618               | 6942                          | 108740              | 1224                         |
| New Mexico                     | 317800                  | 238755                   | 15156                      | 11386                       | 179082               | 9018                          | 46878               | 2236                         |
| Nevada                         | 339900                  | 210185                   | 11035                      | 6824                        | 189805               | 5838                          | 29163               | 947                          |
| New York State                 | 2823575                 | 1703218                  | 14514                      | 8755                        | 1359970              | 6991                          | 271874              | 1398                         |
| Ohio                           | 1553900                 | 843099                   | 13294                      | 7213                        | 716677               | 6131                          | 125794              | 1076                         |
| Oklahoma                       | 594925                  | 386688                   | 15035                      | 9772                        | 323625               | 8179                          | 60680               | 1533                         |
| Oregon                         | 614525                  | 359391                   | 14570                      | 8521                        | 299508               | 7101                          | 58664               | 1391                         |
| Pennsylvania                   | 1973775                 | 972742                   | 15418                      | 7598                        | 777260               | 6071                          | 193432              | 1511                         |
| Puerto Rico                    | 530850                  | 224303                   | 16622                      | 7023                        | 174840               | 5475                          | 48196               | 1509                         |
| Rhode Island                   | 157525                  | 83607                    | 14870                      | 7892                        | 63263                | 5972                          | 20321               | 1918                         |
| Republic of Palau              | 6000                    | 3089                     | 33506                      | 17250                       | 3088                 | 17245                         | 1                   | 6                            |
| South Carolina                 | 558050                  | 385158                   | 10839                      | 7481                        | 322195               | 6258                          | 60974               | 1184                         |
| South Dakota                   | 123800                  | 97231                    | 13994                      | 10991                       | 70502                | 7969                          | 26665               | 3014                         |
| Tennessee                      | 953600                  | 545921                   | 13964                      | 7994                        | 400950               | 5871                          | 143592              | 2103                         |
| Texas                          | 3659550                 | 2219867                  | 12621                      | 7656                        | 1804291              | 6223                          | 413844              | 1427                         |
| Utah                           | 401375                  | 271127                   | 12520                      | 8457                        | 219468               | 6846                          | 40909               | 1276                         |
| Virginia                       | 1186375                 | 724768                   | 13899                      | 8491                        | 598853               | 7016                          | 99790               | 1169                         |
| Veterans Health                | 1367700                 | 841497                   | N/A                        | N/A                         | 688872               | N/A                           | 151793              | N/A                          |
| Virgin Islands                 | 17075                   | 5256                     | 16312                      | 5021                        | 4367                 | 4172                          | 889                 | 849                          |
| Vermont                        | 99750                   | 61737                    | 15986                      | 9894                        | 47485                | 7610                          | 14168               | 2271                         |
| Washington                     | 1005500                 | 607071                   | 13204                      | 7972                        | 496008               | 6514                          | 99955               | 1313                         |
| Wisconsin                      | 793750                  | 406869                   | 13633                      | 6988                        | 339236               | 5827                          | 65354               | 1122                         |
| West Virginia                  | 278400                  | 239963                   | 15534                      | 13390                       | 181839               | 10146                         | 58113               | 3243                         |
| Wyoming                        | 85750                   | 49166                    | 14816                      | 8495                        | 41441                | 7160                          | 7674                | 1326                         |

### Want to know more about COVID-19 vaccinations?

Learn more about recommendations, product information, and more on CDC's [COVID-19 Vaccination landing page](#).

### Looking for Long-Term Care Facility vaccination data?

See the [latest data](#) for the Federal Pharmacy Partnership for Long-Term Care (LTC) Program

<sup>†</sup>Data will update as soon as they are reviewed and verified, oftentimes before 8 pm ET. However, daily updates might be delayed due to delays in reported data.

Data on doses of vaccine distributed and administered include data received by CDC as of 6:00 am ET on the day of reporting. Vaccination data on the CDC COVID Data Tracker are updated daily during 1:30 pm and 8:00 pm ET. Updates will occur the following day when reporting coincides with a federal holiday.

Vaccination data reported on the CDC COVID Data Tracker might differ from data reported by states and territories for several reasons:

- Data can be updated on different schedules and reflect data "as of" different dates or times of day. There may be a delay between the time a vaccination record appears in a state or jurisdictional system and when it is received by CDC.
- Occasionally, a technical issue related to processing or transmission of data will occur. When issues arise, CDC works closely with the states, territories, and federal entities to resolve the technical issue.
- CDC receives vaccine administration information from multiple sources, including jurisdictional immunization information systems, pharmacies, federal agencies receiving a direct vaccine allocation, and the Vaccine Administration Management System (VAMS), which supports temporary, mobile, or satellite clinics. When CDC applies validation and business rules to prevent data duplication, data presented on the COVID Data Tracker might differ from data listed in state immunization systems and dashboards. CDC makes every effort to reconcile doses administered that are reported through more than one system. However, in certain circumstances, some vaccine doses administered could be counted more than once.
- Healthcare providers are expected to report doses administered to federal, state, territorial, and local agencies within 72 hours of administration. There could be additional lag for data to be transmitted from the federal, state, territorial, or local agency to CDC. During the 72 hours, a large difference between the number of doses distributed and the number of people who are vaccinated is expected due to several factors, including the time it takes for doses delivered to be administered, the time it takes for administered doses to be reported to CDC, and management of available vaccine stock by jurisdictions and federal pharmacy partners to meet local demands.

Doses distributed and administered are mostly reported separately for federal entities on the CDC COVID Data Tracker. Generally, doses administered by federal entities are not attributed to the jurisdictions in which they were administered. However, some federal sites could report such doses to both the jurisdiction and to the federal entity. The "Rate per 100,000" metric displays as "N/A" for federal entities because population-based rates are not applicable. Data for federal entities will display when the "Counts" metric is selected. Veterans Health Administration (VHA) totals include employees, veteran patients, and other federal partners vaccinated by VHA.

#### Definitions:

Doses distributed for U.S. States, D.C., and Puerto Rico are cumulative counts of COVID-19 vaccine doses reported to Operation Warp Speed as delivered since December 14, 2020. Doses distributed to the U.S. Virgin Islands, Palau, Micronesia, Marshall Islands, Guam, American Samoa, and Northern Mariana Islands include those marked as shipped in CDC's Vaccine Tracking System (VTrcks) since December 13, 2020. Doses distributed to a state or territory also include those distributed to pharmacies and the Federal Pharmacy Partnership for Long-Term Care (LTC) Program in the jurisdiction. On January 20, 2021, CDC COVID Data Tracker moved to reporting doses delivered for U.S. states, D.C., and Puerto Rico. Before January 26, 2021, doses distributed were calculated based on 5 doses per vial for Pfizer-BioNTech. Starting on January 26, 2021, the calculation for doses distributed includes the sixth dose per vial for Pfizer-BioNTech.

**Total doses administered** are cumulative counts of individual COVID-19 vaccine doses administered as reported to CDC by state, territorial, and local public health agencies and federal entities since December 14, 2020. Doses administered in a state or territory also include those administered in pharmacies and through the Federal Pharmacy Partnership for Long-Term Care (LTC) Program in the jurisdiction. Doses administered are attributed to the jurisdiction in which the vaccine was administered.

People receiving 1 or more doses represent the total number of people who have received at least one dose of vaccine. People receiving 2 doses represent the number of people who have also received a second dose of vaccine. \*\*The number of people receiving 1 or more doses and the number of people receiving 2 doses were determined based on information reported to CDC by state, territorial, and local public health agencies and federal entities on dose number, administration date, recipient ID, and date of submission. Because the method used to determine dose numbers needs to be applied across multiple jurisdictions with different reporting practices, CDC's dose number estimates might differ from those reported by jurisdictions and federal entities. A dose number was determined for nearly all reported doses administered but, because there are some missing data for dose number, the sum of people receiving 1 or more doses and people receiving 2 doses will not exactly equal the total doses administered. People receiving doses are attributed to the jurisdiction in which the vaccine was administered.

Rates per 100,000 represent the rate of total doses distributed, the rate of total doses administered, the rate of people receiving 1 or more doses, and the rate of people receiving 2 doses per 100,000. The total population estimate is used as the denominator to calculate rates for total doses administered, people receiving 1 or more doses, and people receiving 2 doses. The rate per 100,000 of the total population metric is calculated among the entire population (i.e., all ages). These metrics use the U.S. Census Bureau 2019 American Community Survey 1-year population estimates. (i.e., population estimates are used for American Samoa, Federated States of Micronesia, Guam, Northern Mariana Islands, Palau, Republic of Marshall Islands, and United States Virgin Islands. Emergency Use Authorization has been granted for use of the Pfizer-BioNTech vaccine among persons aged 16 and older and use of the Moderna vaccine among persons aged 18 and older. Therefore, vaccine use is limited among those under age 18, which represents approximately 22% of the U.S. population. Jurisdictions may use more targeted population counts for the denominators in their rate calculations (i.e., persons over 18 or over 16 years old), which would result in values different than those reported on the CDC COVID Data Tracker. In some limited circumstances, people might receive vaccinations outside of their state or territory of residency. These rates currently account for vaccinations occurring in the jurisdiction where the vaccination was administered.

#### HAVE QUESTIONS?

Visit CDC-INFO

Call 800-232-4636

Email CDC-INFO

Open 24/7

#### CDC INFORMATION

About CDC

Jobs

Funding

Policies

File Viewers & Players

#### Privacy

FOIA

No Fear Act

OIG

Nondiscrimination

Accessibility

#### CONNECT WITH CDC

Facebook Twitter Instagram LinkedIn YouTube

YouTube RSS Email