

COVID Data Tracker

Cases in US

25,456,670

Cases in US
Last 30 Days



Total Vaccines Administered

26.2M

Deaths in US

427,626

Deaths in US
Last 30 Days



- Data Tracker Home
- Your Community +
- Case & Deaths +
- Demographic Trends -
- By Age, Race/Ethnicity, and Sex
By Urban/Rural Status and Socioeconomic Variables
- Healthcare Systems +
- Testing and Seroprevalence +
- People at Increased Risk +
- COVID-19 Home

Demographic Trends of COVID-19 cases and deaths in the US reported to CDC

Maps, charts, and data provided by the CDC, updated daily by 8 pm ET[†]

CDC is working with states to provide more information on race/ethnicity for reported cases. The percent of reported cases that include race/ethnicity data is increasing.


These data only represent the geographic areas that contributed data on race/ethnicity. Every geographic area has a different racial and ethnic composition. These data are not generalizable to the entire U.S. population.

If cases were distributed equally across racial and ethnic populations, one would expect to see more cases in those populations that are more highly represented in geographic areas that contributed data.

Percentages displayed in the charts below represent the percent of cases or deaths for which the demographic variable of interest is known.

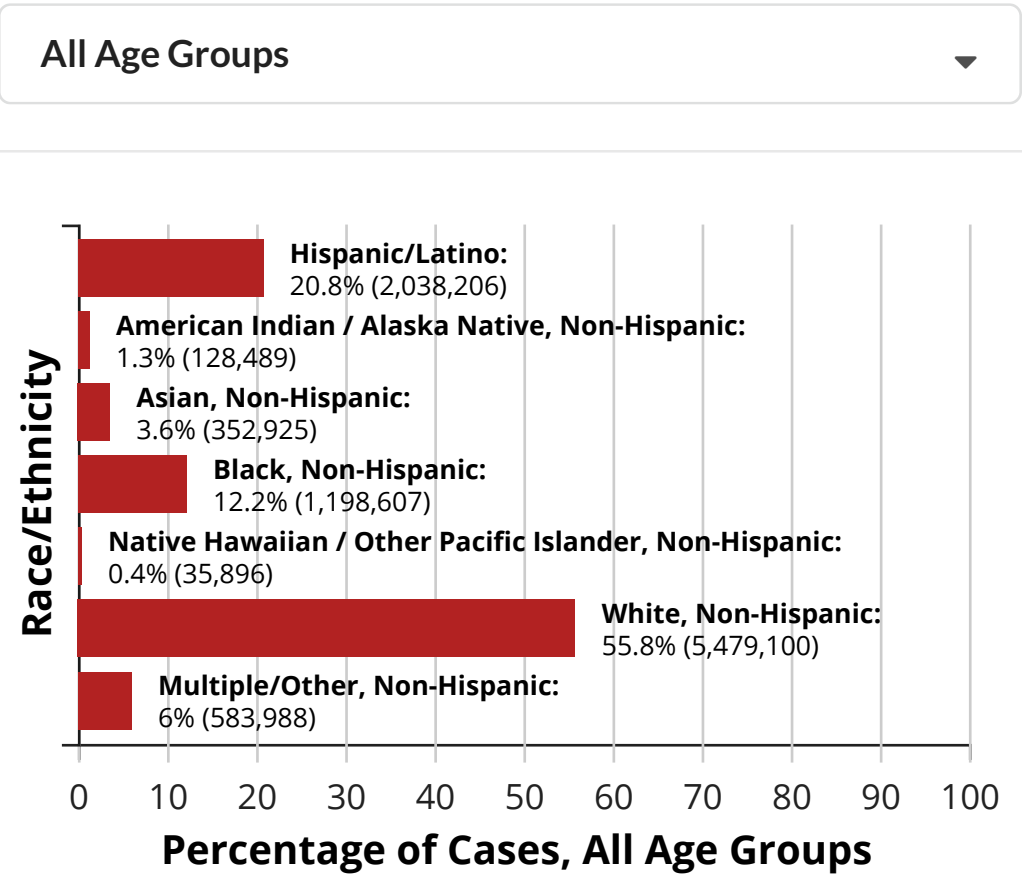
CDC | Updated: Jan 28 2021 11:54PM

Cases by Race/Ethnicity:




Download ▾

Data from 19,230,137 cases.
Race/Ethnicity was available for 9,817,211 (51%) cases.

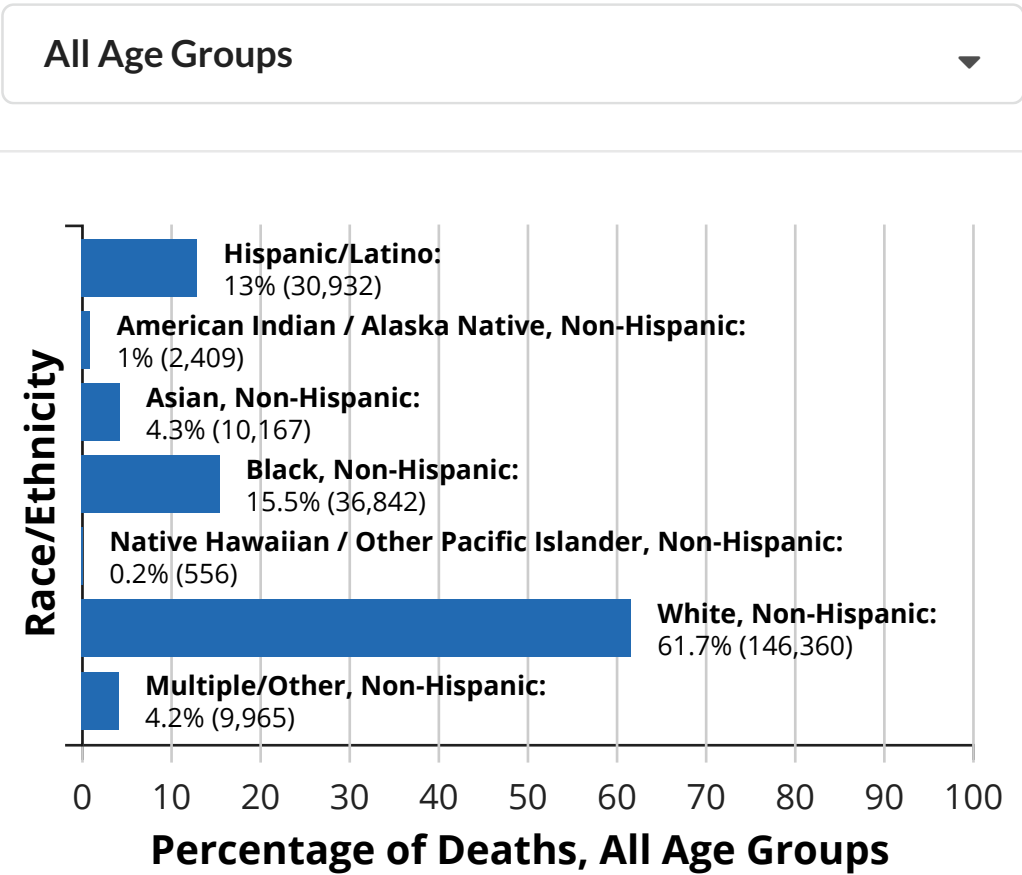


Deaths by Race/Ethnicity:




Download ▾

Data from 307,372 deaths.
Race/Ethnicity was available for 237,231 (77%) deaths.

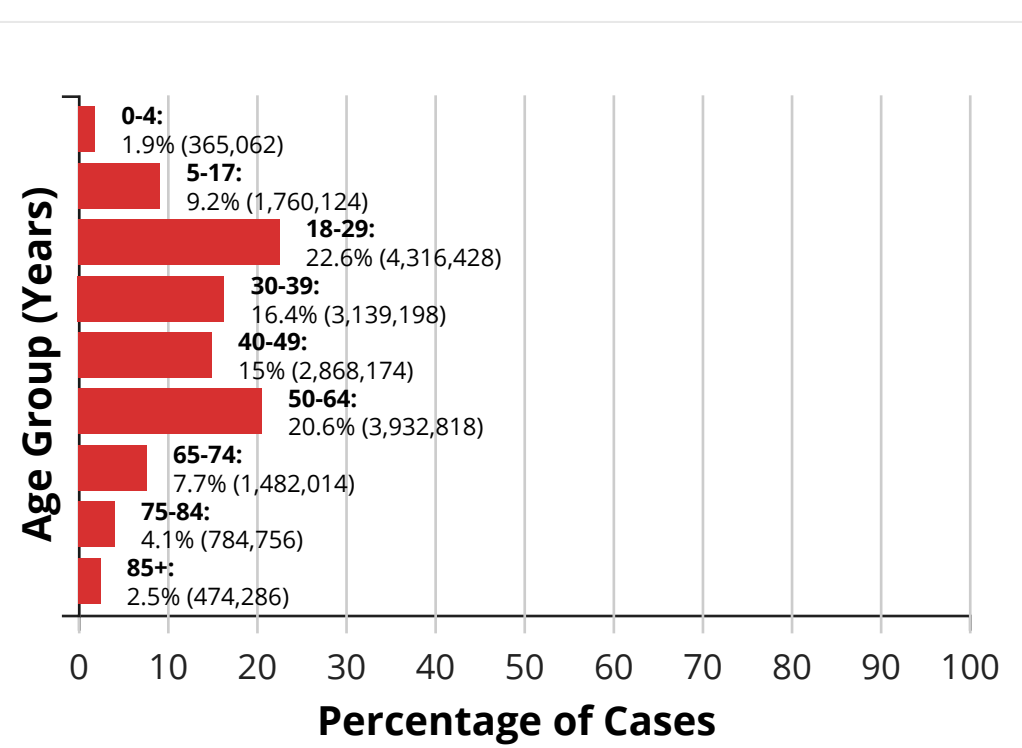


Cases by Age Group:




Download ▾

Data from 19,230,137 cases. Age group was available for 19,122,860 (99%) cases.

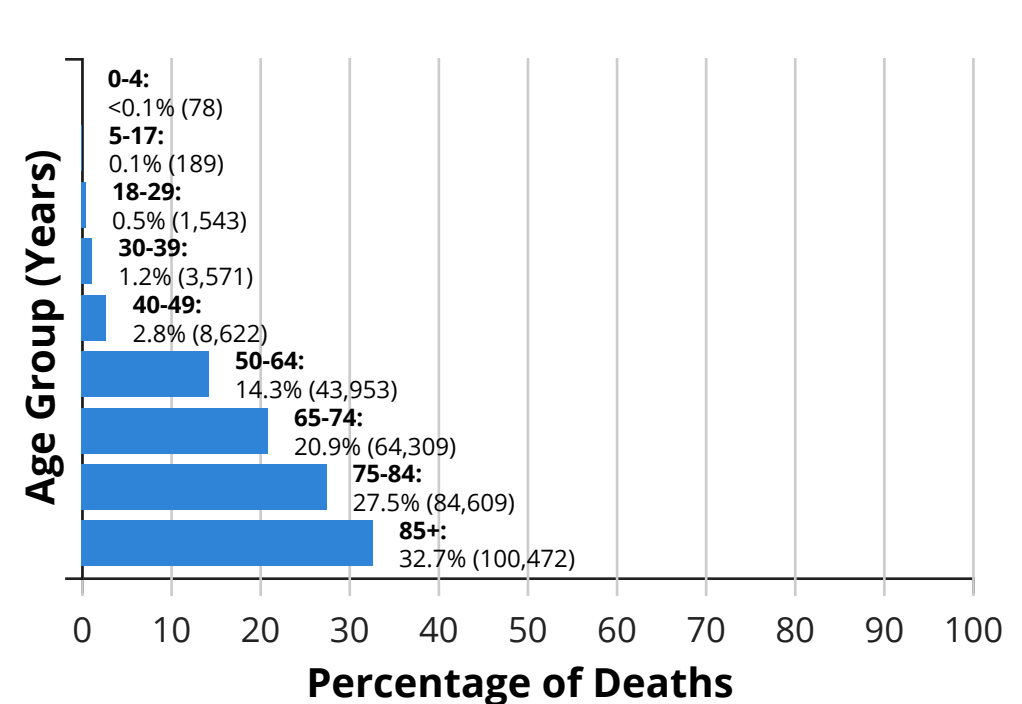


Deaths by Age Group:




Download ▾

Data from 307,372 deaths. Age group was available for 307,346 (99%) deaths.

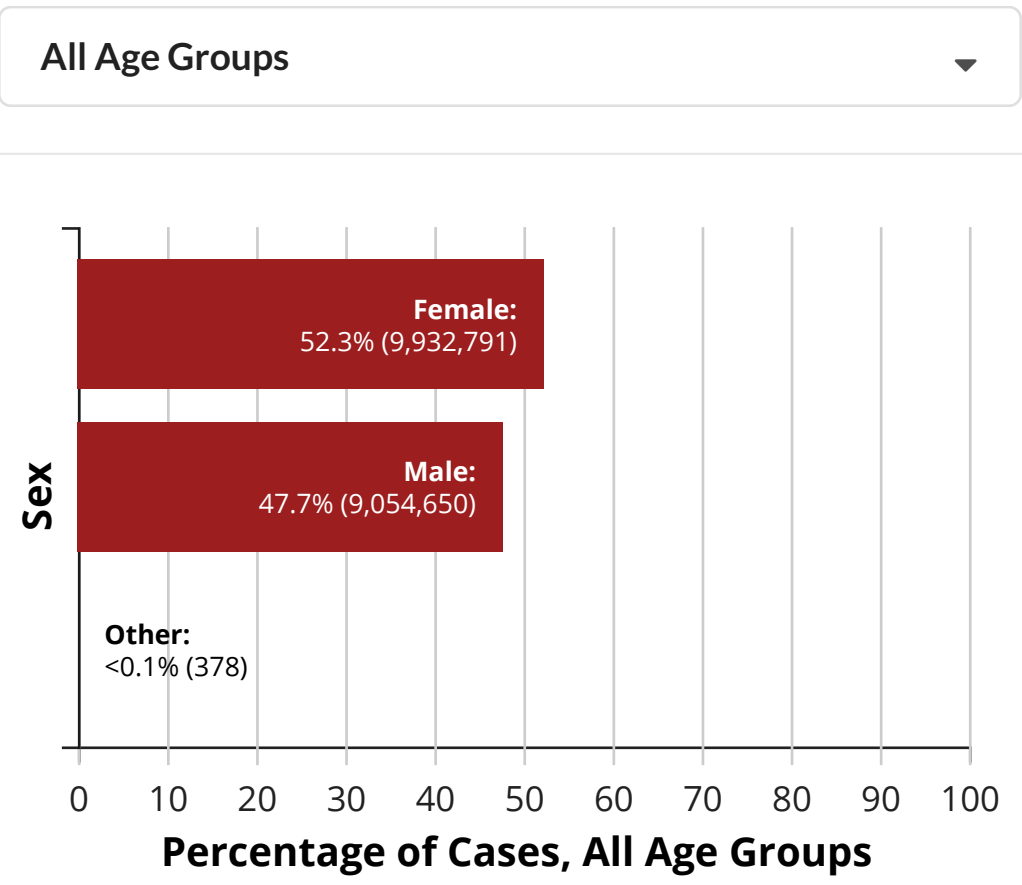


Cases by Sex:




Download ▾

Data from 19,230,137 cases. Sex was available for 18,987,819 (98%) cases.

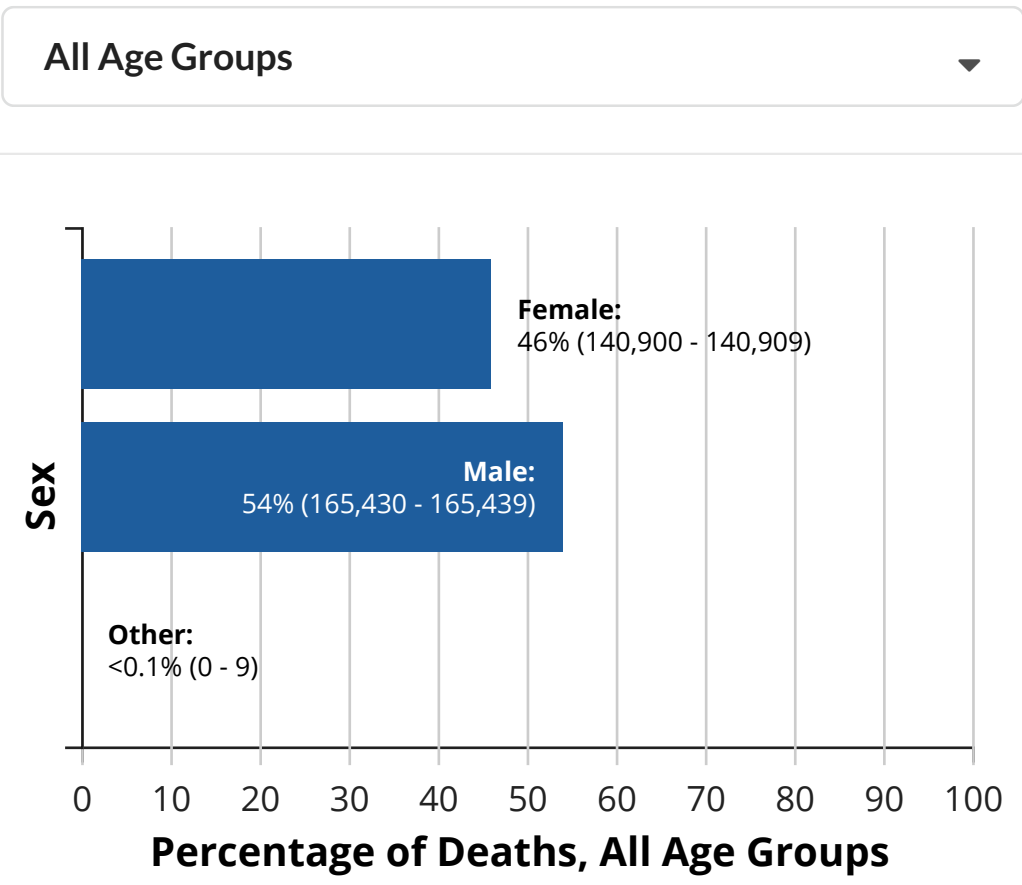


Deaths by Sex:



Download ▾

Data from 307,372 deaths. Sex was available for 306,348 (99%) deaths.



Do you need to take extra precautions to reduce your risk of contracting COVID-19?





Find more [information and resources](#) for those at increased risk for COVID-19

[View and Download](#) COVID-19 Case Surveillance Public Use Data

[†]Data will update as soon as they are reviewed and verified, oftentimes before 8 pm ET. However, daily updates might be delayed due to delays in reported data.

Data Sources, References & Notes: The case classifications for COVID-19, a nationally notifiable disease, are described in an [updated interim COVID-19 position statement and case definition](#) issued by the Council of State and Territorial Epidemiologists on August 5, 2020. However, there is some variation in how jurisdictions implement these case classifications. More information on how CDC collects COVID-19 case surveillance data can be found at [CDC's COVID-19 FAQ webpage](#). Demographic data for COVID-19 cases and deaths is based on a subset of individuals where case-level data are reported by state and territorial jurisdictions to the Centers for Disease Control and Prevention (CDC) since January 21, 2020. Demographic data have varying degrees of missing data and are not generalizable to the entire population of individuals with COVID-19. All displayed counts include confirmed COVID-19 cases and deaths as reported by U.S. states, U.S. territories, New York City (NYC), and the District of Columbia from the previous day. Counts for certain jurisdictions also include probable COVID-19 cases and deaths. The process used for finding and confirming COVID-19 cases displayed by other sites may differ.

HAVE QUESTIONS?

-  Visit CDC-INFO
-  Call 800-232-4636
-  Email CDC-INFO
-  Open 24/7










CDC INFORMATION

- About CDC
- Jobs
- Funding
- Policies
- File Viewers & Players

Privacy

- FOIA
- No Fear Act
- OIG
- Nondiscrimination
- Accessibility

CONNECT WITH CDC

- 
- 
- 
- 
- 
- 
- 
- 
- 
- 