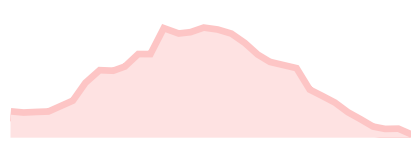


COVID Data Tracker

Cases in US **25,456,670**

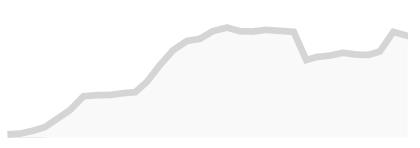
Cases in US Last 30 Days



Total Vaccines Administered **26.2M**

Deaths in US **427,626**

Deaths in US Last 30 Days



Data Tracker Home

Your Community

County View

Forecasting

Vaccinations

Community Profile Report

State Profile Report

Mobility

Pandemic Vulnerability Index

Social Impact

Case & Deaths

Demographic Trends

Healthcare Systems

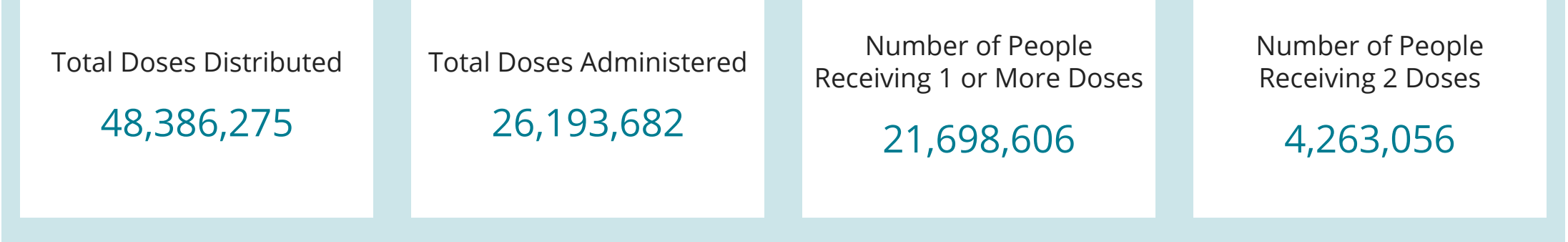
Testing and Seroprevalence

People at Increased Risk

COVID-19 Home

COVID-19 Vaccinations in the United States

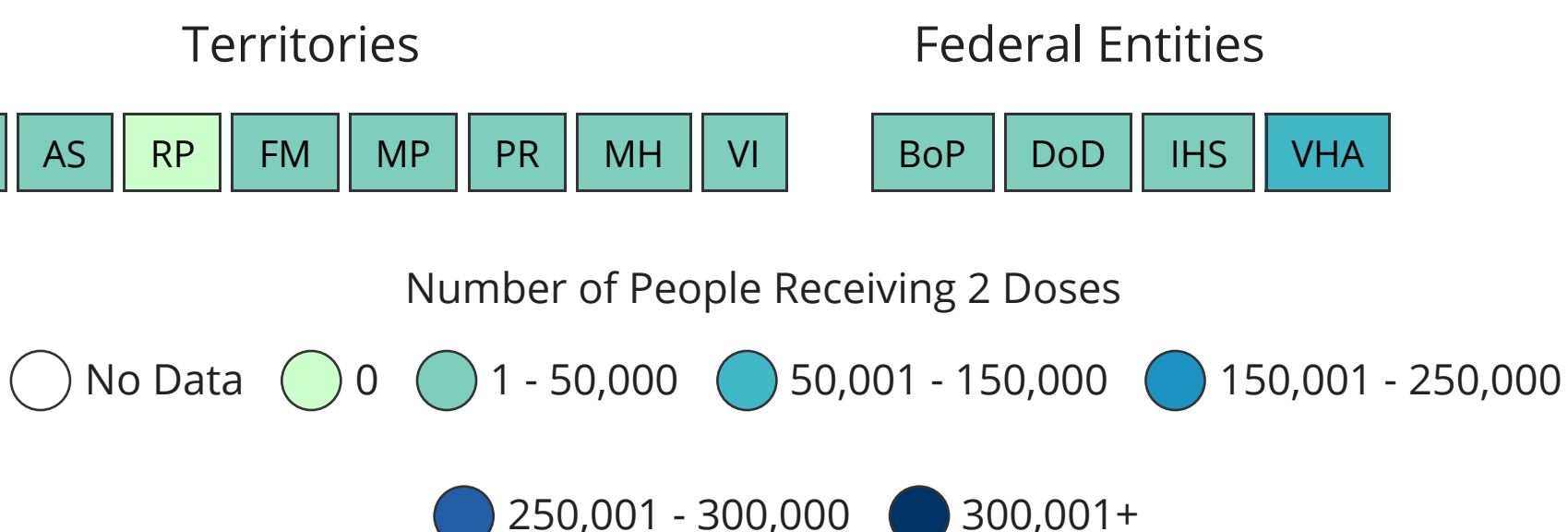
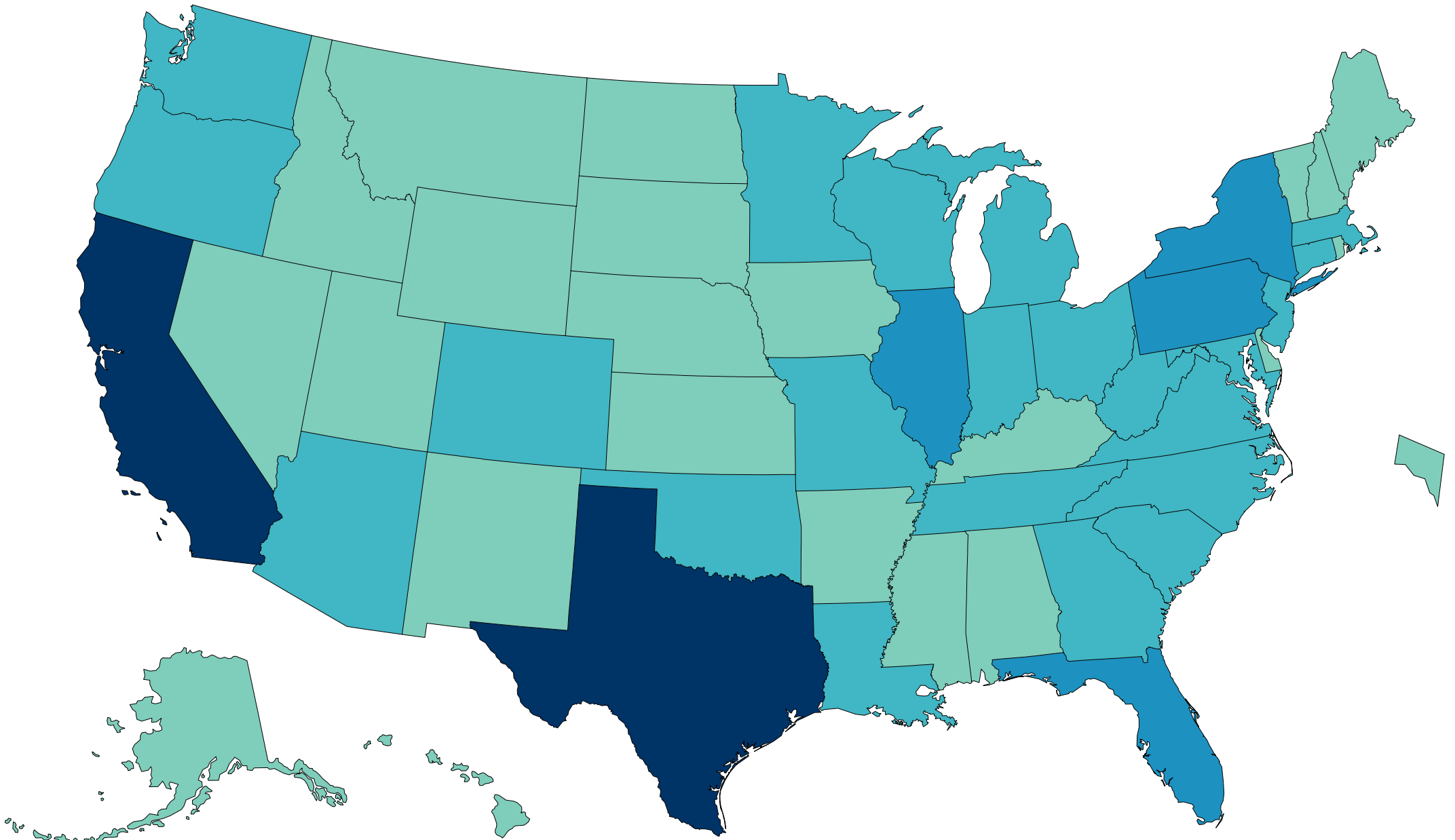
Overall US COVID-19 Vaccine Distribution and Administration; Maps, charts, and data provided by the CDC, updated daily by 8 pm ET



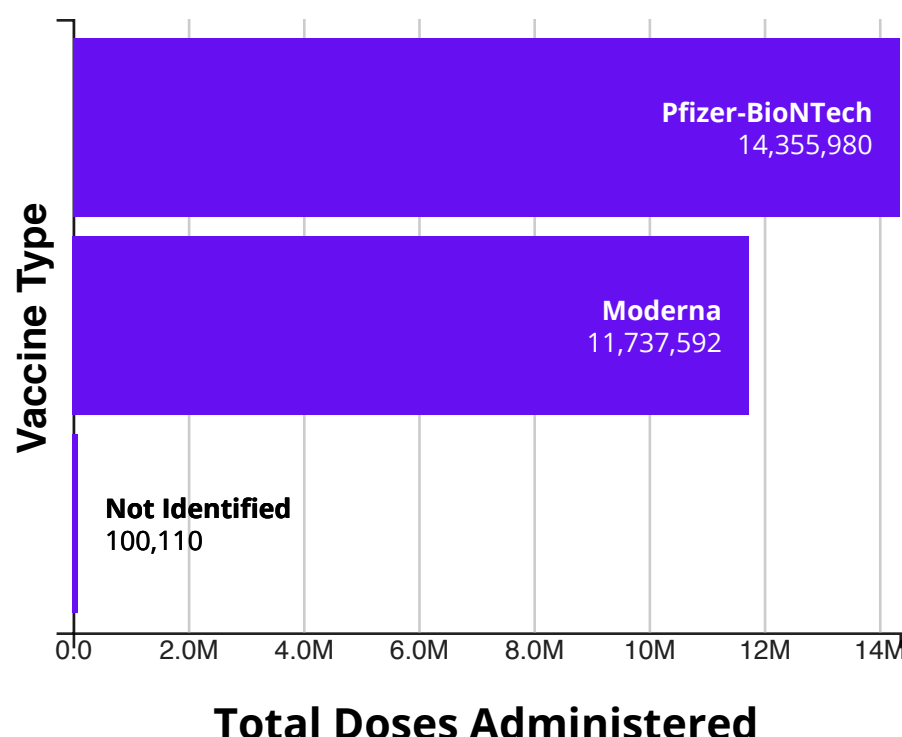
CDC | Data as of: Jan 28 2021 6:00am ET | Posted: Jan 28 2021 11:54PM ET

- View:**
- Total Doses Administered
 - People Receiving 1 or More Doses
 - People Receiving 2 Doses
 - Total Doses Distributed
- Metric:**
- Count
 - Rate per 100,000

Number of People Receiving 2 Doses Reported to the CDC by State/Territory and for Selected Federal Entities



U.S. COVID-19 Vaccine Administration by Vaccine Type



Data Table for COVID-19 Vaccinations in the United States

CDC | Updated: Jan 28 2021 11:54PM

Download Data [↕](#)

State/Territory/Federal Entity ↕	Total Doses Distributed ↕	Total Doses Administered ↕	Doses Distributed per 100K ↕	Doses Administered per 100K ↕	People with 1+ Doses ↕	People with 2 Doses per 100K ↕	People with 2 Doses Per 100K ↕
Alaska	178075	105858	24342	14470	85672	11711	20045
Alabama	655275	278993	13364	6590	241337	4922	37431
Arkansas	453300	252824	15021	8378	209445	6940	40910
American Samoa	18450	9085	33130	16314	8133	14604	950
Arizona	1011375	487149	13895	6693	412841	5672	73927
Bureau of Prisons	30050	28514	N/A	N/A	21081	N/A	7368
California	5547100	2746876	14039	6952	2281453	5774	458585
Colorado	806950	495706	14013	8608	394156	6844	98663
Connecticut	571775	381160	16037	10691	315317	8844	59437
District of Columbia	144425	70839	20464	10037	55599	7878	15177
Dept of Defense	794200	389927	N/A	N/A	335627	N/A	46561
Delaware	141825	82289	14565	8451	68959	7082	13121
Florida	3095850	1707251	14414	7949	1497903	6974	204623
Federated States of Micronesia	19400	3502	18718	3379	3471	3349	4
Georgia	1441025	764211	13572	7198	659212	6209	89305
Guam	34300	19520	20692	11775	15405	9293	3969
Hawaii	226700	103944	16011	7341	84139	5943	19804
Iowa	391575	212497	12411	6735	169341	5367	40477
Idaho	210750	102800	11793	5752	85373	4777	16724
Indian Health Svc	406525	180226	N/A	N/A	144908	N/A	33645
Illinois	1631775	823325	12877	6497	643555	5079	162086
Indiana	925300	552144	13744	8202	454380	6749	97614
Kansas	405550	190301	13921	6532	257536	5407	31429
Kentucky	611050	342200	13677	7659	297108	6650	43142
Louisiana	620425	375895	13346	8086	323609	6961	51583
Massachusetts	1018975	490332	14784	7114	406024	5891	83637
Maryland	851250	412206	14080	6818	355484	5880	56274
Maine	208225	115191	15490	8569	88878	6612	24925
Marshall Islands	13600	3755	23282	6428	3594	6153	129
Michigan	1359700	814416	13615	8155	659118	6600	143757
Minnesota	801775	403640	14217	7157	315664	5597	87269
Missouri	822850	382552	13407	6233	294872	4804	85827
Northern Mariana Islands	18650	9251	32787	16263	6189	10880	3058
Mississippi	418050	201247	14047	6762	181550	6100	19475
Montana	138725	86213	12980	8067	68032	6365	18149
North Carolina	1399775	849801	13346	8103	728551	6946	120480
North Dakota	105900	80051	13897	10505	60164	7895	18244
Nebraska	287400	150019	14857	7755	116769	6036	32380
New Hampshire	200625	110451	14755	8123	88624	6518	21781
New Jersey	1230550	648215	13854	7298	558156	6284	88198
New Mexico	314750	224692	15011	10716	180272	8597	41669
Nevada	339500	194942	11022	6329	167481	5437	26327
New York State	2812625	1630504	14458	8382	1320572	6788	238722
Ohio	1532450	789869	13110	6757	683323	5846	106035
Oklahoma	592975	363253	14986	9180	308458	7795	52465
Oregon	606725	340383	14385	8070	285528	6770	53662
Pennsylvania	1915350	856371	14961	6689	695656	5434	159259
Puerto Rico	525000	212179	16439	6644	165862	5193	45057
Rhode Island	153625	80138	14502	7565	61554	5810	18562
Republic of Palau	6000	3067	33506	17127	3067	17127	0
South Carolina	548750	359949	10658	6991	302890	5883	55183
South Dakota	123800	91776	13994	10374	67171	7593	24543
Tennessee	939650	510050	13759	7469	385682	5648	123116
Texas	3513450	2107005	12117	7267	1731725	5972	373624
Utah	399425	239807	12459	7480	201134	6274	30065
Virginia	1171750	668401	13728	7831	552909	6478	89645
Veterans Health	1367700	792348	N/A	N/A	655236	N/A	136319
Virgins Islands	17075	4620	16312	4413	3901	3727	719
Vermont	98775	58871	15830	9435	46376	7432	12418
Washington	1003550	571135	13179	7500	468528	6153	91733
Wisconsin	793050	361917	13621	6216	302339	5193	57508
West Virginia	278400	224604	15534	12533	173750	9695	50843
Wyoming	82825	43425	14311	7503	37963	6559	5419

Want to know more about COVID-19 vaccinations?

Learn more about recommendations, product information, and more on CDC's [COVID-19 Vaccination landing page](#).

*Data will update as soon as they are reviewed and verified, oftentimes before 8 pm ET. However, daily updates might be delayed due to delays in reported data.

Data on doses of vaccine distributed and administered include data received by CDC as of 6:00 am ET on the day of reporting. Vaccination data on the CDC COVID Data Tracker are updated daily during 1:30 pm and 8:00 pm ET. Updates will occur the following day when reporting coincides with a federal holiday.

Vaccination data reported on the CDC COVID Data Tracker might differ from data reported by states and territories for several reasons:

- Data can be updated on different schedules and reflect data "as of" different dates or times of day. There may be a delay between the time a vaccination record appears in a state or jurisdictional system and when it is received by CDC.
- Occasionally, a technical issue related to processing or transmission of data will occur. When issues arise, CDC works closely with the states, territories, and federal entities to resolve the technical issue.
- CDC receives vaccine administration information from multiple sources, including jurisdictional immunization information systems, pharmacies, federal agencies receiving a direct vaccine allocation, and the Vaccine Administration Management System (VAMS), which supports temporary, mobile, or satellite clinics. When CDC applies validation and business rules to prevent data duplication, data presented on the COVID Data Tracker might differ from data listed in state immunization systems and dashboards. CDC makes every effort to reconcile doses administered that are reported through more than one system. However, in certain circumstances, some vaccine doses administered could be counted more than once.
- Healthcare providers are expected to report doses administered to federal, state, territorial, and local agencies within 72 hours of administration. There could be difference lag for data to be transmitted from the federal, state, territorial, or local agency to CDC. During the 72 hours, a large difference between the number of doses distributed and the number of people who are vaccinated is expected due to several factors, including the time it takes for doses delivered to be administered, the time it takes for administered doses to be reported to CDC, and management of available vaccine stock by jurisdictions and federal pharmacy partners to meet local demands.

Doses distributed and administered are mostly reported separately for the jurisdictions on the CDC COVID Data Tracker. Generally, doses administered by federal entities are not attributed to the jurisdictions in which they were administered. However, some federal sites could report such doses to both the jurisdiction and to the federal entity. The "Rate per 100,000" metric displays as "n/a" for federal entities because population-based rates are not applicable. Data for federal entities will display when the "Counts" metric is selected. Veterans Health Administration (VHA) totals include employees, veteran patients, and other federal partners vaccinated by VHA.

Definitions:

Doses distributed for U.S. States, D.C., and Puerto Rico are cumulative counts of COVID-19 vaccine doses reported to Operation Warp Speed as delivered since December 14, 2020. Doses distributed to the U.S. Virgin Islands, Palau, Micronesia, Marshall Islands, Guam, American Samoa, and Northern Mariana Islands include those marked as shipped in CDC's Vaccine Tracking System (VTrKS) since December 13, 2020. Doses distributed to a state or territory also include those distributed to pharmacies and the Federal Pharmacy Partnership for Long-Term Care (LTC) Program in the jurisdiction. On January 20, 2021, CDC COVID Data Tracker moved to reporting doses delivered for U.S. states, D.C., and Puerto Rico. Before January 26, 2021, doses distributed were calculated based on 5 doses per vial for Pfizer-BioNTech. Starting on January 26, 2021, the calculation for doses distributed includes the sixth dose per vial for Pfizer-BioNTech.

Total doses administered are cumulative counts of individual COVID-19 vaccine doses administered as reported to CDC by state, territorial, and local public health agencies and federal entities since December 14, 2020. Doses administered in a state or territory also include those administered in pharmacies and through the Federal Pharmacy Partnership for Long-Term Care (LTC) Program in the jurisdiction. Doses administered are attributed to the jurisdiction in which the vaccine was administered.

People receiving 1 or more doses represent the total number of people who have received at least one dose of vaccine. People receiving 2 doses represent the number of people who have also received a second dose of vaccine. **The number of people receiving 1 or more doses and the number of people receiving 2 doses were determined based on information reported to CDC by state, territorial, and local public health agencies and federal entities on dose number, administration date, recipient ID, and date of submission. Because the method used to determine dose numbers needs to be applied across multiple jurisdictions with different reporting practices, CDC's dose number estimates might differ from those reported by jurisdictions and federal entities. A dose number was determined for nearly all reported doses administered but, because there are some missing data for dose number, the sum of people receiving 1 or more doses and people receiving 2 doses will not exactly equal the total doses administered. People receiving doses are attributed to the jurisdiction in which the vaccine was administered.

Rates per 100,000 represent the rate of total doses distributed, the rate of total doses administered, the rate of people receiving 1 or more doses, and the rate of people receiving 2 doses per 100,000. The total population estimate is used as the denominator to calculate rates for total doses administered, people receiving 1 or more doses, and people receiving 2 doses. The rate per 100,000 of the total population metric is calculated among the entire population (i.e., all ages). These metrics use the U.S. Census Bureau 2019 American Community Survey 1-year population estimates. 2018 population estimates are used for American Samoa, Federated States of Micronesia, Guam, Northern Mariana Islands, Palau, Republic of Marshall Islands, and United States Virgin Islands. Emergency Use Authorization has been granted for use of the Pfizer-BioNTech vaccine among persons aged 16 and older and use of the Moderna vaccine among persons aged 18 and older. Therefore, vaccine use is limited among those under age 18, which represents approximately 22% of the U.S. population. Jurisdictions may use more targeted population counts for the denominator in their rate calculations (i.e., persons over 18 or over 16 years old), which would result in values different than those reported on the CDC COVID Tracker. In some limited circumstances, people might receive vaccinations outside of their state or territory of residency. These rates currently account for vaccinations occurring in the jurisdiction where the vaccination was administered.

HAVE QUESTIONS?

- Visit CDC-INFO
- Call 800-232-4636
- Email CDC-INFO
- Open 24/7

CDC INFORMATION

- About CDC
- Jobs
- Funding
- Policies
- File Viewers & Players

Privacy

- FOIA
- No Fear Act
- OIG
- Nondiscrimination
- Accessibility

CONNECT WITH CDC

- Facebook
- Twitter
- Instagram
- LinkedIn
- YouTube
- Podcast
- RSS
- Email