

COVID Data Tracker

Cases in US

25,456,670

Cases in US Last 30 Days

Total Vaccines Administered

26.2M

Deaths in US

427,626

Deaths in US Last 30 Days

- Data Tracker Home
- Your Community +
- Case & Deaths +
- Demographic Trends +
- Healthcare Systems -
- Healthcare Personnel
- Vaccinations in Long Term Care Facilities
- Trends in ED Visits
- Testing and Seroprevalence +
- People at Increased Risk +
- COVID-19 Home

Federal Pharmacy Partnership for Long-Term Care (LTC) Program

Maps, charts, and data provided by the CDC, updated daily by 8 pm ET[†]

Total Number of Doses Administered in Long-Term Care Facilities

3,102,134

Number of People with 1 or More Doses in Long-Term Care Facilities

2,725,477

Number of People with 2 Doses in Long-Term Care Facilities

365,778

CDC | Data as of: Jan 28 2021 6:00am ET | Posted: Jan 28 2021 11:54PM ET

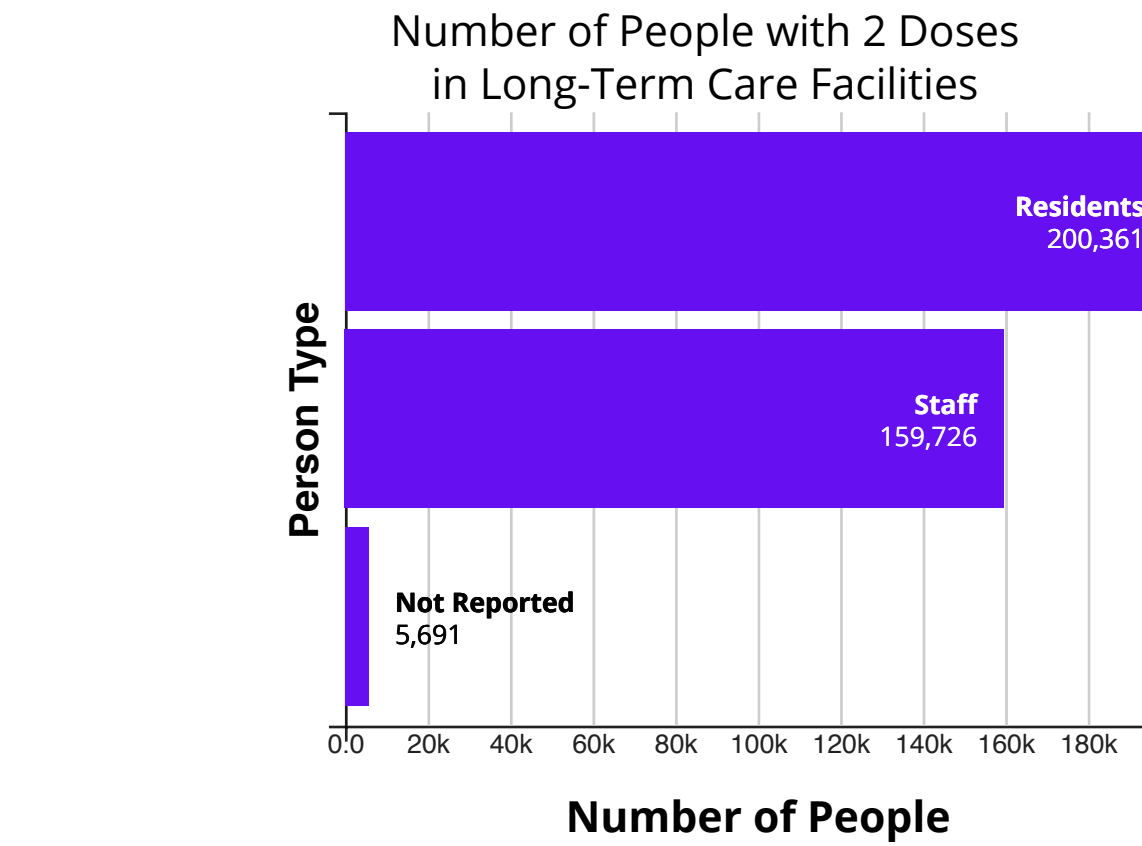
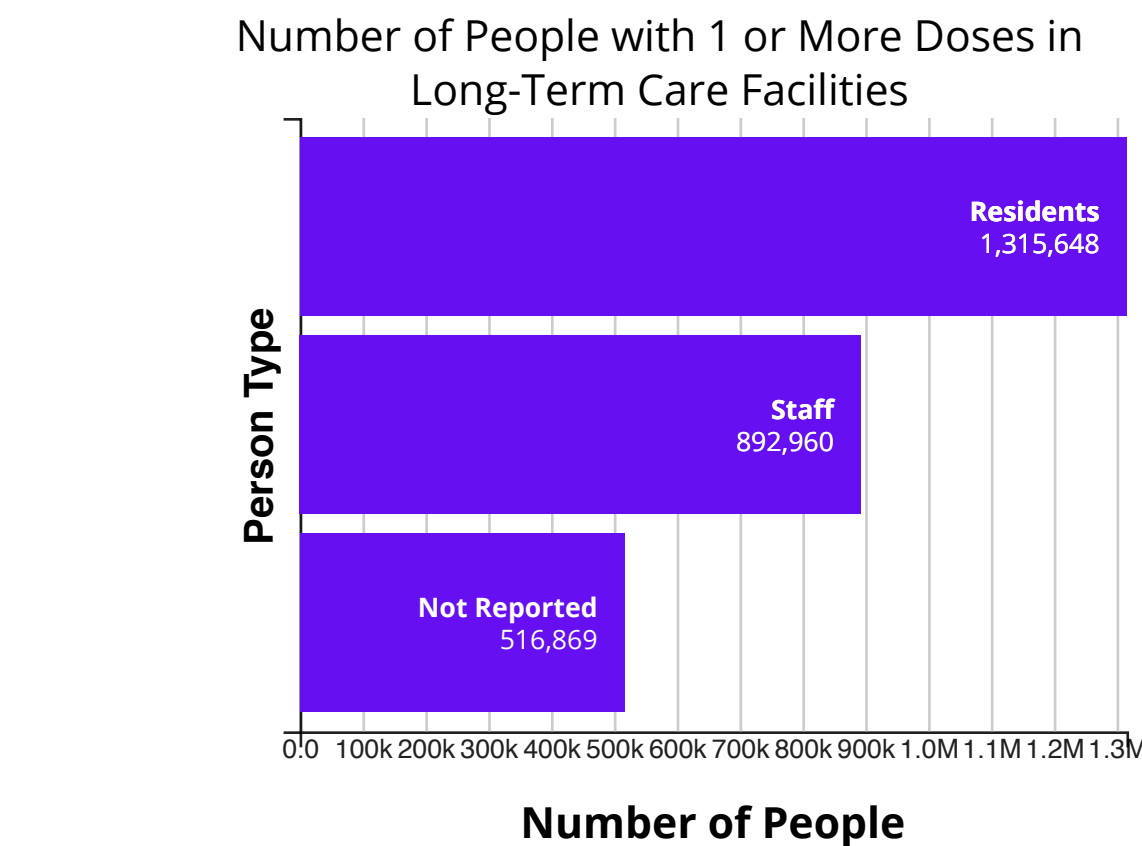
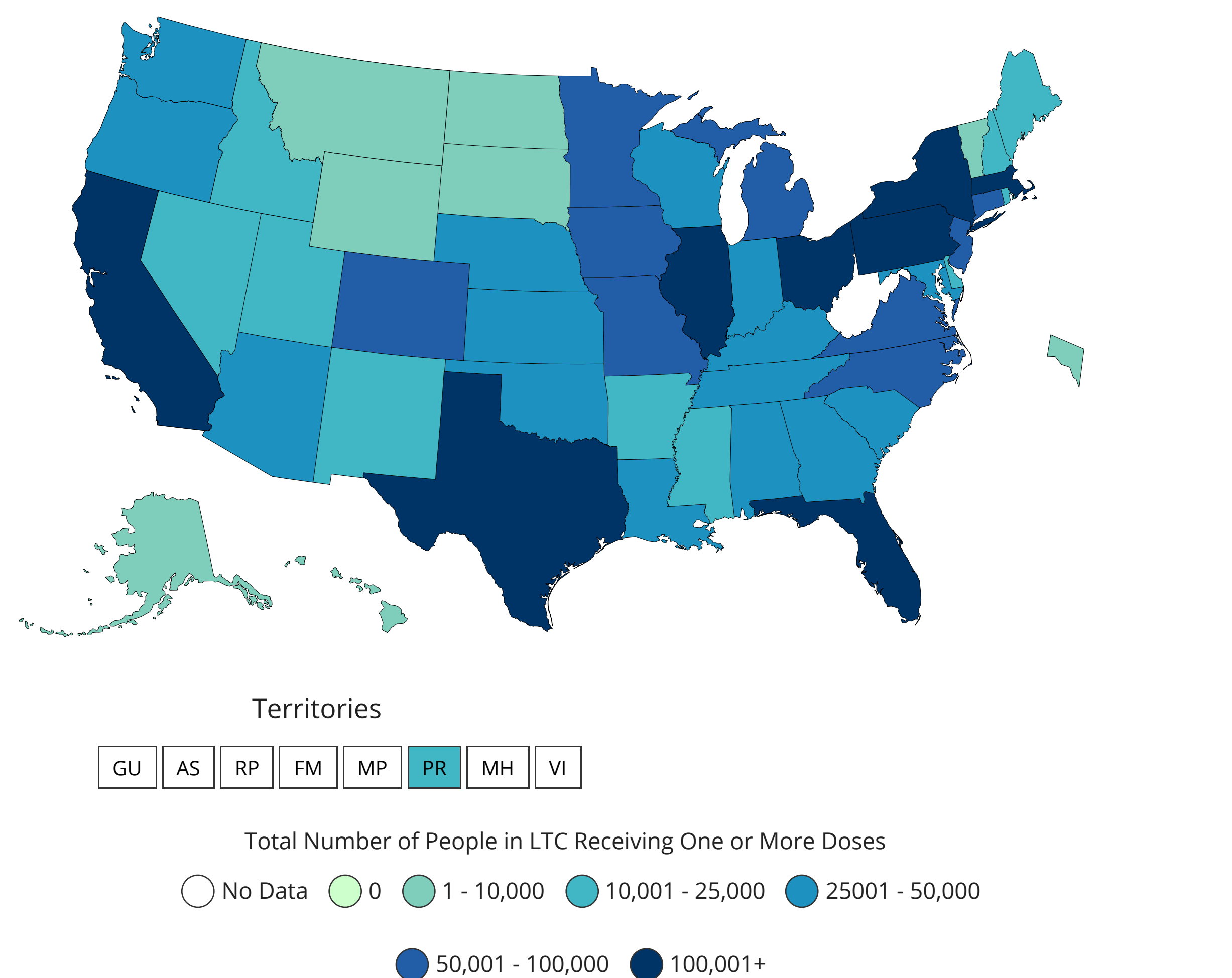
View:

☐ Total Doses Administered

☒ Number of People Receiving 1 or More Doses

☐ Number of People Receiving 2 Doses

Total Number of People Receiving One or More Doses Reported to CDC by State/Territory, Federal Pharmacy Partnership for LTC Program



Data Table for COVID-19 Vaccinations in Long Term Care Facilities

CDC | Updated: Jan 28 2021 11:54PM

Download Data

State/Territory ↕	Total LTC Doses Administered ↕	People in LTC with 1+ Doses ↕	People in LTC with 2 Doses ↕
Alaska	2813	2696	114
Alabama	36158	31732	4359
Arkansas	11900	11509	390
American Samoa	N/A	N/A	N/A
Arizona	27896	27333	523
California	251601	224892	26265
Colorado	56970	51721	5132
Connecticut	72046	56291	15480
District of Columbia	3129	3097	14
Delaware	15727	14129	1573
Florida	208397	177561	30080
Federated States of Micronesia	N/A	N/A	N/A
Georgia	51968	46228	5590
Guam	N/A	N/A	N/A
Hawaii	9798	9300	496
Iowa	60606	54772	5603
Idaho	10433	10009	410
Illinois	139063	123997	14853
Indiana	50011	48414	1553
Kansas	42865	38146	4679
Kentucky	51713	43462	8142
Louisiana	40501	39615	838
Massachusetts	129462	108155	20605
Maryland	55113	44132	10646
Maine	20042	16707	3317
Marshall Islands	N/A	N/A	N/A
Michigan	95810	91851	3818
Minnesota	58908	57574	1267
Missouri	61405	59488	1829
Northern Mariana Islands	N/A	N/A	N/A
Mississippi	19539	18817	687
Montana	9017	8225	785
North Carolina	82431	80018	2262
North Dakota	3710	3075	632
Nebraska	38156	31349	6742
New Hampshire	24927	19038	5850
New Jersey	105628	91746	13596
New Mexico	13988	13808	159
Nevada	26711	24450	2235
New York State	203441	163761	37169
Ohio	186005	151305	33493
Oklahoma	31591	28376	3040
Oregon	38355	33185	5142
Pennsylvania	167410	134330	32568
Puerto Rico	19836	19832	1
Rhode Island	18063	14824	3174
Republic of Palau	N/A	N/A	N/A
South Carolina	43178	40687	2371
South Dakota	7081	6437	641
Tennessee	39561	38710	804
Texas	226779	197696	28230
Utah	26018	24058	1936
Virginia	86424	73545	12303
Virgin Islands	N/A	N/A	N/A
Vermont	9445	7647	1756
Washington	51400	49516	1802
Wisconsin	44267	43463	772
West Virginia	N/A	N/A	N/A
Wyoming	2566	2559	1
United States	3102134	2725477	365778

[View and Download](#) COVID-19 Case Surveillance Public Use Data

[†]Data will update as soon as they are reviewed and verified, oftentimes before 8 pm ET. However, daily updates might be delayed due to delays in reported data.

Data on doses of vaccine administered through the [Federal Pharmacy Partnership for Long-term Care \(LTC\) Program](#) include those received by CDC as of 6:00 am ET on the day of reporting. Updates will occur the following day when reporting coincides with a federal holiday.

The [Federal Pharmacy Partnership for Long-term Care \(LTC\) Program](#) is a partnership between CDC and CVS, Walgreens, and Managed Health Care Associates, Inc., to offer on-site COVID-19 vaccination services for residents of nursing homes and assisted living facilities. This program is being implemented in close coordination with jurisdictions, long-term care facilities, federal partners, including the Centers for Medicare and Medicaid Services, and professional organizations, including the American Health Care Association and Leading Age. Jurisdictions had the opportunity to launch the program as early as December 21 for Pfizer-BioNTech vaccine or December 28 for Moderna vaccine. The Program provides COVID-19 vaccine to staff and residents in skilled nursing facilities (Part A) and assisted living and other similar facilities (Part B). Launch dates for Part A and Part B varied across jurisdictions. As of January 4, 2021, a total of 54 jurisdictions have started the program. Program start dates varied based on the jurisdiction. As of January 27, LTCF doses represent 13,409 skilled nursing facilities (Part A) and 23,517 assisted living and other similar facilities (Part B). Approximately 1.9 million doses (64%) of doses administered were given to residents and staff in skilled nursing facilities.

Pharmacy partners report to CDC on doses administered as part of the [Federal Pharmacy Partnership for Long-term Care \(LTC\) Program](#) within 72 hours of administration.

States and territories not participating in the [Federal Pharmacy Partnership for Long-term Care \(LTC\) Program](#) are shown on the map in white. These states and territories are implementing their own vaccination plans to reach LTC staff and residents.

Definitions:

Total doses administered are cumulative counts of individual COVID-19 vaccine doses administered to residents and staff in long-term care facilities participating in the [Federal Pharmacy Partnership for Long-term Care \(LTC\) Program](#) as reported to CDC by pharmacy partners.

People receiving 1 or more doses represent the total number of people who have received at least one dose of vaccine. **People receiving 2 doses** represent the number of people who have also received a second dose of vaccine.

** The number of people receiving 1 or more doses and the number of people receiving 2 doses were determined based on information reported to CDC by pharmacy partners on dose number, administration date, recipient ID, and date of submission. A dose number was determined for nearly all reported doses administered but, because there are some missing data for dose number, the sum of people receiving 1 or more doses and people receiving 2 doses will not exactly equal the total doses administered.

Staff and resident vaccinations were determined based on administration type information received by CDC from pharmacy partners. Not all vaccine doses could be categorized as being administered to LTC staff or residents. Overall numbers of doses administered, people receiving 1 or more doses, and people receiving 2 doses include all vaccinations through the program, including those for which staff/resident status was not reported.

***Doses distributed** information for the Federal Pharmacy Partnership for Long-Term Care (LTC) Program is no longer being reported because distribution data cannot be separated for the Federal Pharmacy Partnership for Long-Term Care (LTC) Program, the pharmacy retail transfer program, and doses distributed from state allocations directly to pharmacies.