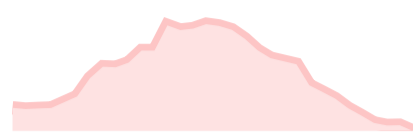


# COVID Data Tracker

Cases in US **25,456,670**

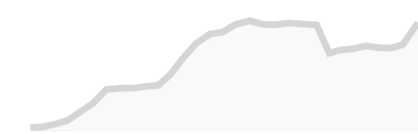
Cases in US Last 30 Days



Total Vaccines Administered **26.2M**

Deaths in US **427,626**

Deaths in US Last 30 Days



Data Tracker Home

Your Community

Case & Deaths

Demographic Trends

Healthcare Systems

Testing and Seroprevalence

People at Increased Risk

Underlying Medical Conditions

Pregnant Women

**Correctional Facilities**

COVID-19 Home

## Confirmed COVID-19 Cases in US Correctional and Detention Facilities By State

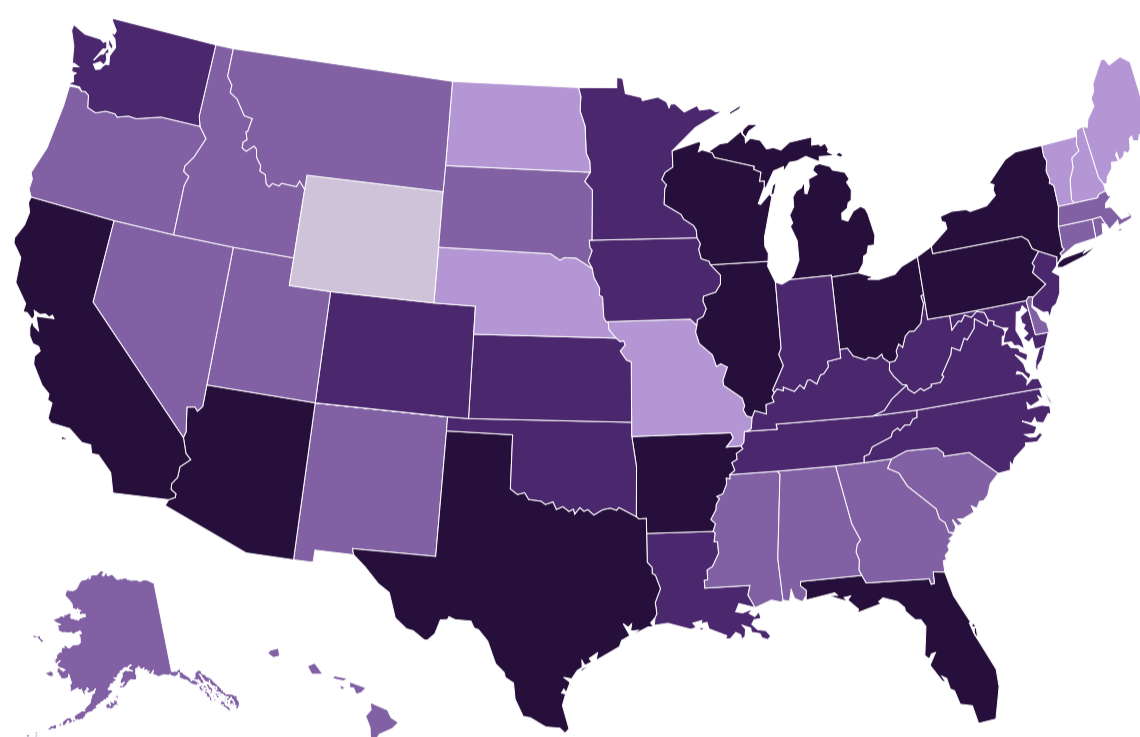
Overall **Cases** Deaths

**1,283**  
Affected Facilities

**440,901**  
Total Resident Cases

**361,891**  
Total Resident Cases

**79,010**  
Total Staff Cases



Jurisdiction	Resident	Staff	Total Cases
California*	60,272	17,789	78,061
Texas	34,815	8,799	43,614
Michigan	24,403	3,404	27,807
Florida*	19,668	5,104	24,772
Illinois	13,810	4,470	18,280
Pennsylvania*	13,883	4,271	18,154
Arizona*	14,216	2,444	16,660
Wisconsin	11,491	2,413	13,904
Ohio	7,992	4,409	12,401
New York*	6,208	4,218	10,426
Arkansas*	10,296	0	10,296
North Carolina	9,896	0	9,896
Colorado	9,577	0	9,577
Kentucky	8,610	908	9,518
Virginia	9,368	41	9,409
Tennessee	6,905	1,437	8,342
New Mexico	6,228	2,004	8,232

Last updated 29-Jan-21

Total Number of Cases ● A: 0-100 ● B: 101-1,000 ● C: 1,001-5,000 ● D: 5,001-9,999 ● E: 10,000+

Cases are reported by state Department of Corrections and the Federal Bureau of Prisons at the facility-level unless indicated by \*, which designates cumulative state-wide totals (county-wide for DC) from one or more facilities, not named, in addition to cases reported from any named facilities. Data contain cumulative confirmed COVID-19 counts in U.S. correctional and detention facilities, separately for staff and residents, starting from March 31, 2020. Data collected from the Department of Corrections websites are principally represented by prisons, with exception of a few states that include jails. Citation: UCLA Law COVID-19 Behind Bars Data Project, <https://law.ucla.edu/centers/criminal-justice/criminal-justice-program/related-programs/covid-19-behind-bars-data-project/>

31-Mar-20  
Reported data from

27-Jan-21  
Data Through

Microsoft Power BI

< 2 of 3 >



Want to learn more about COVID-19 in correctional facilities?

Find more [information and resources](#)

[View and Download](#) COVID-19 Case Surveillance Public Use Data

HAVE QUESTIONS?

- Visit CDC-INFO
- Call 800-232-4636
- Email CDC-INFO
- Open 24/7

CDC INFORMATION

- About CDC
- Jobs
- Funding
- Policies
- File Viewers & Players

Privacy

- FOIA
- No Fear Act
- OIG
- Nondiscrimination
- Accessibility

CONNECT WITH CDC

