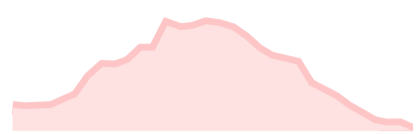


# COVID Data Tracker

Cases in US **25,456,670**

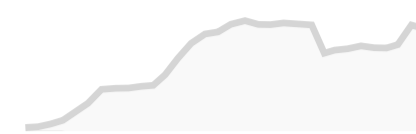
Cases in US Last 30 Days



Total Vaccines Administered **26.2M**

Deaths in US **427,626**

Deaths in US Last 30 Days



Data Tracker Home

Your Community +

Case & Deaths +

Demographic Trends +

Healthcare Systems +

Testing and Seroprevalence +

People at Increased Risk -

Underlying Medical Conditions

Pregnant Women

**Correctional Facilities**

COVID-19 Home

## Confirmed COVID-19 Cases and Deaths in US Correctional and Detention Facilities By State

Overall Cases Deaths



**1,283**  
Affected Facilities

**440,901**  
Total Cases

**361,891**  
Total Resident Cases

**79,010**  
Total Staff Cases

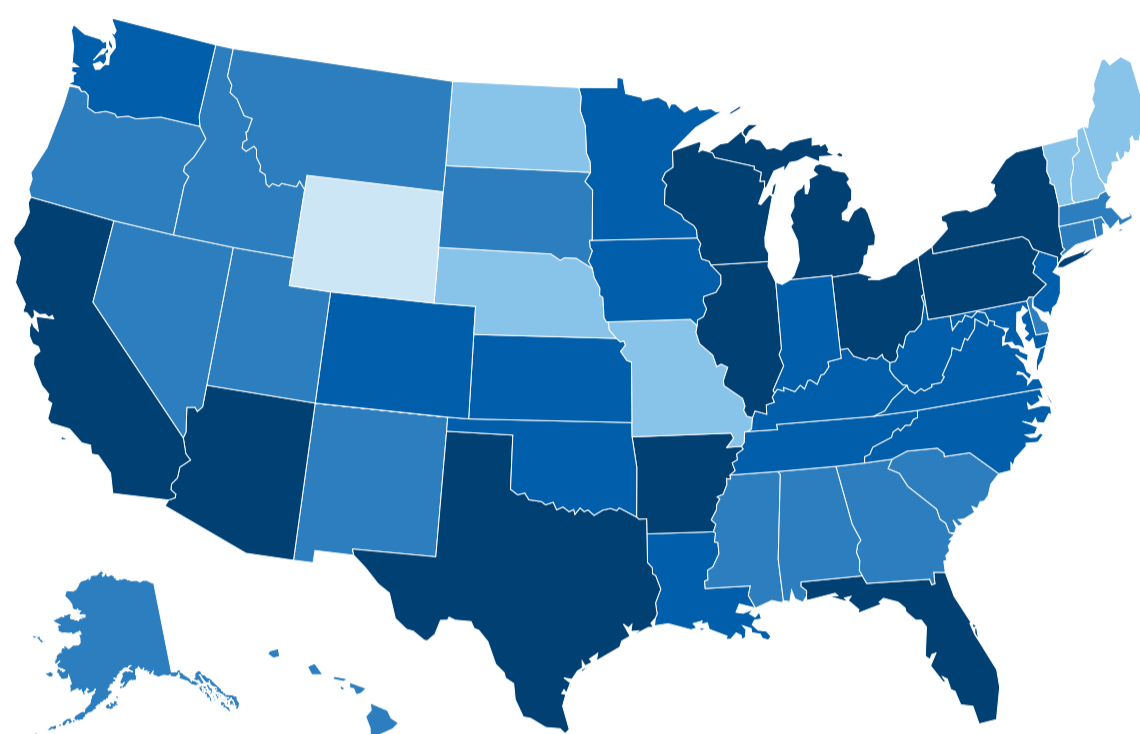
**2,277**  
Total Deaths

**2,153**  
Total Resident Deaths

**124**  
Total Staff Deaths

Last updated 29-Jan-21

Total Number of Cases A: 0-100 B: 101-1,000 C: 1,001-5,000 D: 5,001-9,999 E: 10,000+



| Jurisdiction   | Cases  | Deaths | Facilities |
|----------------|--------|--------|------------|
| California*    | 78,061 | 228    | 65         |
| Texas          | 43,614 | 282    | 127        |
| Michigan       | 27,807 | 141    | 41         |
| Florida*       | 24,772 | 212    | 17         |
| Illinois       | 18,280 | 13     | 46         |
| Pennsylvania*  | 18,154 | 103    | 41         |
| Arizona*       | 16,660 | 58     | 23         |
| Wisconsin      | 13,904 | 25     | 44         |
| Ohio           | 12,401 | 150    | 33         |
| New York*      | 10,426 | 39     | 61         |
| Arkansas*      | 10,296 | 1      | 3          |
| North Carolina | 9,896  | 71     | 59         |
| Colorado       | 9,577  | 29     | 26         |
| Kentucky       | 9,518  | 63     | 22         |
| Virginia       | 9,409  | 54     | 43         |
| Tennessee      | 8,342  | 45     | 24         |
| New Jersey     | 8,232  | 55     | 32         |

31-Mar-20 27-Jan-21  
 Reported data from Data Through

Cases and deaths are reported by state Department of Corrections and the Federal Bureau of Prisons at the facility-level unless indicated by \*, which designates cumulative state-wide totals (county-wide for DC) from one or more facilities, not named, in addition to cases and deaths reported from any named facilities. Data contain cumulative confirmed COVID-19 counts in U.S. correctional and detention facilities, separately for staff and residents, starting from March 31, 2020. Data collected from the Department of Corrections websites are principally represented by prisons, with exception of a few states that include jails. Citation: UCLA Law COVID-19 Behind Bars Data Project, <https://law.ucla.edu/centers/criminal-justice/criminal-justice-program/related-programs/covid-19-behind-bars-data-project/>

Microsoft Power BI

< 1 of 3 >



Want to learn more about COVID-19 in correctional facilities?

Find more [information and resources](#)

[View and Download](#) COVID-19 Case Surveillance Public Use Data

HAVE QUESTIONS?

- Visit CDC-INFO
- Call 800-232-4636
- Email CDC-INFO
- Open 24/7

CDC INFORMATION

- About CDC
- Jobs
- Funding
- Policies
- File Viewers & Players

Privacy

- FOIA
- No Fear Act
- OIG
- Nondiscrimination
- Accessibility

CONNECT WITH CDC

