

Coronavirus Disease 2019 (COVID-19)

CDC COVID Data Tracker

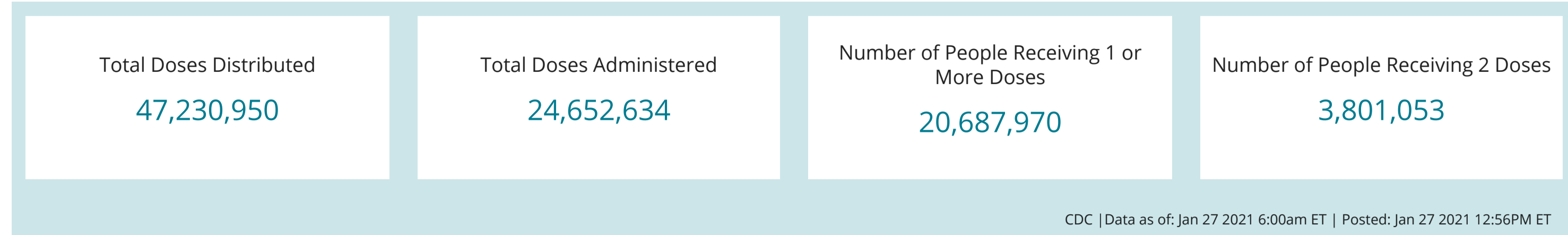
Maps, charts, and data provided by the CDC, updated daily by 8 pm ET

- Case Trends Vaccinations County View Laboratory Global Cases and Deaths Community Impact Unique Populations COVID-19 Home

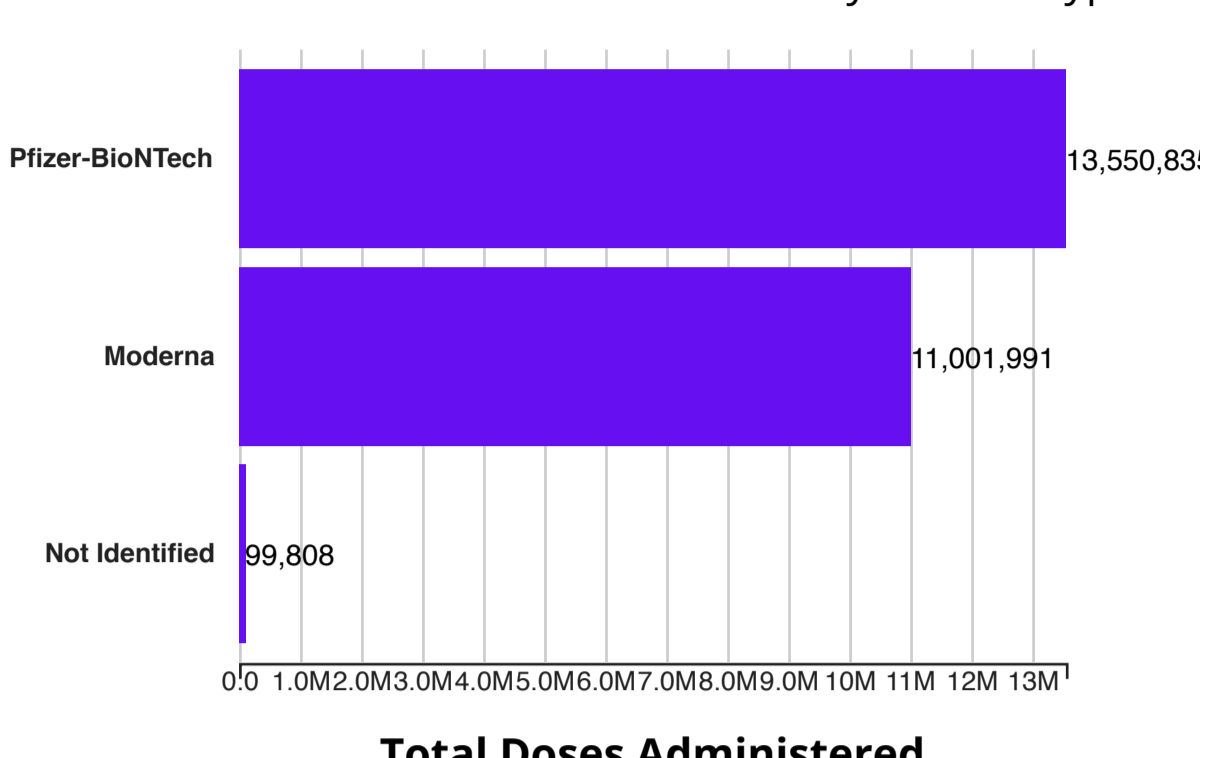
Vaccinations in the US Vaccinations in Long Term Care Facilities

COVID-19 Vaccinations in the United States

Overall US COVID-19 Vaccine Distribution and Administration

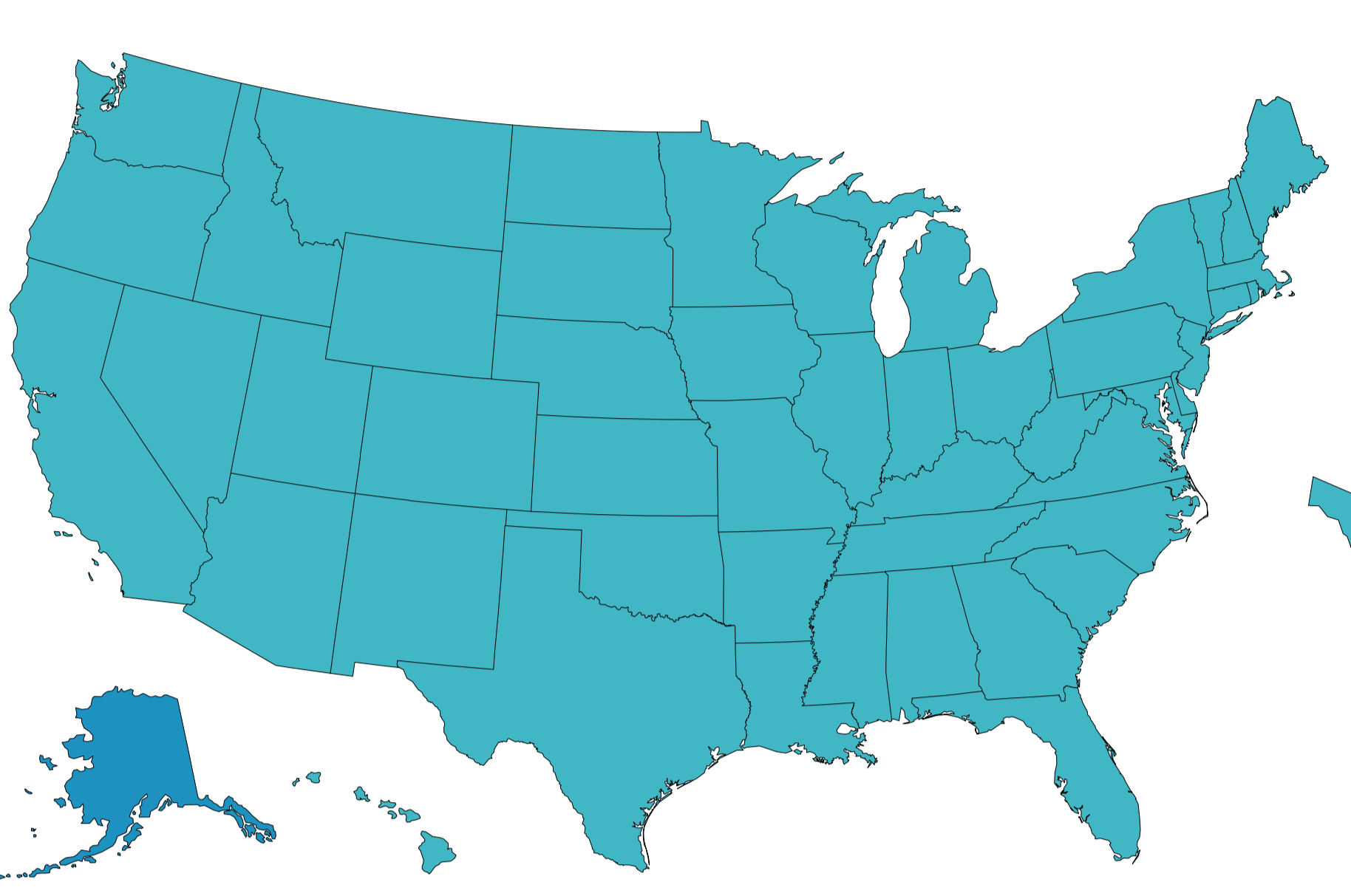


U.S. COVID-19 Vaccine Administration by Vaccine Type

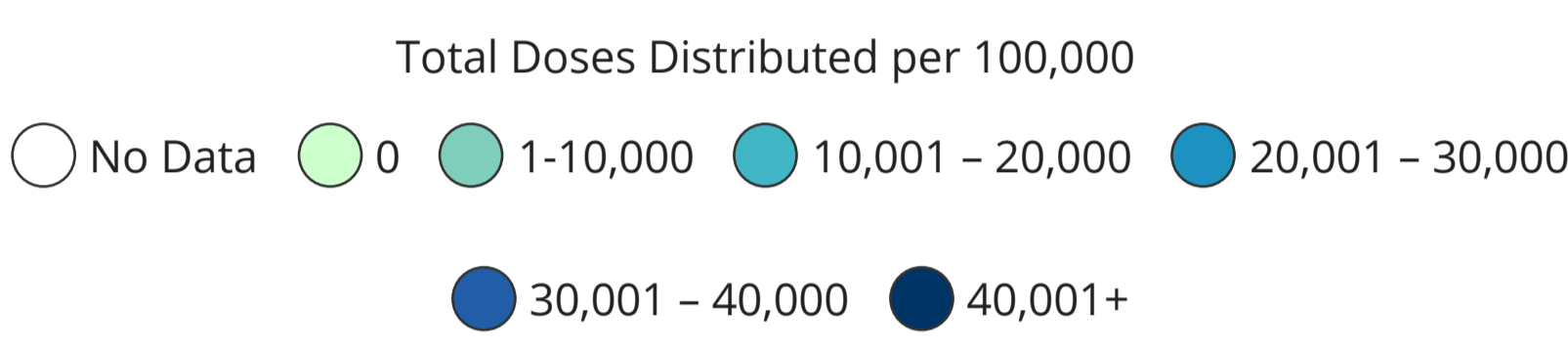


View and Metric selection options: Total Doses Administered, People Receiving 1 or More Doses, People Receiving 2 Doses, Total Doses Distributed. Metrics: Count, Rate per 100,000.

Total Doses Distributed Reported to the CDC by State/Territory and for Selected Federal Entities per 100,000 population



Territories: GU, AS, RP, FM, MP, PR, MH, VI. Federal Entities: BoP, DoD, IHS, VHA.



Data Table for COVID-19 Vaccinations in the United States

CDC | Updated: Jan 27 2021 12:56PM

Download Data

Table with 9 columns: State/Territory/Federal Entity, Total Doses Distributed, Total Doses Administered, Doses Distributed per 100K, Doses Administered per 100K, People with 1+ Doses, People with 1+ Doses per 100K, People with 2 Doses, People with 2 Doses per 100K. Lists data for all 50 states, DC, and territories.

Want to know more about COVID-19 vaccinations?

Learn more about recommendations, product information, and more on CDC's COVID-19 Vaccination landing page.

Data will update as soon as they are reviewed and verified, oftentimes before 8 pm ET. However, daily updates might be delayed due to delays in reported data.

Doses distributed information for the Federal Pharmacy Partnership for Long-Term Care (LTC) Program is not reported because distribution data cannot be separated for the Federal Pharmacy Partnership for Long-Term Care (LTC) Program, the pharmacy retail transfer program, and doses distributed from state allocations directly to pharmacies.

Data on doses of vaccine distributed and administered include those received by CDC as of 6:00 am ET on the day of reporting. Vaccination data on the CDC COVID Data Tracker are updated daily between 1:30 pm and 6:00 pm ET. Updates will occur the following day when reporting coincides with a federal holiday.

Vaccination data reported on the CDC COVID Data Tracker may differ from data reported by states and territories for several reasons:

- Data may be updated on different schedules and reflect data "as of" different dates or times of day. There may be a delay between the time a vaccination record appears in a state or jurisdictional system and when it is received by CDC. Occasionally, there may be technical issues related to processing or transmission of data. When issues arise, CDC works closely with the states, territories, and federal entities to resolve the problem. CDC receives vaccine administration information from multiple sources, including jurisdictional immunization information systems, pharmacies, federal agencies receiving a direct vaccine allocation, and the Vaccine Administration Management System (VAMS), which supports temporary, mobile, or satellite clinics. Validation and business rules applied to prevent data duplication may cause data presented on the COVID Data Tracker to differ from what is in state immunization systems and dashboards. Every effort is made to reconcile doses administered that are reported through more than one system but, in certain circumstances, some vaccine doses administered could be counted more than once.

Healthcare providers report doses administered to federal, state, territorial, and local agencies within 72 hours of administration. There may be additional lag for data to be transmitted from the federal, state, territorial, or local agency to CDC. A large difference between the number of doses distributed and the number of people initiating vaccination is expected due to several factors including the time it takes for doses delivered to be administered, the time it takes for administered doses to be reported to CDC, and management of available vaccine stocks by jurisdictions and federal pharmacy partners.

Doses distributed and administered are reported separately for federal entities. Doses administered by federal entities are not generally attributed to the jurisdictions in which they were administered. However, some federal sites may report such doses to both the jurisdiction and to the federal entity. The "Rate per 100,000" metric displays as "n/a" for federal entities because population-based rates are not applicable. Data for federal entities will display when the "Counts" metric is selected. The Veterans Health Administration (VHA) totals include employees, veteran patients, and other federal partners vaccinated by VHA.

Definitions:

Doses distributed for U.S. States, D.C., and Puerto Rico are cumulative counts of COVID-19 vaccine doses reported to Operation Warp Speed as delivered since December 14, 2020. Doses distributed to the U.S. Virgin Islands, Palau, Micronesia, Marshall Islands, Guam, American Samoa, and Northern Mariana Islands jurisdiction. Those marked as shipped in CDC's Vaccine Tracking System (VTrckS) since December 13, 2020. Doses distributed to a state or territory also include those distributed to pharmacies in the jurisdiction on January 20, 2021. CDC COVID Data Tracker moved from reporting doses shipped to doses delivered for U.S. States, D.C., and Puerto Rico.

Total doses administered are cumulative counts of individual COVID-19 vaccine doses administered as reported to CDC by state, territorial, and local public health agencies and federal entities since December 14, 2020.

People receiving 1 or more doses represent the total number of people who have received at least one dose of vaccine. People receiving 2 doses represent the number of people who have also received a second dose of vaccine. **The number of people receiving 1 or more doses and the number of people receiving 2 doses were determined based on information reported to CDC by state, territorial, and local public health agencies and federal entities on dose number, administration date, recipient ID, and date of submission. Because the method used to determine dose numbers needs to be applied across multiple jurisdictions with different reporting practices, CDC's dose number estimates may differ from those reported by jurisdictions and federal entities. A dose number was determined for nearly all reported doses administered but, because there are some missing data for dose number, the sum of people receiving 1 or more doses and people receiving 2 doses will not exactly equal the total doses administered.

Rates per 100,000 population use the U.S. Census Bureau 2019 American Community Survey 1-year population estimates. 2018 population estimates are used for American Samoa, Federated States of Micronesia, Guam, Northern Mariana Islands, Palau, Republic of Marshall Islands, and United States Virgin Islands. Differences in the relative size of populations targeted for vaccination across jurisdictions should be considered when comparing population-based rates across jurisdictions.

HAVE QUESTIONS?

- Visit CDC-INFO Call 800-232-4636 Email CDC-INFO Open 24/7

CDC INFORMATION

- About CDC Jobs Funding Policies File Viewers & Players

Privacy

- FOIA No Fear Act OIG Nondiscrimination Accessibility

CONNECT WITH CDC

