

Coronavirus Disease 2019 (COVID-19)

CDC COVID Data Tracker

Maps, charts, and data provided by the CDC, updated daily by 8 pm ET [†]

Case Trends ▼

Vaccinations ▼

County View ▼

Laboratory ▼

Global Cases and Deaths ▼

Community Impact ▼

Unique Populations ▼

COVID-19 Home

Cases and Deaths by State

US and State Trends

Compare State Trends

Demographics

Trends by Population Factors

Forecasting

Trends in ED Visits

Demographic Trends of COVID-19 cases and deaths in the US reported to CDC

CDC is working with states to provide more information on race/ethnicity for reported cases. The percent of reported cases that include race/ethnicity data is increasing.

These data only represent the geographic areas that contributed data on race/ethnicity. Every geographic area has a different racial and ethnic composition. These data are not generalizable to the entire U.S. population.

If cases were distributed equally across racial and ethnic populations, one would expect to see more cases in those populations that are more highly represented in geographic areas that contributed data.

Percentages displayed in the charts below represent the percent of cases or deaths for which the demographic variable of interest is known.

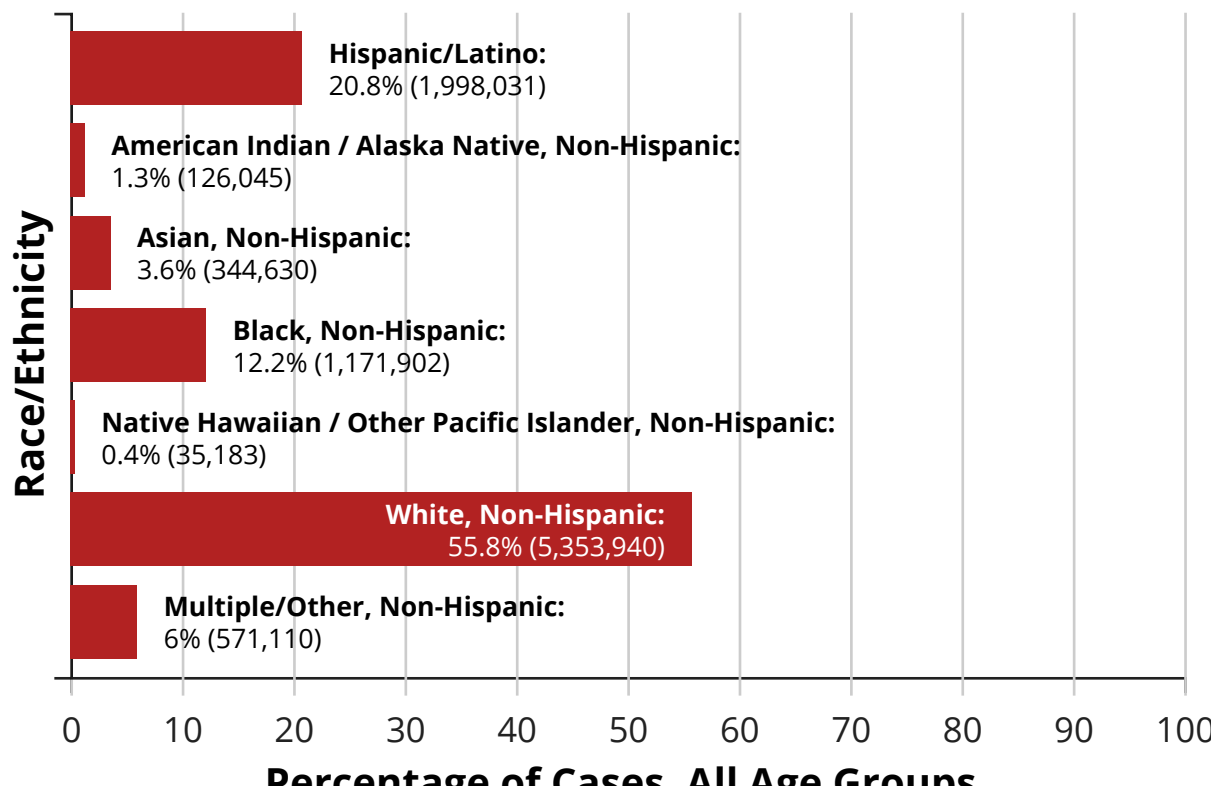
CDC | Updated: Jan 26 2021 12:16PM

Cases by Race/Ethnicity:

Download ▼

Data from 18,807,907 cases. Race/Ethnicity was available for 9,600,841 (51%) cases.

All Age Groups ▼

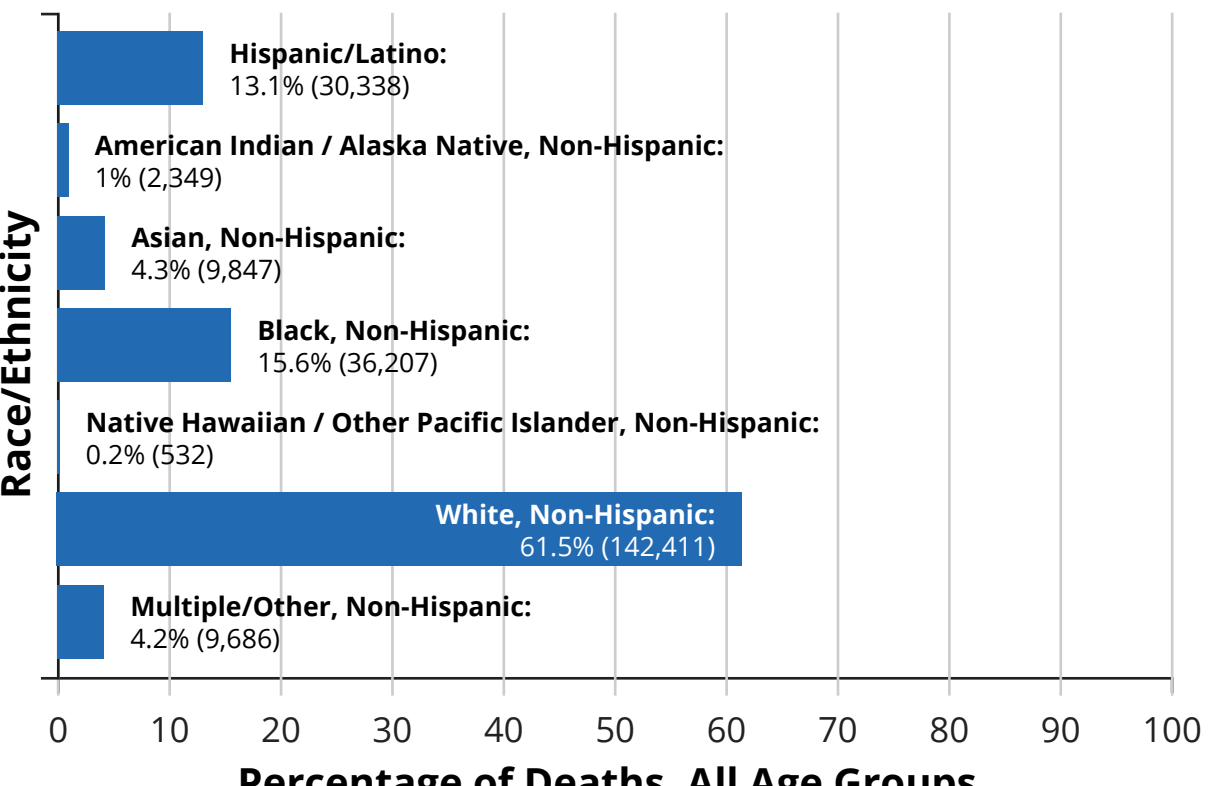


Deaths by Race/Ethnicity:

Download ▼

Data from 298,564 deaths. Race/Ethnicity was available for 231,370 (77%) deaths.

All Age Groups ▼

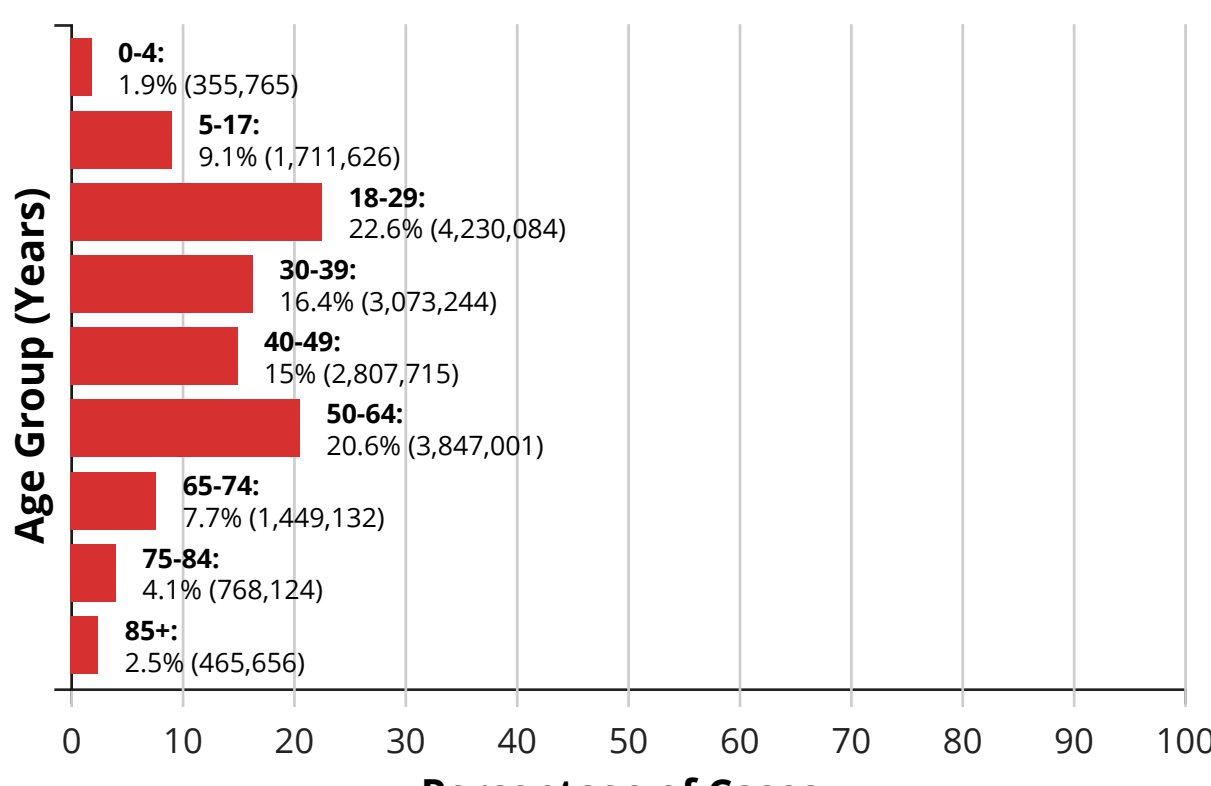


Cases by Age Group:

Download ▼

Data from 18,807,907 cases. Age group was available for 18,708,347 (99%) cases.

All Age Groups ▼

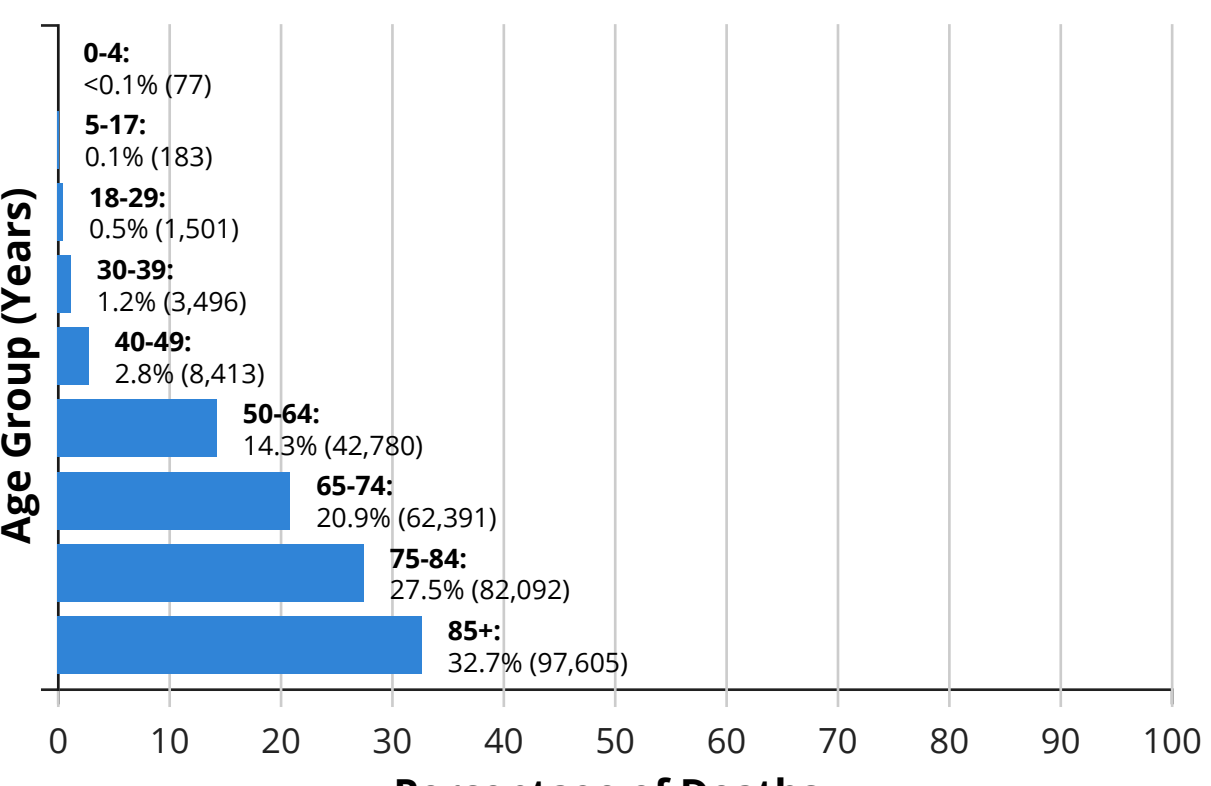


Deaths by Age Group:

Download ▼

Data from 298,564 deaths. Age group was available for 298,538 (99%) deaths.

All Age Groups ▼

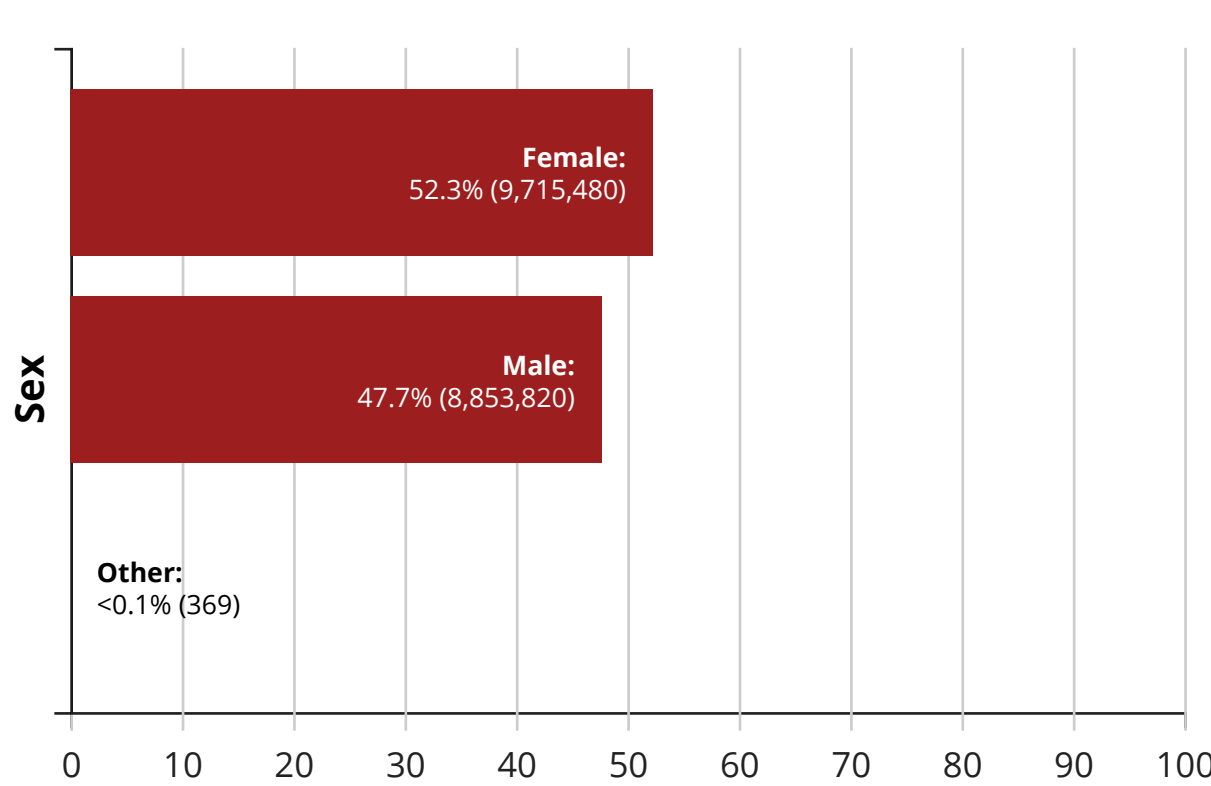


Cases by Sex:

Download ▼

Data from 18,807,907 cases. Sex was available for 18,569,669 (98%) cases.

All Age Groups ▼

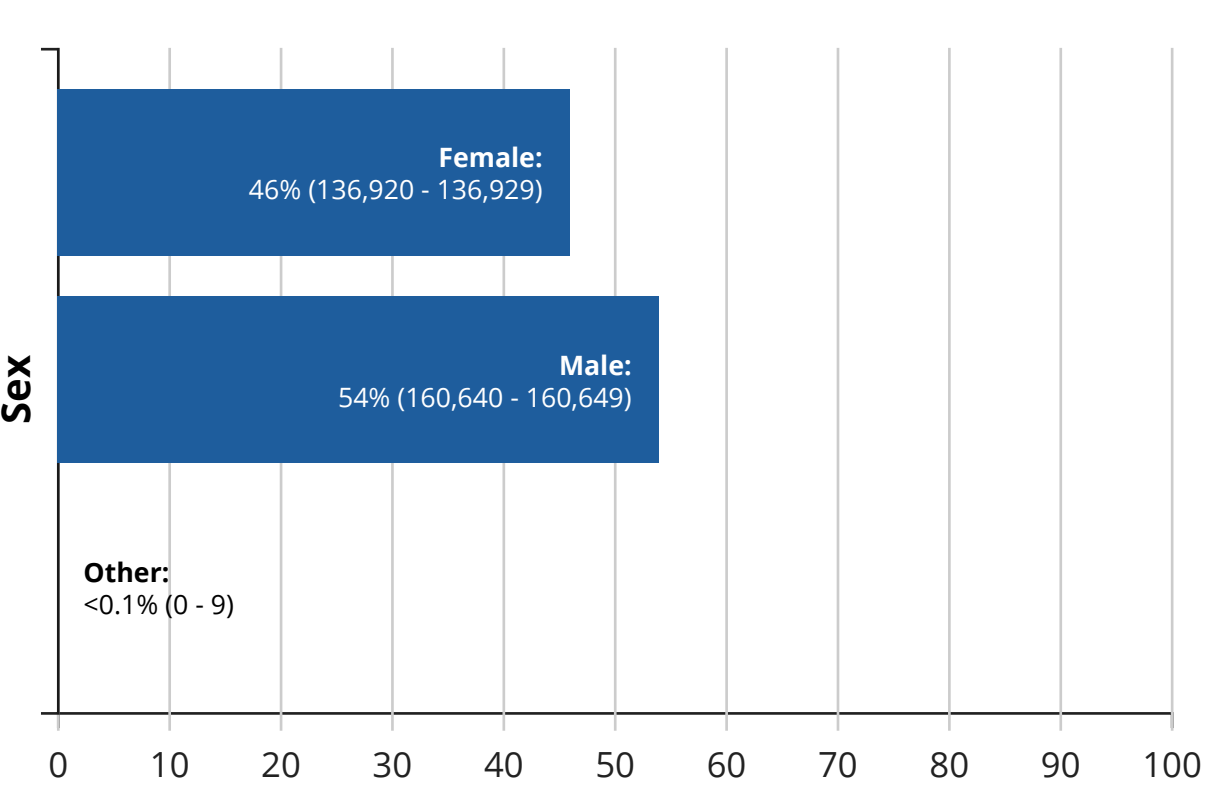


Deaths by Sex:

Download ▼

Data from 298,564 deaths. Sex was available for 297,577 (99%) deaths.

All Age Groups ▼



Do you need to take extra precautions to reduce your risk of contracting COVID-19?

Find more [information and resources](#) for those at increased risk for COVID-19

[View and Download](#) COVID-19 Case Surveillance Public Use Data

[†]Data will update as soon as they are reviewed and verified, oftentimes before 8 pm ET. However, daily updates might be delayed due to delays in reported data.

Data Sources, References & Notes: The case classifications for COVID-19, a nationally notifiable disease, are described in an [updated interim COVID-19 position statement and case definition](#) issued by the Council of State and Territorial Epidemiologists on August 5, 2020. However, there is some variation in how jurisdictions implement these case classifications. More information on how CDC collects COVID-19 case surveillance data can be found at [CDC's COVID-19 FAQ webpage](#). Demographic data for COVID-19 cases and deaths is based on a subset of individuals where case-level data are reported by state and territorial jurisdictions to the Centers for Disease Control and Prevention (CDC) since January 21, 2020. Demographic data have varying degrees of missing data and are not generalizable to the entire population of individuals with COVID-19. All displayed counts include confirmed COVID-19 cases and deaths as reported by U.S. states, U.S. territories, New York City (NYC), and the District of Columbia from the previous day. Counts for certain jurisdictions also include probable COVID-19 cases and deaths. The process used for finding and confirming COVID-19 cases displayed by other sites may differ.

HAVE QUESTIONS?

Visit CDC-INFO

Call 800-232-4636

Email CDC-INFO

Open 24/7

CDC INFORMATION

About CDC

Jobs

Funding

Policies

File Viewers & Players

Privacy

FOIA






No Fear Act






OIG

Nondiscrimination

Accessibility

CONNECT WITH CDC





U.S. Department of Health & Human Services

USA.gov

CDC Website Exit Disclaimer 