



Coronavirus Disease 2019 (COVID-19)

CDC COVID Data Tracker

Maps, charts, and data provided by the CDC, updated daily by 8 pm ET †

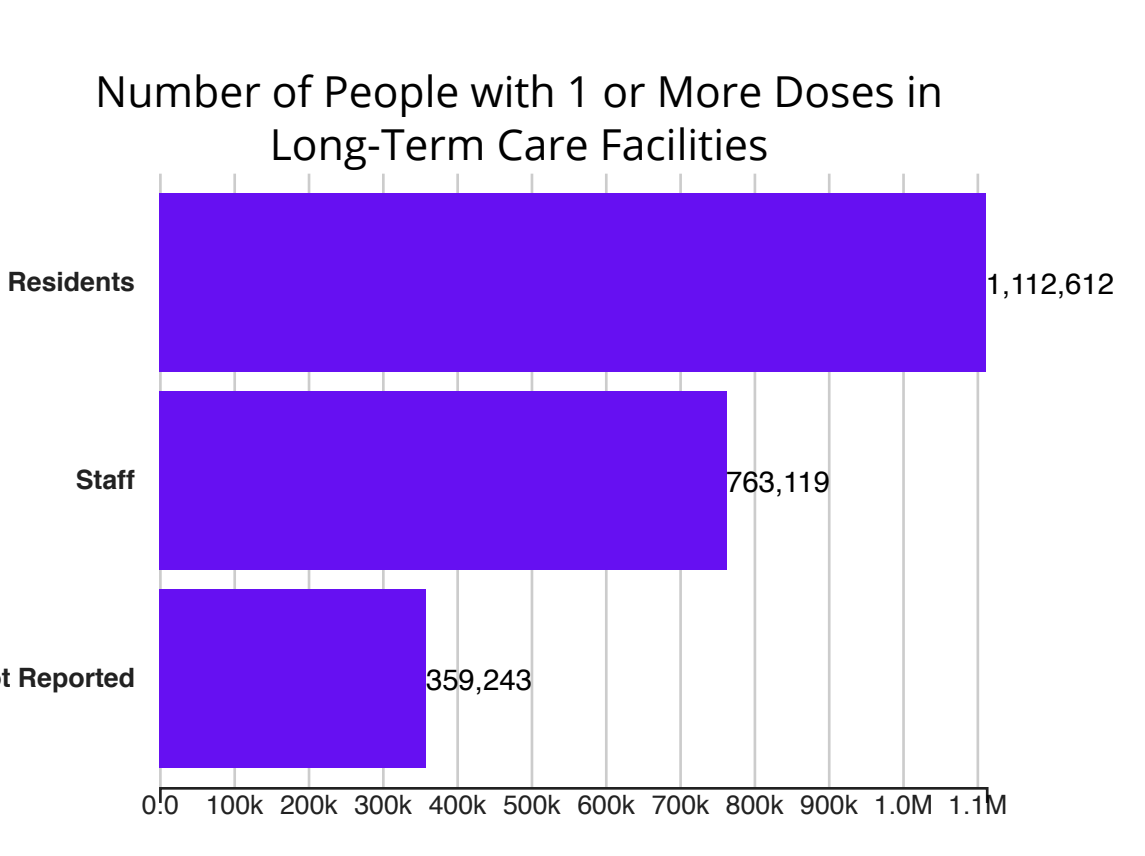
- Case Trends ▾
- Vaccinations ▾**
- County View ▾
- Laboratory ▾
- Global Cases and Deaths ▾
- Community Impact ▾
- Unique Populations ▾
- COVID-19 Home

[Vaccinations in the US](#) | **Vaccinations in Long Term Care Facilities**

Federal Pharmacy Partnership for Long-Term Care (LTC) Program

Total Number of Doses Administered in Long-Term Care Facilities 2,437,670	Number of People with 1 or More Doses in Long-Term Care Facilities 2,234,974	Number of People with 2 Doses in Long-Term Care Facilities 194,790
---	--	--

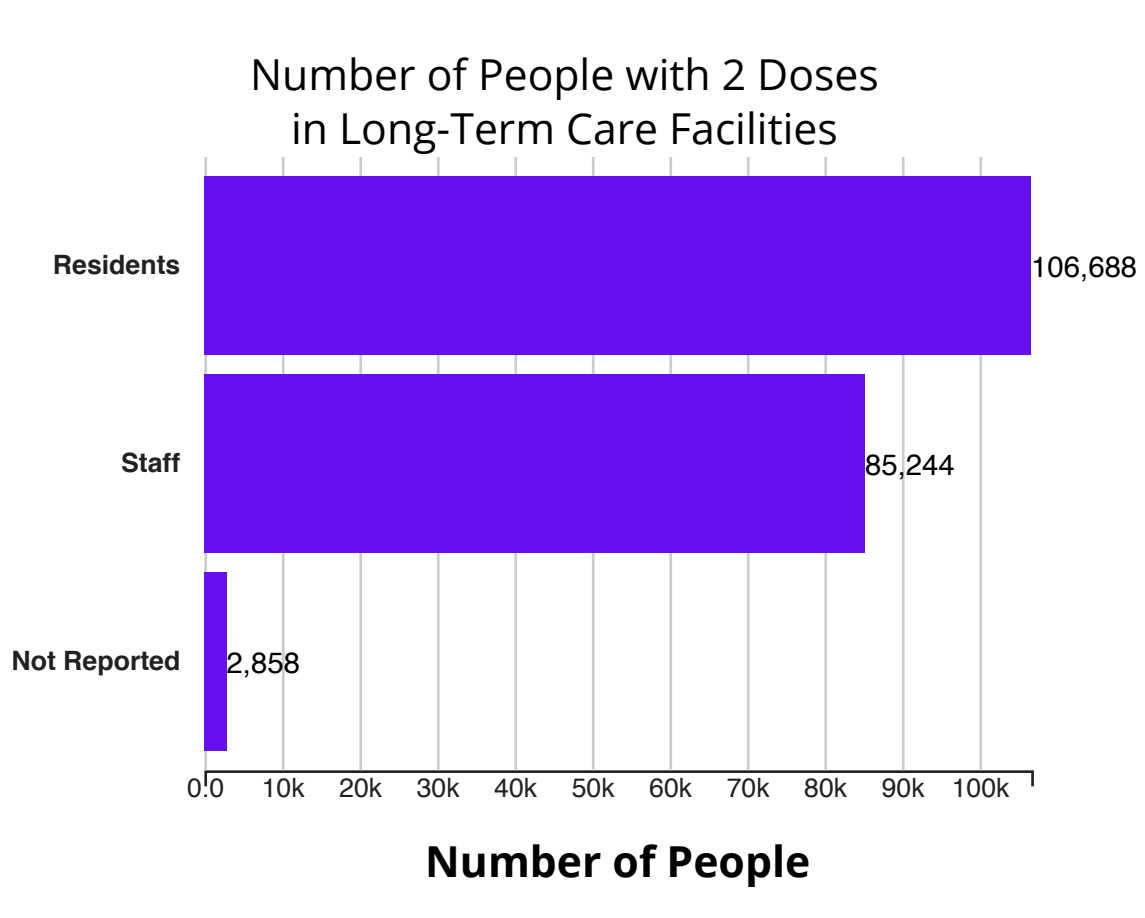
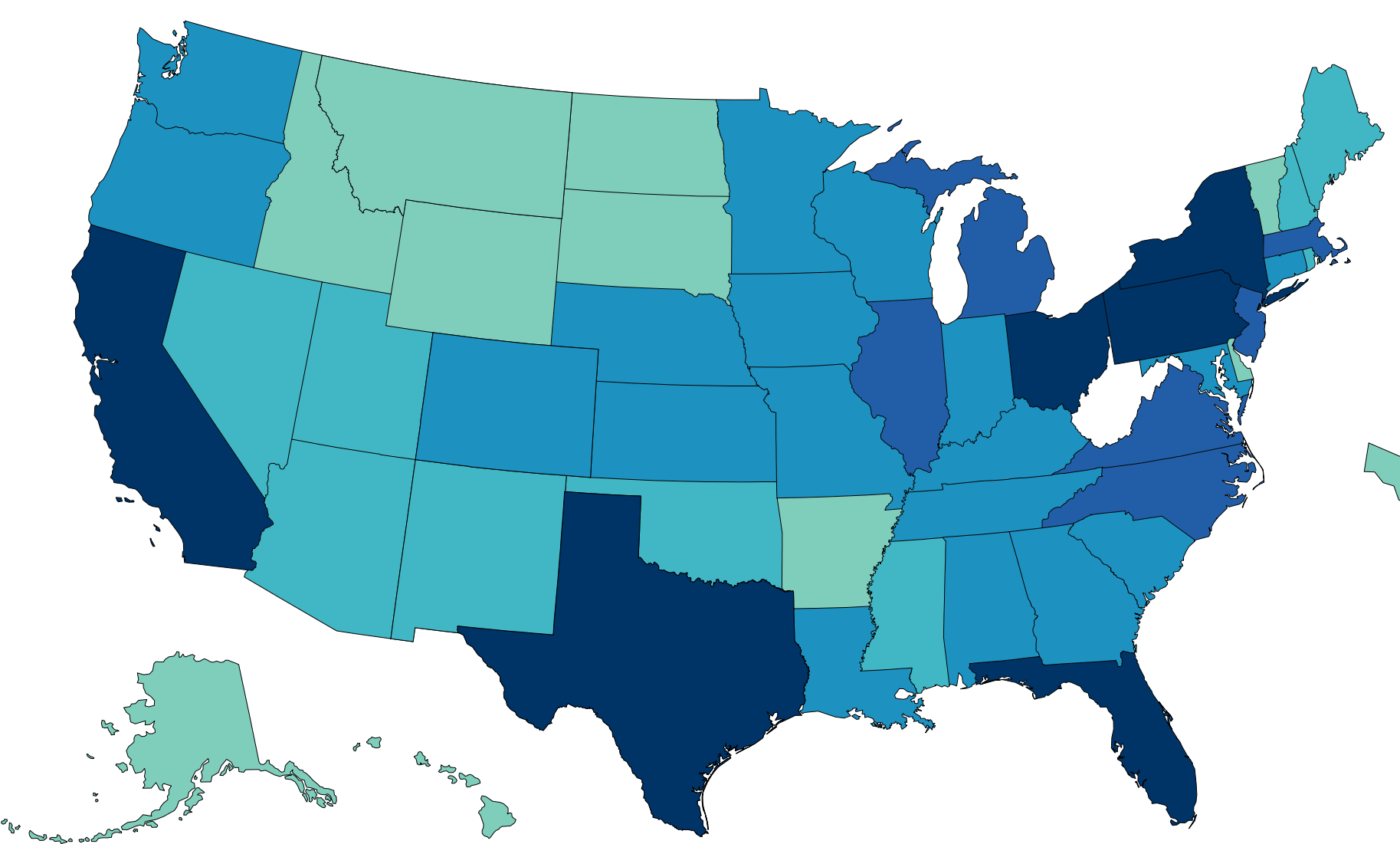
CDC | Data as of: Jan 23 2021 6:00am ET | Posted: Jan 23 2021 1:01PM ET



View:

- Total Doses Administered
- Number of People Receiving 1 or More Doses
- Number of People Receiving 2 Doses

Total Number of People Receiving One or More Doses Reported to CDC by State/Territory, Federal Pharmacy Partnership for LTC Program



- Territories
- GU
 - AS
 - RP
 - FM
 - MP
 - PR
 - MH
 - VI

Total Number of People in LTC Receiving One or More Doses

- No Data
- 0
- 1 - 10,000
- 10,001 - 25,000
- 25,001 - 50,000
- 50,001 - 100,000
- 100,001+

Data Table for COVID-19 Vaccinations in Long Term Care Facilities

CDC | Updated: Jan 23 2021 1:01PM [Download Data](#)

State/Territory ↕	Total LTC Doses Administered ↕	People in LTC with 1+ Doses ↕	People in LTC with 2 Doses ↕
Alaska	2340	2281	58
Alabama	27631	25731	1852
Arkansas	5849	5771	78
American Samoa	N/A	N/A	N/A
Arizona	19422	19383	15
California	185541	172495	12722
Colorado	44634	42386	2189
Connecticut	60942	49733	11005
District of Columbia	2782	2759	14
Delaware	10050	9262	766
Florida	178343	156660	21118
Federated States of Micronesia	N/A	N/A	N/A
Georgia	40235	37672	2496
Guam	N/A	N/A	N/A
Hawaii	8507	8503	2
Iowa	47878	46177	1579
Idaho	7746	7607	129
Illinois	98828	92434	6275
Indiana	41160	41090	36
Kansas	33820	32123	1664
Kentucky	44771	38666	6025
Louisiana	29987	29846	106
Massachusetts	97272	87764	9157
Maryland	42306	36362	5764
Maine	16416	14392	2009
Marshall Islands	N/A	N/A	N/A
Michigan	74391	74236	73
Minnesota	44973	44625	322
Missouri	48567	48423	78
Northern Mariana Islands	N/A	N/A	N/A
Mississippi	15022	14616	383
Montana	6467	6157	304
North Carolina	67504	67370	41
North Dakota	3148	2865	282
Nebraska	31540	28251	3275
New Hampshire	20814	17071	3709
New Jersey	82317	77135	5019
New Mexico	11690	11658	19
Nevada	16396	15105	1277
New York State	168485	138676	27433
Ohio	159043	134492	23473
Oklahoma	25143	22708	2269
Oregon	30447	26191	4233
Pennsylvania	124833	109818	14672
Puerto Rico	11513	11510	1
Rhode Island	12907	11369	1504
Republic of Palau	N/A	N/A	N/A
South Carolina	33111	33040	35
South Dakota	6297	5884	410
Tennessee	32207	32114	59
Texas	186394	172911	12920
Utah	21360	20693	650
Virginia	64839	58802	5758
Virgin Islands	N/A	N/A	N/A
Vermont	7714	6571	1105
Washington	37954	37561	345
Wisconsin	34260	34188	59
West Virginia	N/A	N/A	N/A
Wyoming	2131	2125	1
United States	2437670	2234974	194790

[View and Download COVID-19 Case Surveillance Public Use Data](#)

Data on doses of vaccine administered through the **Federal Pharmacy Partnership for Long-term Care (LTC) Program** include those received by CDC as of 6:00 am ET on the day of reporting. Vaccination data on the CDC COVID Data Tracker are updated daily between 1:30 pm and 6:00 pm ET. Updates will occur the following day when reporting coincides with a federal holiday.

The **Federal Pharmacy Partnership for Long-term Care (LTC) Program** is a partnership between CDC and CVS, Walgreens, and Managed Health Care Associates, Inc., to offer on-site COVID-19 vaccination services for residents of nursing homes and assisted living facilities. This program is being implemented in close coordination with jurisdictions, long-term care facilities, federal partners, including the Centers for Medicare and Medicaid Services, and professional organizations, including the American Health Care Association and Leading Age. Jurisdictions had the opportunity to launch the program as early as December 21 for Pfizer-BioNTech vaccine or December 28 for Moderna vaccine. The Program provides COVID-19 vaccine to staff and residents in skilled nursing facilities (Part A) and assisted living and other similar facilities (Part B). Launch dates for Part A and Part B varied across jurisdictions. As of January 4, 2021, a total of 54 jurisdictions have started the program. Program start dates varied based on the jurisdiction. As of January 20, a total 89% (12,420/-14,000) skilled nursing facilities and 23% (14,423/-60,000) of assisted living and other similar facilities have started vaccination of staff and residents.

Pharmacy partners report to CDC on doses administered as part of the **Federal Pharmacy Partnership for Long-term Care (LTC) Program** within 72 hours of administration.

States and territories not participating in the **Federal Pharmacy Partnership for Long-term Care (LTC) Program** are shown on the map in white. These states and territories are implementing their own vaccination plans to reach LTC staff and residents.

Definitions:
Total doses administered are cumulative counts of individual COVID-19 vaccine doses administered to residents and staff in long-term care facilities participating in the **Federal Pharmacy Partnership for Long-term Care (LTC) Program** as reported to CDC by pharmacy partners.

People receiving 1 or more doses represent the total number of people who have received at least one dose of vaccine. **People receiving 2 doses** represent the number of people who have also received a second dose of vaccine.

** The number of people receiving 1 or more doses and the number of people receiving 2 doses were determined based on information reported to CDC by pharmacy partners. Not all vaccine doses could be categorized as being administered to LTC staff or residents. Overall numbers of doses administered, people receiving 1 or more doses, and people receiving 2 doses include all vaccinations through the program, including those for which staff/resident status was not reported.

***Doses distributed** information for the Federal Pharmacy Partnership for Long-Term Care (LTC) Program is no longer being reported because distribution data cannot be separated for the Federal Pharmacy Partnership for Long-Term Care (LTC) Program, the pharmacy retail transfer program, and doses distributed from state allocations directly to pharmacies.

<p>HAVE QUESTIONS?</p> <ul style="list-style-type: none"> Visit CDC-INFO Call 800-232-4636 Email CDC-INFO Open 24/7 	<p>CDC INFORMATION</p> <ul style="list-style-type: none"> About CDC Jobs Funding Policies File Viewers & Players 	<p>Privacy</p> <ul style="list-style-type: none"> FOIA No Fear Act OIG Nondiscrimination Accessibility 	<p>CONNECT WITH CDC</p> <ul style="list-style-type: none"> Facebook Twitter Instagram LinkedIn YouTube Google+ CDC RSS Email
--	--	---	--