

COVID-19

ACT NOW!



V-safe After Vaccination Health Checker

Updated Jan. 21, 2021

[Print](#)



Get vaccinated.
Get your smartphone.
Get started with v-safe.

Use your smartphone to tell CDC about any side effects after getting the COVID-19 vaccine. You'll also get reminders if you need a second vaccine dose.

V-safe is a smartphone-based tool that uses text messaging and web surveys to provide personalized health check-ins after you receive a COVID-19 vaccine. Through **v-safe**, you can quickly tell CDC if you have any side effects after getting the COVID-19 vaccine. Depending on your answers, someone from CDC may call to check on you and get more information. **V-safe** will also remind you to get your second COVID-19 vaccine dose if you need one.

Note: **V-safe cannot schedule vaccine appointments**, including second doses of COVID-19 vaccines. If you need to schedule, reschedule, or cancel a COVID-19 vaccination appointment, contact the location that set up your appointment or a vaccine provider in your area. This may be your state or local health department, employer, or vaccine provider.

Other V-safe
Resources

[Troubleshooting](#) >

[Frequently
Asked
Questions
About V-safe](#) >

[V-safe Print
Resources](#) >

How to register and use v-safe

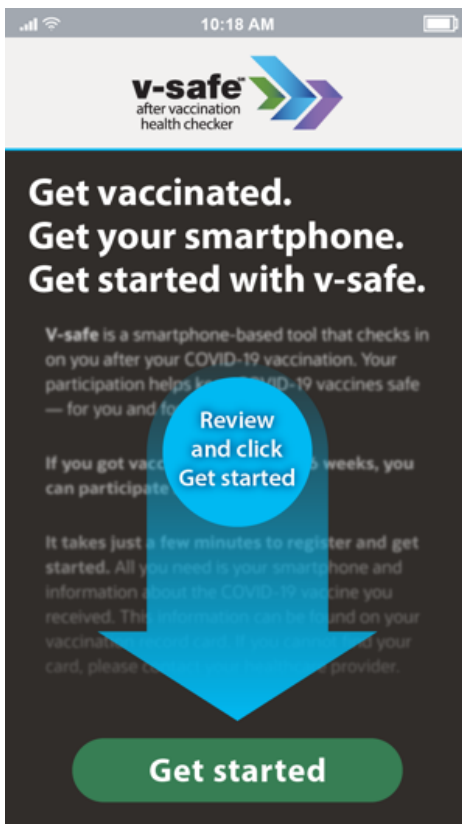
You will need your smartphone and information about the COVID-19 vaccine you received. This information can be found on the vaccination record card you received during your vaccination; if you cannot find your card, please contact your healthcare provider.



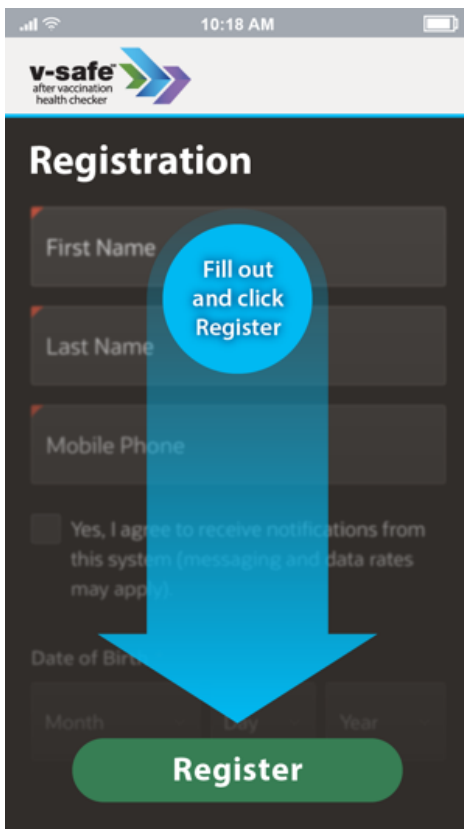
Register for v-safe

Registration Process

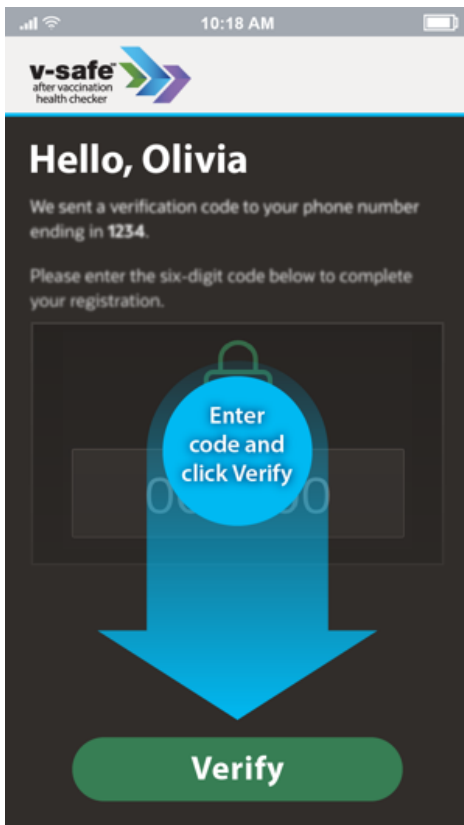
1. Go to vsafe.cdc.gov. Read the onscreen instructions and click **Get Started**.



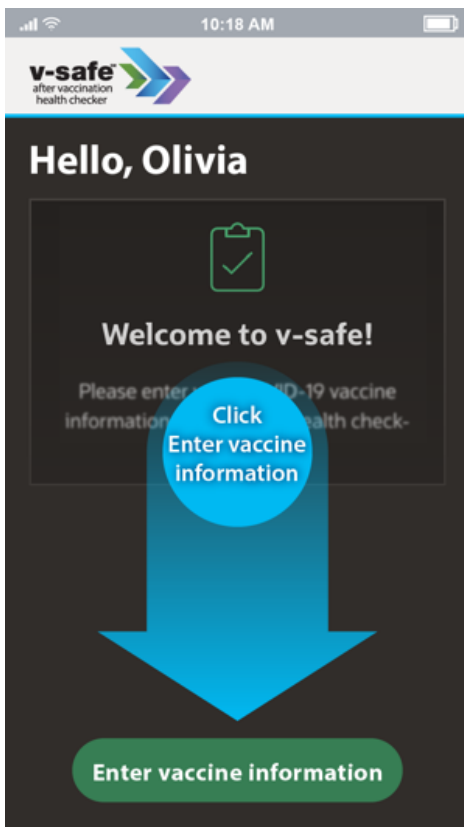
2. Enter your name, mobile number, and other requested information. Click **Register**.



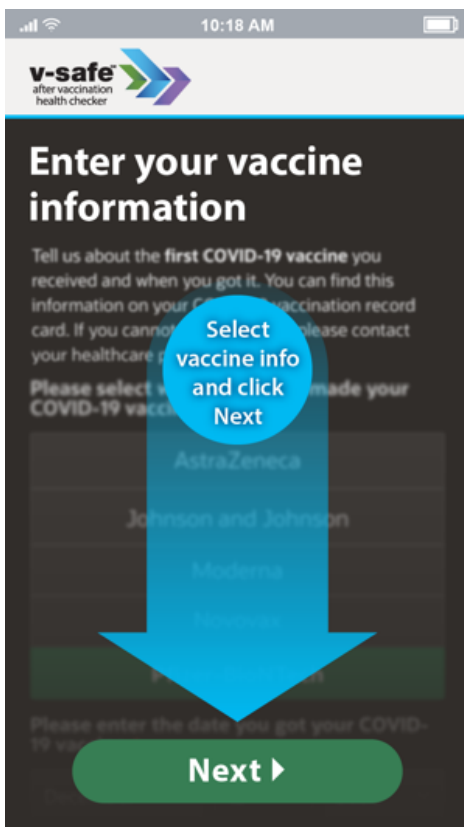
3. You will receive a text message with a verification code on your smartphone. Enter the code in **v-safe** and click **Verify**.



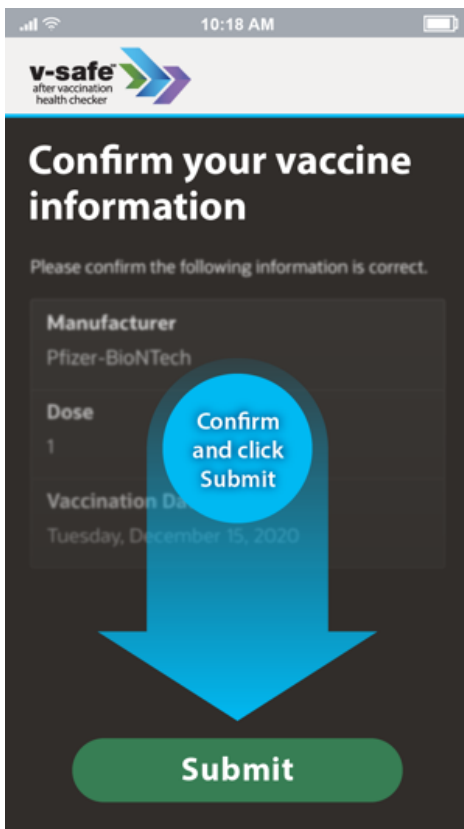
4. At the top of the screen, click **Enter vaccine information**.



5. Select which COVID-19 vaccine you received (you can find this on your vaccination record card; if you cannot find your card, please contact your healthcare provider). Enter the date you were vaccinated. Click **Next**.



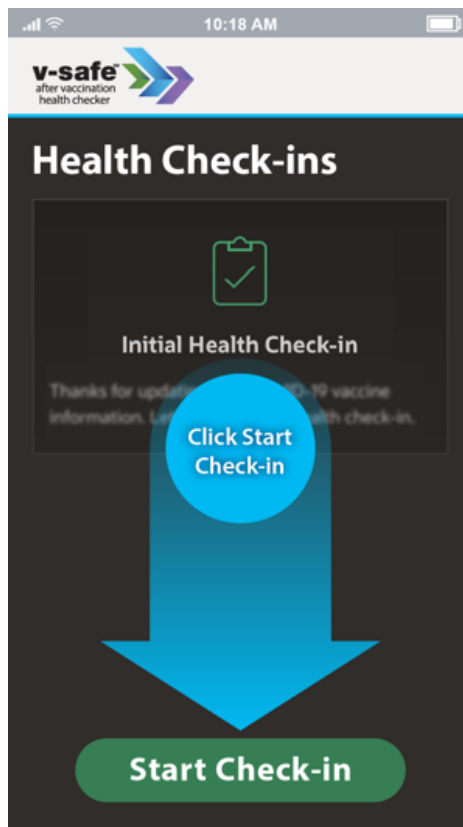
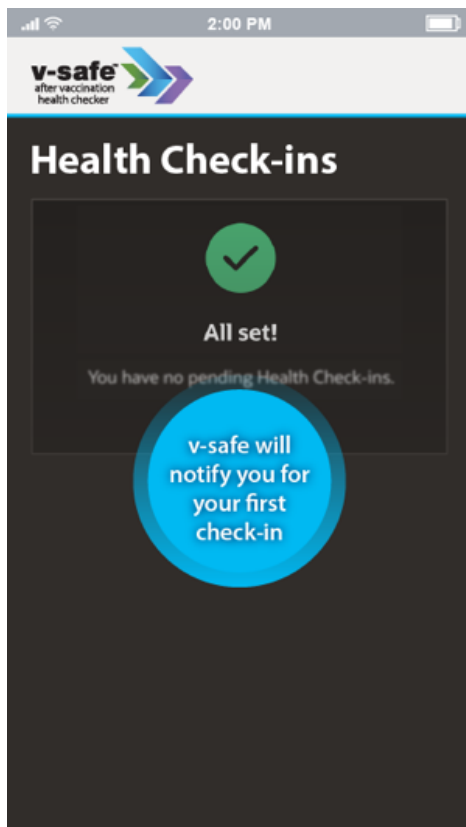
6. Review your vaccine information. If the information is correct, click **Submit**. If it's not correct, click **Go Back** to correct it.



7. Congrats! You're all set! If you complete your registration before 2 p.m. local time, **v-safe** will start your initial health check-in around 2 p.m. that day. If you register after 2 p.m., **v-safe** will start your initial health check-in immediately after you register — just follow the instructions.

Registration **before** 2 p.m. local time:

Registration **after** 2 p.m. local time:




What happens next?

You will receive a mid-afternoon reminder text message from **v-safe** for the next check-in. Just click the link in the text message to start your check-in.

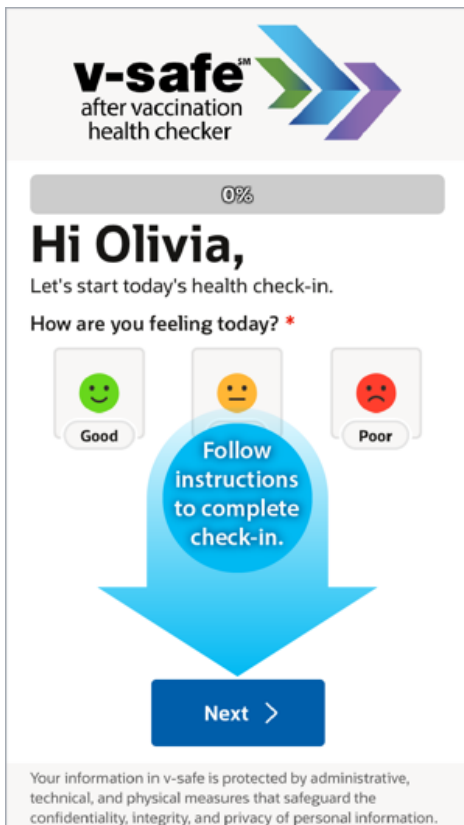


Complete a v-safe health check-in

1. When you receive a **v-safe** check-in text message on your smartphone, click the link when you're ready. Remember: Links to **v-safe** daily surveys expire at 11:59 PM local time on the day you received the link. Links to weekly surveys expire at 11:59 PM local time on day 6 after you received the link.



2. Follow the instructions to complete your check-in.



Need help with v-safe?

[Troubleshooting](#)

[Frequently Asked Questions](#)



Live v-safe support:

Available Monday-Friday 8:00 a.m. – 8:00 p.m. ET

Call 800-CDC-INFO (800-232-4636) TTY 888-232-6348

Email:

[Contact Form](#)

More Information

[Ensuring the Safety of COVID-19 Vaccines](#)

[Information about COVID-19 Vaccines](#)

[Frequently Asked Questions about COVID-19 Vaccination](#)

Last Updated Jan. 21, 2021

Content source: [National Center for Immunization and Respiratory Diseases \(NCIRD\), Division of Viral Diseases](#)