

## Mining Operations

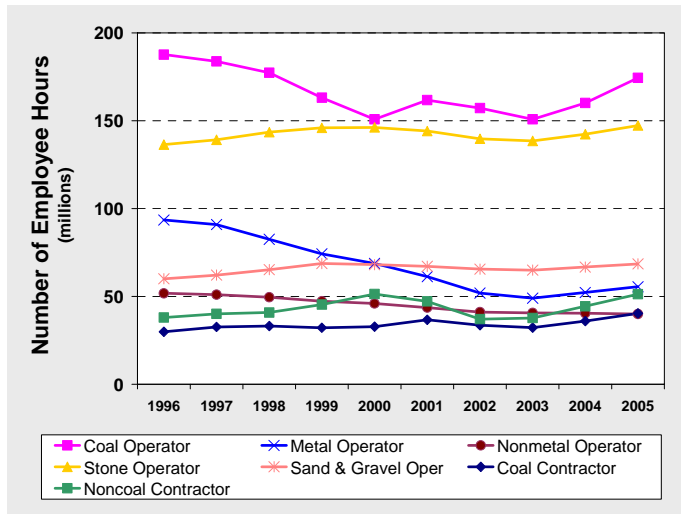
In 2005, a total of 7,111 sand and gravel mining operations reported employment to the Mine Safety and Health Administration (MSHA).

- Sand and gravel mines were the largest mining sector, comprising 48.5% of all mining operations.
- Sand and gravel mines were found throughout all 50 states and Puerto Rico.

## Employees

A total of 37,705 employees,<sup>1</sup> corresponding to 34,258 full-time equivalent (FTE)<sup>2</sup> employees, were reported by sand and gravel mine operators.

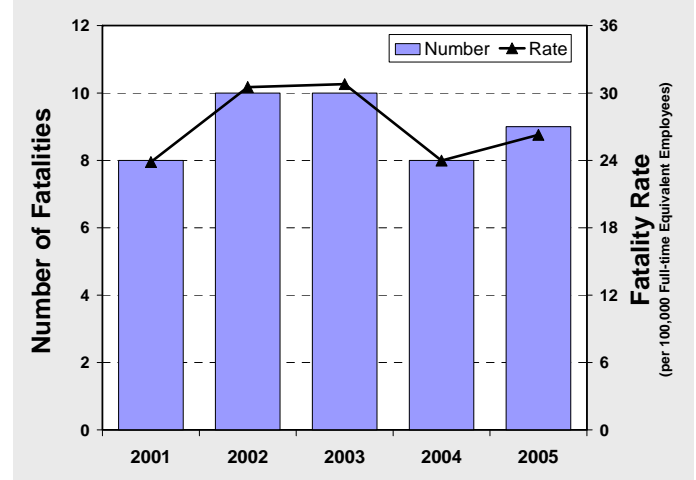
- Within the mining sectors,<sup>3</sup> sand and gravel mine operator employees accounted for 11.9% of all employee hours reported to MSHA.



## Fatalities

Nine occupational fatalities occurred among sand and gravel operator employees in 2005. This compared to eight fatalities in 2004.

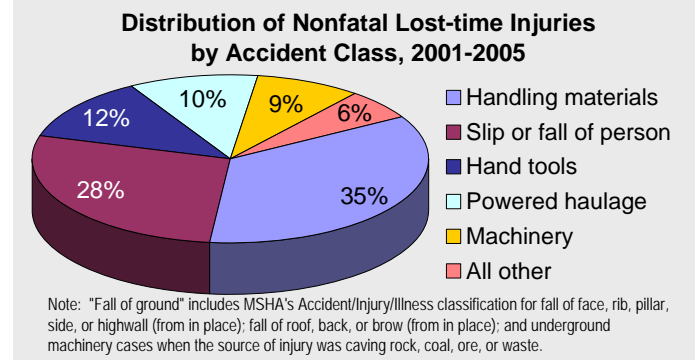
- The sand and gravel mine operator fatality rate was 26.3 fatalities per 100,000 FTE employees.
- In 2005, 33.3% of the sand and gravel fatalities occurred to employees with the MSHA job title of “laborer/utility man/bull gang.”



## Nonfatal Lost-time Injuries

There were 841 nonfatal lost-time injuries among sand and gravel operator employees occurring at a rate of 2.5 injuries per 100 FTE employees. A total of 51,043 days lost<sup>4</sup> from work resulted from these injuries.

- The most frequent classifications of nonfatal lost-time injuries for sand and gravel operator employees involved handling materials (n=272; 32.3%) and slip or fall of person (n=243; 28.9%).
- Sprains and strains were the most frequently reported nature of injury (n=369; 43.9%).
- The back was the most frequently reported body part injured (n=158; 18.8%), followed by fingers (n=114; 13.6%). Back injuries represented 7,765 days lost from work; finger injuries represented 3,239 days lost.



## Mining Characteristics, 2005

Commodity and Type of Employer	No. of Mines	No. of Companies	No. of Employees <sup>1</sup>	No. of FTE Employees <sup>2</sup>	Fatality Rate	Nonfatal Lost-time Injury Rate
Coal Operator	2,063	--	78,281	87,184	19.5	3.5
Metal Operator	263	--	26,442	27,773	18.0	2.4
Nonmetal Operator	739	--	19,678	20,014	20.0	2.5
Stone Operator	4,490	--	69,759	73,650	20.4	3.1
<b>Sand and Gravel Operator</b>	<b>7,111</b>	<b>--</b>	<b>37,705</b>	<b>34,258</b>	<b>26.3</b>	<b>2.5</b>
<b>Operator Total</b>	<b>14,666</b>	<b>--</b>	<b>231,865</b>	<b>242,879</b>	<b>20.6</b>	<b>3.0</b>
Coal Contractor	--	2,503	32,639	20,136	24.8	2.7
Noncoal Contractor	--	4,297	46,623	25,590	7.8	1.6
<b>Contractor Total</b>	<b>--</b>	<b>6,800</b>	<b>79,262</b>	<b>45,726</b>	<b>15.3</b>	<b>2.1</b>
<b>TOTAL</b>			<b>311,127</b>	<b>288,605</b>	<b>19.8</b>	<b>2.9</b>

Fatality rates were computed per 100,000 FTE employees. Nonfatal lost-time injury rates were computed per 100 FTE employees.

**Data source:** Publicly released files of employment and accident/injury/illness data collected by MSHA under 30 CFR 50.

**Notes:** All analyses exclude office employees, except for the total number of mining operations. Analyses of fatalities exclude all individuals under 17 years of age and all individuals who were not classified as employees of a mining operator or mining contractor. Further statistical methodology is available on the NIOSH Internet [<http://www.cdc.gov/niosh/mining/statistics/method.htm>].

<sup>1</sup>Number of employees is the average number of persons working at individual establishments during calendar quarters of active operations.

<sup>2</sup>Full-time equivalent employees were computed using reported employee hours (2,000 hours = 1 FTE).

<sup>3</sup>Mining sectors: coal operators, metal operators, nonmetal operators, stone operators, sand and gravel operators, coal contractors, and noncoal contractors.

<sup>4</sup>Includes actual days away from work and/or days of restricted work activity. For permanently disabling injuries only, statutory days charged by MSHA were used if they exceeded the total lost workdays.

To receive NIOSH documents or for more information about occupational safety and health topics, contact NIOSH at  
**1-800-CDC-INFO** (1-800-232-4636)  
 1-888-232-6348 (TTY)  
 e-mail: [cdcinfo@cdc.gov](mailto:cdcinfo@cdc.gov)  
 or visit the NIOSH Web site at <http://www.cdc.gov/niosh>

DHHS (NIOSH) Publication No. 2008-154

**SAFER • HEALTHIER • PEOPLE™**